

ANNUAL REPORT

Of

Company Name:
PO Box 8555

Mailing Address: Ft. Mohave AZ
86427

Docket No.: WS-03586A
For the Year Ended:

RECEIVED
APR 15 2019
ARIZONA CORP COMMISSION
UTILITIES DIVISION - DIRECTOR'S OFFICE

WATER UTILITY

To

Arizona Corporation Commission

Due on April 15th

Email: rdelafuente@azcc.gov, mail or deliver the completed Annual Report to:
Arizona Corporation Commission
Compliance Section - Utilities Division
1200 West Washington Street
Phoenix, Arizona 85007

Application Type:
Application Date:

4-23-19

ARIZONA CORPORATION COMMISSION
WATER UTILITY ANNUAL REPORT
Sunrise Vistas Utilities Company
A Class Utility

1. For the Calendar Year Ended: 12/31/18

2. Address:

4486 Camp Mohave Rd.			
City:	Ft. Mohave	State:	Arizona
		Zip Code:	86427

3. Telephone Number:

928-758-8200

4. Date of Original Organization of Utility:

--

5. Person to whom correspondence should be addressed concerning this report:

Name:

Rafe Cohen

Telephone No. :

818-986-3909

Address:

15060 Ventura Blvd., Suite 350			
City:	Sherman Oaks	State:	California
		Zip Code:	91403

Email:

rcohen@galaxytheatres.com

6. On-Site Manager:

Name:

Rebecca Zaviches

Telephone No. :

928-758-8200

Address:

4486 S. Camp Mohave Rd.			
City:	Ft. Mohave	State:	Arizona
		Zip Code:	86427

Email:

mcihomesinc@citlink.net

7. Ownership:

"C" Corporation

8. Counties Served:

Mohave

Utility Plant in Service (Water)							
Account No.	Description	Beginning Year Original Cost	Current Year Additions	Current Year Retirements	Adjusted Original Cost	Accumulated Depreciation	OCLD (OC less AD)
301	Organization				\$0		\$0
302	Franchises				0		0
303	Land and Land Rights				0		0
304	Structures and Improvements	64,499			64,499	20,172	44,327
305	Collecting & Improving Reservoirs				0		0
306	Lake, River, Canal Intakes				0		0
307	Wells and Springs				0		0
308	Infiltration Galleries				0		0
309	Supply Mains				0		0
310	Power Generation Equipment				0		0
311	Pumping Equipment	205,284			205,284	81,445	123,839
320	Water Treatment Equipment				0		0
320.1	Water Treatment Plants				0		0
320.2	Solution Chemical Feeders				0		0
320.3	Point-of-Use Treatment Devices				0		0
330	Distribution Reservoirs and Standpipes	271,511			271,511	271,511	0
330.1	Storage Tanks				0		0
330.2	Pressure Tanks				0		0
331	Transmission and Distribution Mains	471,607			471,607	336,199	135,408
333	Services	169,057			169,057	120,247	48,810
334	Meters and Meter Installations	60,719			60,719	31,898	28,821
335	Hydrants	143,656			143,656	103,043	40,613
336	Backflow Prevention Devices				0		0
339	Other Plant and Misc. Equipment				0		0
340	Office Furniture and Equipment	2,803			2,803	2,803	0
340.1	Computer & Software				0		0
341	Transportation Equipment				0		0
342	Stores Equipment				0		0
343	Tools, Shop and Garage Equipment				0		0
344	Laboratory Equipment				0		0
345	Power Operated Equipment				0		0
346	Communication Equipment				0		0
347	Miscellaneous Equipment				0		0
348	Other Tangible Plant				0		0
	Totals	\$1,389,136	\$0	\$0	\$1,389,136	\$967,318	\$421,818

Instructions: Fill out the Grey Cells with the relevant information. Input 0 or none if there is nothing recorded in that account or there is no applicable information to report.

Sunrise Vistas Utilities Company
 Annual Report
 Depreciation Expense for the Current Year (Water)
 12/31/18

Depreciation Expense for the Current Year (Water)								
Account No.	Description	Beginning Year Original Cost	Current Year Additions	Current Year Retirements	Adjusted Original Cost	Fully Depreciated/Non-depreciable Plant	Depreciation Percentages	Depreciation Expense
301	Organization	\$0	\$0	\$0	\$0			\$0
302	Franchises	0	0	0	0			0
303	Land and Land Rights	0	0	0	0			0
304	Structures and Improvements	64,499	0	0	64,499		2.50%	1,612
305	Collecting & Improving Reservoirs	0	0	0	0			0
306	Lake, River, Canal Intakes	0	0	0	0			0
307	Wells and Springs	0	0	0	0			0
308	Infiltration Galleries	0	0	0	0			0
309	Supply Mains	0	0	0	0			0
310	Power Generation Equipment	0	0	0	0			0
311	Pumping Equipment	205,284	0	0	205,284		2.50%	5,132
320	Water Treatment Equipment	0	0	0	0			0
320.1	Water Treatment Plants	0	0	0	0			0
320.2	Solution Chemical Feeders	0	0	0	0			0
320.3	Point-of-Use Treatment Devices	0	0	0	0			0
330	Distribution Reservoirs and Standpipes	271,511	0	0	271,511			0
330.1	Storage Tanks	0	0	0	0			0
330.2	Pressure Tanks	0	0	0	0			0
331	Transmission and Distribution Mains	471,607	0	0	471,607		2.50%	11,790
333	Services	169,057	0	0	169,057		2.50%	4,226
334	Meters and Meter Installations	60,719	0	0	60,719		2.50%	1,518
335	Hydrants	143,656	0	0	143,656		2.50%	3,591
336	Backflow Prevention Devices	0	0	0	0			0
339	Other Plant and Misc. Equipment	0	0	0	0			0
340	Office Furniture and Equipment	2,803	0	0	2,803			0
340.1	Computer & Software	0	0	0	0			0
341	Transportation Equipment	0	0	0	0			0
342	Stores Equipment	0	0	0	0			0
343	Tools, Shop and Garage Equipment	0	0	0	0			0
344	Laboratory Equipment	0	0	0	0			0
345	Power Operated Equipment	0	0	0	0			0
346	Communication Equipment	0	0	0	0			0
347	Miscellaneous Equipment	0	0	0	0			(2)
348	Other Tangible Plant	0	0	0	0			0
	Subtotal	\$1,389,136	\$0	\$0	\$1,389,136	\$0		\$27,869

Contribution(s) in Aid of Construction (Gross)

Less: Non Amortizable Contribution(s)

Fully Amortized Contribution(s)

Amortizable Contribution(s)

Times: Proposed Amortization Rate

Amortization of CIAC

\$0

2.01%

\$0

Less: Amortization of CIAC

DEPRECIATION EXPENSE

Instructions: Fill out the Grey Cells with the relevant information. Input 0 or none if there is nothing recorded in that account or there is no applicable information to report.

Sunrise Vistas Utilities Company
 Annual Report
 Balance Sheet Assets
 12/31/18

Balance Sheet Assets				
	Assets		Balance at Beginning of Year (2018)	Balance at End of Year (2018)
Account No.	Current and Accrued Assets			
131	Cash		\$0	\$0
134	Working Funds			
135	Temporary Cash Investments			
141	Customer Accounts Receivable			
146	Notes Receivable from Associated Companies			
151	Plant Material and Supplies			
162	Prepayments		0	0
174	Miscellaneous Current and Accrued Assets			
	Total Current and Accrued Assets		\$0	\$0
Account No.	Fixed Assets			
101	Utility Plant in Service*		\$1,389,136	\$1,389,136
103	Property Held for Future Use			
105	Construction Work in Progress			
108	Accumulated Depreciation (enter as negative)*		(940,844)	(967,318)
121	Non-Utility Property			
122	Accumulated Depreciation - Non Utility			
	Total Fixed Assets		\$448,292	\$421,818
	Total Assets		\$448,292	\$421,818

Instructions: Fill out the Grey Cells with the relevant information. Input 0 or none if there is nothing recorded in that account or there is no applicable information to report.

*Note these items feed automatically from AR3 UPIS Page 3

Sunrise Vistas Utilities Company
Annual Report
Balance Sheet Liabilities and Owners Equity

Balance Sheet Liabilities and Owners Equity				
	Liabilities		Balance at Beginning of Year (2018)	Balance at End of Year (2018)
Account No.	Current Liabilities			
231	Accounts Payable		\$0	\$10,519
232	Notes Payable (Current Portion)		0	
234	Notes Payable to Associated Companies		0	22,937
235	Customer Deposits		13,847	16,577
236	Accrued Taxes		2,381	6,550
237	Accrued Interest			
242	Miscellaneous Current and Accrued Liabilities			
	Total Current Liabilities		\$16,228	\$56,583
	Long Term Debt			
224	Long Term Debt (Notes and Bonds)		\$0	
	Deferred Credits			
251	Unamortized Premium on Debt		\$0	
252	Advances in Aid of Construction		356,772	338,933
255	Accumulated Deferred Investment Tax Credits		0	
271	Contributions in Aid of Construction		39,777	39,777
272	Less: Amortization of Contributions			
281	Accumulated Deferred Income Tax			
	Total Deferred Credits		\$396,549	\$378,710
	Total Liabilities		\$412,777	\$435,293
	Capital Accounts			
201	Common Stock Issued		\$371,739	\$371,739
211	Other Paid-In Capital		189,904	189,904
215	Retained Earnings		(526,128)	(575,118)
218	Proprietary Capital (Sole Props and Partnerships)		0	
	Total Capital		\$35,515	(\$13,475)
	Total Liabilities and Capital		\$448,292	\$421,818

Instructions: Fill out the Grey Cells with the relevant information. Input 0 or none if there is nothing recorded in that account or there is no applicable information to report.

Note: Total liabilities and Capital must match total assets for the beginning and end of the year!

Sunrise Vistas Utilities Company
Annual Report
Water Comparative Income Statement
12/31/18

Water Comparative Income Statement			
Account No.	Calendar Year	Current Year 01/01/2018 - 12/31/2018	Last Year 01/01/2017 - 12/31/2017
	Operating Revenue		
461	Metered Water Revenue	\$271,436	\$259,675
460	Unmetered Water Revenue		
462	Fire Protection Revenue		
469	Guaranteed Revenues (Surcharges)		
471	Miscellaneous Service Revenues		
474	Other Water Revenue	3,637	1,726
	Total Revenues	\$275,073	\$261,401
	Operating Expenses		
601	Salaries and Wages	\$55,697	\$61,639
604	Employee Pensions and Benefits		
610	Purchased Water	132,302	144,509
615	Purchased Power	7,188	9,584
618	Chemicals		
620	Materials and Supplies		
620.1	Repairs and Maintenance	20,906	21,327
620.2	Office Supplies and Expense	11,204	8,396
630	Contractual Services		
631	Contractual Services -Engineering		
632	Contractual Services - Accounting	8,300	8,300
633	Contractual Services - Legal	482	
634	Contractual Services - Management Fees		
635	Contractual Services - Water Testing	2,887	6,634
636	Contractual Services - Other	22,170	22,980
640	Rents		
641	Rental of Building/Real Property		
642	Rental of Equipment		
650	Transportation Expenses		
657	Insurance - General Liability	1,574	
657.1	Insurance - Health and Life		4,208
665	Regulatory Commission Expense - Rate		
670	Bad Debt Expense		
675	Miscellaneous Expense		
403	Depreciation Expense (From Schedule AR4)	27,869	27,870
408	Taxes Other Than Income	8,493	7,191
408.11	Property Taxes	12,987	12,872
409	Income Taxes	25	816
427.1	Customer Security Deposit Interest		
	Total Operating Expenses	\$312,084	\$336,326
	Operating Income / (Loss)	(\$37,011)	(\$74,925)
	Other Income / (Expense)		
419	Interest and Dividend Income	\$21	\$14
421	Non-Utility Income		
426	Miscellaneous Non-Utility (Expense)		
427	Interest (Expense)		
	Total Other Income / (Expense)	\$21	\$14
	Net Income / (Loss)	(\$36,990)	(\$74,911)

Instructions: Fill out the Grey Cells with the relevant information. Input 0 or none if there is nothing recorded in that account or there is no applicable information to report.

Full time equivalent employees

	Direct Company	Outside service	Total
President	1.0		1.0
Vice-president			0.0
Manager	1.0		1.0
Engineering Staff			0.0
System Operator(s)	1.0		1.0
Meter reader			0.0
Customer Service			0.0
Accounting			0.0
Business Office			0.0
Rates Department			0.0
Administrative Staff	1.0		1.0
Other			0.0
Total	4.0	0.0	4.0

Instructions: Fill out the Grey Cells with the relevant information. Input 0 or none if there is nothing recorded in that account or there is no applicable information to report. A full-time employee is based on 2080 total hours per year. Please calculate partial employees using 2080 hours.

Supplemental Financial Data (Long-Term Debt)				
	Loan #1	Loan #2	Loan #3	Loan #4
Date Issued				
Source of Loan				
ACC Decision No.				
Reason for Loan				
Dollar Amt. Issued				
Amount Outstanding				
Date of Maturity				
Interest Rate				
Current Year Interest				
Current Year Principal				

Meter Deposit Balance at Test Year End:

Meter Deposits Refunded During the Test Year:

List all bonds, notes, loans, and other types of indebtedness in which the proceeds were used in the provision of public utility service. Indebtedness incurred for personal uses by the owner of the utility should not be listed. Input 0 or none if there is nothing to report for that cell.

Water Utility Plant Description (Continued)
--

For the following three items, list the utility owned assets in each category for each system.

TREATMENT EQUIPMENT:	
-----------------------------	--

STRUCTURES:	Bldg. 47,150, Wall 17,348
--------------------	---------------------------

OTHER:	Rapdi Infiltration Ponds
---------------	--------------------------

Instructions: Fill out the Grey Cells with the relevant information. Input 0 or none if there is nothing recorded in that account or there is no applicable information to report. Copy and paste this sheet as many times as is necessary.

Customer and Other Information	
Name of the System:	0
ADEQ Public Water System Number:	
ADWR PCC Number:	

Month	Number of Customers				
	Single-Family	Multi-Family	Commercial	Turf/Irrigation	Other Non-Residential
January	662		3	1	
February	666		3	1	
March	666		3	1	
April	669		3	1	
May	669		3	1	
June	668		3	1	
July	667		3	1	
August	669		3	1	
September	664		3	1	
October	667		3	1	
November	670		3	1	
December	668		3	1	

If the system has fire hydrants, what is the fire flow requirements? GPM for hrs.

Does the system have chlorination treatment?

Does the Company have an ADWR Gallons Per Capita Per Day (GCPCPD) requirement?

If yes, provide the GPCPD amount:

Is the Water Utility located in an ADWR Active Management Area (AMA)?

If yes, which AMA?

Instructions: Fill out the Grey Cells with the relevant information. Input 0 or none if there is nothing recorded in that account or there is no applicable information to report. Copy and paste this sheet as many times as is necessary.

Property Taxes	
-----------------------	--

Amount of actual property taxes paid during Calendar Year 2018 was	\$12,987
--	----------

If no property taxes paid, explain why.

Instructions: Fill out the Grey Cells with the relevant information. Input 0 or none if there is nothing recorded in that account or there is no applicable information to report.

Verification and Sworn Statement (Taxes)

Verification: State of Arizona I, the undersigned of the
(state name)

County of (county name): Mohave
Name (owner or official) title: Rafe Cohen, President
Company name: Sunrise Vistas Utilities Company

RECEIVED
APR 15 2019
ARIZONA CORP COMMISSION
UTILITIES DIVISION - DIRECTOR'S OFFICE


DO SAY THAT THIS ANNUAL UTILITY PROPERTY TAX AND SALES TAX REPORT TO THE ARIZONA CORPORATION COMMISSION.

FOR THE YEAR ENDING: 12/31/18

HAS BEEN PREPARED UNDER MY DIRECTION, FROM THE ORIGINAL BOOKS, PAPERS AND RECORDS OF SAID UTILITY; THAT I HAVE CAREFULLY EXAMINED THE SAME, AND DECLARE THE SAME TO BE A COMPLETE AND CORRECT STATEMENT OF BUSINESS AND AFFAIRS OF SAID UTILITY FOR THE PERIOD COVERED BY THIS REPORT IN RESPECT TO EACH AND EVERY MATTER AND THING SET FORTH, TO THE BEST OF MY KNOWLEDGE, INFORMATION AND BELIEF.

Sworn Statement: I HEREBY ATTEST THAT ALL PROPERTY TAXES FOR SAID COMPANY ARE CURRENT AND PAID IN FULL.

I HEREBY ATTEST THAT ALL SALES TAXES FOR SAID COMPANY ARE CURRENT AND PAID IN FULL.



signature of owner/official

818-986-3909

telephone no.

SUBSCRIBED AND SWORN TO BEFORE ME A NOTARY PUBLIC
IN AND FOR THE COUNTY

THIS

15th


DAY OF


Los Angeles
(county name)

April 2019
(month) and (year)

MY COMMISSION EXPIRES

4-17-21
(date)




(signature of notary public)

Verification and Sworn Statement

Verification:

State of Arizona I, the undersigned of the
(state name)
County of (county name): Mohave
Name (owner or official) title: Rafe Cohen, President
Company name: Sunrise Vistas Utilities Company

RECEIVED
APR 15 2019
ARIZONA CORP COMMISSION
UTILITIES DIVISION - DIRECTOR'S OFFICE

DO SAY THAT THIS ANNUAL UTILITY PROPERTY TAX AND SALES TAX REPORT TO THE ARIZONA CORPORATION COMMISSION.

FOR THE YEAR ENDING: 12/31/18

HAS BEEN PREPARED UNDER MY DIRECTION, FROM THE ORIGINAL BOOKS, PAPERS AND RECORDS OF SAID UTILITY; THAT I HAVE CAREFULLY EXAMINED THE SAME, AND DECLARE THE SAME TO BE A COMPLETE AND CORRECT STATEMENT OF BUSINESS AND AFFAIRS OF SAID UTILITY FOR THE PERIOD COVERED BY THIS REPORT IN RESPECT TO EACH AND EVERY MATTER AND THING SET FORTH, TO THE BEST OF MY KNOWLEDGE, INFORMATION AND BELIEF.

Sworn Statement: IN ACCORDANCE WITH THE REQUIREMENTS OF TITLE 40, ARTICLE 8, SECTION 40-401, ARIZONA REVISED STATUTES, IT IS HEREIN REPORTED THAT THE GROSS OPERATING REVENUE OF SAID UTILITY DERIVED FROM ARIZONA INTRASTATE UTILITY OPERATIONS DURING THE CALENDAR YEAR WAS:

Arizona Intrastate Gross Operating Revenues Only (\$)

\$290,109

(The amount in the box above includes

\$15,036 in sales taxes
billed or collected)



signature of owner/official

818-986-3909

telephone no.

SUBSCRIBED AND SWORN TO BEFORE ME A NOTARY PUBLIC
IN AND FOR THE COUNTY

Los Angeles
(county name)

THIS



15th

DAY OF

April 2019
(month) and (year)

MY COMMISSION EXPIRES

4-17-21
(date)



(signature of notary public)

Verification and Sworn Statement (Residential Revenue)

Verification:

State of Arizona I, the undersigned of the
(state name)

County of (county name): Mohave
Name (owner or official) title: Rafe Cohen, President
Company name: Sunrise Vistas Utilities Company

RECEIVED
APR 15 2019
ARIZONA CORPORATION COMMISSION
UTILITIES DIVISION - DIRECTOR'S OFFICE

DO SAY THAT THIS ANNUAL UTILITY PROPERTY TAX AND SALES TAX REPORT TO THE ARIZONA CORPORATION COMMISSION.

FOR THE YEAR ENDING: 12/31/18

HAS BEEN PREPARED UNDER MY DIRECTION, FROM THE ORIGINAL BOOKS, PAPERS AND RECORDS OF SAID UTILITY; THAT I HAVE CAREFULLY EXAMINED THE SAME, AND DECLARE THE SAME TO BE A COMPLETE AND CORRECT STATEMENT OF BUSINESS AND AFFAIRS OF SAID UTILITY FOR THE PERIOD COVERED BY THIS REPORT IN RESPECT TO EACH AND EVERY MATTER AND THING SET FORTH, TO THE BEST OF MY KNOWLEDGE, INFORMATION AND BELIEF.

Sworn Statement: IN ACCORDANCE WITH THE REQUIREMENTS OF TITLE 40, ARTICLE 8, SECTION 40-401, ARIZONA REVISED STATUTES, IT IS HEREIN REPORTED THAT THE GROSS OPERATING REVENUE OF SAID UTILITY DERIVED FROM ARIZONA INTRASTATE UTILITY OPERATIONS RECEIVED FROM RESIDENTIAL CUSTOMERS DURING THE CALENDAR YEAR WAS:

Arizona Intrastate Gross Operating Revenues Only (\$)

\$290,109
(The amount in the box above includes
\$15,036 in sales taxes
billed or collected)



signature of owner/official

818-986-3909
telephone no.

SUBSCRIBED AND SWORN TO BEFORE ME A NOTARY PUBLIC
IN AND FOR THE COUNTY

Los Angeles
(county name)

THIS

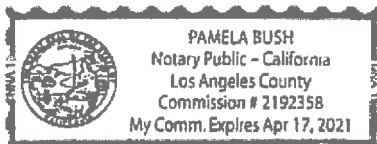
15th

DAY OF

April 2019
(month) and (year)

MY COMMISSION EXPIRES

4-17-21
(date)



(signature of notary public)

Company	SUNRISE VISTAS UTILITIES	
Docket No.:		
Name of the System:		
ADEQ Public Water System Number:		
ADWR PCC Number:		

2018 Utility Shutoffs / Disconnects			
Month	Termination without Notice R14-2-410.B	Termination with Notice R14-2-410.C	Other
January	-	1	
February	-	-	
March	-	2	
April	1	-	
May	3	-	
June	-	1	
July	-	1	
August	-	1	
September	-	2	
October	-	1	
November	-	2	
December	-	1	
Total	0	12	0

Other (description):

Instructions: Fill out the Grey Cells with the relevant information. Input 0 or none if there is nothing recorded in that account or there is no applicable information to report.