

ANNUAL REPORT

Of

Company Name: **Sunrise Vistas Utilities Company**
PO Box 8555

Mailing Address: Ft. Mohave AZ
86427

Docket No.: WS-03586A
For the Year Ended: **12/31/20**

**RECEIVED
BY EMAIL
04/15/2021, 3:00 PM
ARIZONA CORPORATION COMMISSION
UTILITIES DIVISION**

WATER UTILITY

To

Arizona Corporation Commission

Due on April 15th

Email: Util-Compliance@azcc.gov, mail or deliver the completed Annual Report to:
Arizona Corporation Commission
Compliance Section - Utilities Division
1200 West Washington Street
Phoenix, Arizona 85007

Application Type: **Original Filing**
Application Date: **4/23/2021**

ARIZONA CORPORATION COMMISSION
WATER UTILITY ANNUAL REPORT
Sunrise Vistas Utilities Company
A Class Utility

For the Calendar Year Ended: 12/31/20

Primary Address: 7581 E Academy Blvd; Suite 229
City: Denver State: Colorado Zip Code: 80230

Telephone Number: 720.949.1384

Date of Original Organization of Utility: 11/4/1997

Person to whom correspondence should be addressed concerning this report:

Name: Jason Williamson
Telephone No. : 720.949.1384
Address: 7581 E Academy Blvd; Suite 229
City: Denver State: Colorado Zip Code: 80230
Email: jw@jvwwater.net

[Redacted]
Name: [Redacted]
Telephone No. : [Redacted]
Address: [Redacted]
City: [Redacted] State: [Redacted] Zip Code: [Redacted]
Email: [Redacted]

[Redacted]
Name: [Redacted]
Telephone No. : [Redacted]
Address: [Redacted]
City: [Redacted] State: [Redacted] Zip Code: [Redacted]
Email: [Redacted]

[Redacted]
Name: [Redacted]
Telephone No. : [Redacted]
Address: [Redacted]
City: [Redacted] State: [Redacted] Zip Code: [Redacted]
Email: [Redacted]

[Redacted]
Name: [Redacted]
Telephone No. : [Redacted]
Address: [Redacted]
City: [Redacted] State: [Redacted] Zip Code: [Redacted]
Email: [Redacted]

Ownership: "C" Corporation

Counties Served: Mohave

Important changes during the year	
--	--

	For those companies not subject to the affiliated interest rules, has there been a change in ownership or direct control during the year?
	If yes, please provide specific details in the box below.
	The shares of Sunrise Vistas Utilities Company were sold to JW Water Holdings on December 7, 2020

	Has the company been notified by any other regulatory authorities during the year, that they are out of compliance?
	If yes, please provide specific details in the box below.

Sunrise Vistas Utilities Company
Annual Report
Utility Plant in Service (Water)
12/31/20

Utility Plant in Service (Water)							
Account No.	Description	Beginning Year Original Cost	Current Year Additions	Current Year Retirements	Adjusted Original Cost	Accumulated Depreciation	OCLD (OC less AD)
301	Organization				\$0		\$0
302	Franchises				0		0
303	Land and Land Rights				0		0
304	Structures and Improvements	64,499			64,499	23,652	40,847
305	Collecting & Improving Reservoirs				0		0
306	Lake, River, Canal Intakes				0		0
307	Wells and Springs				0		0
308	Infiltration Galleries				0		0
309	Supply Mains				0		0
310	Power Generation Equipment				0		0
311	Pumping Equipment	205,284			205,284	112,238	93,046
320	Water Treatment Equipment				0		0
320.1	Water Treatment Plants				0		0
320.2	Solution Chemical Feeders				0		0
320.3	Point-of-Use Treatment Devices				0		0
330	Distribution Reservoirs and Standpipes				0		0
330.1	Storage Tanks	271,511			271,511	271,511	0
330.2	Pressure Tanks				0		0
331	Transmission and Distribution Mains	471,607			471,607	357,421	114,186
333	Services	169,057			169,057	130,103	38,954
334	Meters and Meter Installations	60,719			60,719	38,474	22,245
335	Hydrants	143,656			143,656	109,507	34,149
336	Backflow Prevention Devices				0		0
339	Other Plant and Misc. Equipment				0		0
340	Office Furniture and Equipment	2,803			2,803	2,803	0
340.1	Computer & Software				0		0
341	Transportation Equipment	7,300			7,300	1,910	5,390
342	Stores Equipment				0		0
343	Tools, Shop and Garage Equipment				0		0
344	Laboratory Equipment				0		0
345	Power Operated Equipment				0		0
346	Communication Equipment				0		0
347	Miscellaneous Equipment				0		0
348	Other Tangible Plant				0		0
	Totals	\$1,396,436	\$0	\$0	\$1,396,436	\$1,047,618	\$348,818

Sunrise Vistas Utilities Company
Annual Report
Depreciation Expense for the Current Year (Water)
12/31/20

Depreciation Expense for the Current Year (Water)									
Account No.	Description	Beginning Year Original Cost	Current Year Additions	Current Year Retirements	Adjusted Original Cost	Fully Depreciated/Non-depreciable Plant	Depreciable Plant	Depreciation Percentages	Depreciation Expense
301	Organization	\$0	\$0	\$0	\$0		\$0		\$0
302	Franchises	0	0	0	0		0		0
303	Land and Land Rights	0	0	0	0		0		0
304	Structures and Improvements	64,499	0	0	64,499		64,499	2.90%	1,868
305	Collecting & Improving Reservoirs	0	0	0	0		0		0
306	Lake, River, Canal Intakes	0	0	0	0		0		0
307	Wells and Springs	0	0	0	0		0		0
308	Infiltration Galleries	0	0	0	0		0		0
309	Supply Mains	0	0	0	0		0		0
310	Power Generation Equipment	0	0	0	0		0		0
311	Pumping Equipment	205,284	0	0	205,284		205,284	12.50%	25,661
320	Water Treatment Equipment	0	0	0	0		0		0
320.1	Water Treatment Plants	0	0	0	0		0		0
320.2	Solution Chemical Feeders	0	0	0	0		0		0
320.3	Point-of-Use Treatment Devices	0	0	0	0		0		0
330	Distribution Reservoirs and Standpipes	0	0	0	0		0		0
330.1	Storage Tanks	271,511	0	0	271,511		271,511	0.00%	0
330.2	Pressure Tanks	0	0	0	0		0		0
331	Transmission and Distribution Mains	471,607	0	0	471,607		471,607	2.00%	9,432
333	Services	169,057	0	0	169,057		169,057	3.33%	5,630
334	Meters and Meter Installations	60,719	0	0	60,719		60,719	8.33%	5,058
335	Hvdrants	143,656	0	0	143,656		143,656	2.00%	2,873
336	Backflow Prevention Devices	0	0	0	0		0		0
339	Other Plant and Misc. Equipment	0	0	0	0		0		0
340	Office Furniture and Equipment	2,803	0	0	2,803		2,803	0.00%	0
340.1	Computer & Software	0	0	0	0		0		0
341	Transportation Equipment	7,300	0	0	7,300		7,300	20.00%	1,460
342	Stores Equipment	0	0	0	0		0		0
343	Tools, Shop and Garage Equipment	0	0	0	0		0		0
344	Laboratory Equipment	0	0	0	0		0		0
345	Power Operated Equipment	0	0	0	0		0		0
346	Communication Equipment	0	0	0	0		0		0
347	Miscellaneous Equipment	0	0	0	0		0		0
348	Other Tangible Plant	0	0	0	0		0		0
	Subtotal	\$1,396,436	\$0	\$0	\$1,396,436	\$0	\$1,396,436		\$51,981

Contribution(s) in Aid of Construction (Gross)
Less: Non Amortizable Contribution(s)
Fully Amortized Contribution(s)
Amortizable Contribution(s)
Times: Proposed Amortization Rate
Amortization of CIAC

\$0
3.72%
\$0

Less: Amortization of CIAC **\$0**

DEPRECIATION EXPENSE \$51,981

Sunrise Vistas Utilities Company
Annual Report
Balance Sheet Assets
12/31/20

Balance Sheet Assets				
	Assets		Balance at Beginning of Year (2020)	Balance at End of Year (2020)
Account No.	Current and Accrued Assets			
131	Cash		\$0	\$2,500
134	Working Funds			
135	Temporary Cash Investments			
141	Customer Accounts Receivable			26,876
146	Notes Receivable from Associated Companies			
151	Plant Material and Supplies			
162	Prepayments			
174	Miscellaneous Current and Accrued Assets			
	Total Current and Accrued Assets		\$0	\$29,376
Account No.	Fixed Assets			
101	Utility Plant in Service*		\$1,393,636	\$1,396,436
103	Property Held for Future Use			
105	Construction Work in Progress			
108	Accumulated Depreciation (enter as negative)*		(995,637)	(1,047,618)
121	Non-Utility Property			
122	Accumulated Depreciation - Non Utility			
	Total Fixed Assets		\$397,999	\$348,818
	Total Assets		\$397,999	\$378,194

*Note these items feed automatically from AR3 UPIS Page 4

Sunrise Vistas Utilities Company
Annual Report
Balance Sheet Liabilities and Owners Equity

Balance Sheet Liabilities and Owners Equity				
	Liabilities		Balance at Beginning of Year (2020)	Balance at End of Year (2020)
Account No.	Current Liabilities			
231	Accounts Payable		\$12,503	\$9,285
232	Notes Payable (Current Portion)			
234	Notes Payable to Associated Companies		42,238	
235	Customer Deposits		18,607	5,949
236	Accrued Taxes		5,547	30,264
237	Accrued Interest			
242	Miscellaneous Current and Accrued Liabilities			
	Total Current Liabilities		\$78,895	\$45,498
	Long Term Debt			
224	Long Term Debt (Notes and Bonds)			
	Deferred Credits			
251	Unamortized Premium on Debt			
252	Advances in Aid of Construction		320,216	278,583
255	Accumulated Deferred Investment Tax Credits			
271	Contributions in Aid of Construction		39,777	19,888
272	Less: Amortization of Contributions			(670)
281	Accumulated Deferred Income Tax			
	Total Deferred Credits		\$359,993	\$297,801
	Total Liabilities		\$438,888	\$343,299
	Capital Accounts			
201	Common Stock Issued		\$371,739	\$371,739
211	Other Paid-In Capital		189,904	189,904
215	Retained Earnings		(602,532)	(526,748)
218	Proprietary Capital (Sole Props and Partnerships)			
	Total Capital		(\$40,889)	\$34,895
	Total Liabilities and Capital		\$397,999	\$378,194

Note: Total liabilities and Capital must match total assets for the beginning and end of the year!

Sunrise Vistas Utilities Company
Annual Report
Water Comparative Income Statement
12/31/20

Water Comparative Income Statement			
Account No.	Calendar Year	Current Year 01/01/2020 - 12/31/2020	Last Year 01/01/2019 - 12/31/2019
	Operating Revenue		
461	Metered Water Revenue	\$298,930	\$274,309
460	Unmetered Water Revenue	2,118	
462	Fire Protection Revenue		
469	Guaranteed Revenues (Surcharges)		
471	Miscellaneous Service Revenues		
474	Other Water Revenue		2,927
	Total Revenues	\$301,048	\$277,236
	Operating Expenses		
601	Salaries and Wages	\$53,322	\$49,336
604	Employee Pensions and Benefits		
610	Purchased Water	140,944	114,036
615	Purchased Power	5,436	6,218
618	Chemicals	1,183	
620	Materials and Supplies		
620.1	Repairs and Maintenance	29,369	14,582
620.2	Office Supplies and Expense	13,874	9,041
630	Contractual Services		
631	Contractual Services - Engineering		
632	Contractual Services - Accounting	4,750	2,250
633	Contractual Services - Legal	8,583	
634	Contractual Services - Management Fees	18,000	
635	Contractual Services - Water Testing	1,310	6,153
636	Contractual Services - Other	6,757	28,242
640	Rents		
641	Rental of Building/Real Property		
642	Rental of Equipment		
650	Transportation Expenses		
657	Insurance - General Liability	3,655	1,442
657.1	Insurance - Health and Life		
665	Regulatory Commission Expense - Rate	2,500	
670	Bad Debt Expense		
675	Miscellaneous Expense	6,030	
403	Depreciation Expense (From Schedule AR4)	51,981	28,321
408	Taxes Other Than Income		8,668
408.11	Property Taxes	12,204	12,414
409	Income Taxes	12,355	25
427.1	Customer Security Deposit Interest		
	Total Operating Expenses	\$372,253	\$280,728
	Operating Income / (Loss)	(\$71,205)	(\$3,492)
	Other Income / (Expense)		
419	Interest and Dividend Income	\$27	
421	Non-Utility Income		
426	Miscellaneous Non-Utility (Expense)		
427	Interest (Expense)	9,570	78
	Total Other Income / (Expense)	\$9,596	\$78
	Net Income / (Loss)	(\$61,609)	(\$3,414)

Full time equivalent employees

	Direct Company	Allocated	Outside service	Total
President				0.0
Vice-president				0.0
Manager			0.3	0.3
Engineering Staff				0.0
System Operator(s)	0.5			0.5
Meter reader			0.3	0.3
Customer Service	0.3			0.3
Accounting				0.0
Business Office				0.0
Rates Department				0.0
Administrative Staff			0.3	0.3
Other				0.0
Total	0.8	0.0	0.9	1.7

Sunrise Vistas Utilities Company
 Annual Report
 Supplemental Financial Data (Long-Term Debt)
 12/31/20

Supplemental Financial Data (Long-Term Debt)				
	Loan #1	Loan #2	Loan #3	Loan #4
Date Issued				
Source of Loan				
ACC Decision No.				
Reason for Loan				
Dollar Amt. Issued				
Amount Outstanding				
Date of Maturity				
Interest Rate				
Current Year Interest				
Current Year Principal				

Meter Deposit Balance at Test Year End:

Meter Deposits Refunded During the Test Year:

List all bonds, notes, loans, and other types of indebtedness in which the proceeds were used in the provision of public utility service. Indebtedness incurred for personal uses by the owner of the utility should not be listed. Input 0 or none if there is nothing to report for that cell.

Well and Water Usage

Name of the System: SUNRISE VISTA UTILITIES											
ADEQ Public Water System Number:			AZ0408133								
ADWR PCC Number:			91-000350.0000								
Well registry 55# (55-XXXXXX):	Pump Horsepower	Pump Yield (gpm)	Casing Depth (feet)	Casing Diameter (inches)	Pump Motor Type **	Year Drilled	Water level 2010	Water level 2020	Meter Size (inches)	How measured:	Active

Name of system water delivered to:			
ADWR PCC Number:			
Source of water delivered to another system			
Name of system water received from:		BERMUDA WATER CO INC	
ADWR PCC Number:		91-000336.0000	
Source of water received		Ground Water	
Well registry 55# (55-XXXXXX):			

Month	Water withdrawn (gallons) ¹	Water sold (gallons) ²	Water delivered (sold) to other systems (gallons) ³	Water received (purchased) from other systems (gallons) ⁴	Estimated authorized use (gallons) ⁵	Purchased Power Expense ⁶	Purchased Power (kWh) ⁷
January		4,121,480.00		5,183,000.00			
February		3,414,569.00		5,404,000.00			
March		4,491,062.00		4,624,000.00			
April		3,648,679.00		5,225,000.00			
May		4,047,380.00		5,172,000.00			
June		4,241,050.00		6,263,000.00			
July		5,180,771.00		5,817,000.00			
August		4,586,969.00		6,324,000.00			
September		4,907,880.00		7,067,000.00			
October		5,230,300.00		6,361,000.00			
November		4,292,300.00		5,961,000.00			
December		4,559,100.00		6,025,000.00			
Totals	0.00	52,721,540.00	0.00	69,426,000.00	0.00	\$0	0

If applicable, in the space below please provide a description for all un-metered water use along with amounts:
 10 MG Flushing, Fires: Hydrants, leaks & Repairs

1 Water withdrawn - Total gallons of water withdrawn from pumped sources.
 2 Water sold - Total gallons from customer meters, and other sales such as construction water.
 3 Water delivered (sold) to other systems - Total gallons of water delivered to other systems.
 4 Water received (purchased) from other systems - Total gallons of water purchased/received from other systems.
 5 Estimated authorized use - Total estimated gallons from authorized metered or unmetered use. Authorized uses such as flushing (mains, services and hydrants) draining/cleaning tanks, process, construction, fire fighting, etc. Non-authorized use (real losses) are service line breaks and leaks, water main breaks, meter inaccuracies and theft.
 6 Enter the total purchased power costs for the power meters associated with this system.
 7 Enter the total purchased kWh used by the power meters associated with this system.

Water Utility Plant Description	
Name of the System:	SUNRISE VISTA UTILITIES
ADEQ Public Water System Number:	AZ0408133
ADWR PCC Number:	91-000350.0000

MAINS		
Sizes (inches)	Material	Length (feet)
4.00	PVC	175
6.00	PVC	19,395
8.00	PVC	13,379
10.00	PVC	1,276

CUSTOMER METERS			
Size (inches)	Quantity	Percent over 1,000,000 gallons	Percent over 10 years old
5/8 X 3/4	667	< 5%	25%
2	3		

SERVICE LINES		
Material	Percent of system	Year installed

BOOSTER PUMPS		
Horsepower	GPM	Quantity

FIRE HYDRANTS	
Type	Quantity
Standard *	57
Other	

STORAGE TANKS			
Capacity (gallons)	Material	Quantity	Year installed

PRESSURE/BLADDER TANKS			
Capacity (gallons)	Material	Quantity	Year installed

* A standard fire hydrant has two 2.5 inch hose connection nozzles with 7.5 threads per inch, and one 4.5 inch pumper connection nozzle with 4 threads per inch.

Water Utility Plant Description (Continued)
--

For the following three items, list the utility owned assets in each category for each system.

TREATMENT EQUIPMENT:	
-----------------------------	--

STRUCTURES:	masonry wall surrounding booster pumps and generator
--------------------	--

OTHER:	Booster pumps and backup generator
---------------	------------------------------------

Provide a calculation used to determine the value of one water equivalent residential connection (ERC).

Use one of the following methods:

- (a) If actual flow data are available from the preceding 12 months, divide the total annual single family residence (SFR) gallons sold by the average number of single family residence customers for the same period and divide the result by 365
- (b) If no historical flow data are available, use:
 $ERC = (\text{Total SFR gallons sold (Omit 000)} / 365 \text{ days} / 350 \text{ gallons per day})$

ERC	217
Method used:	(a)

Customer and Other Information	
Name of the System:	SUNRISE VISTA UTILITIES
ADEQ Public Water System Number:	AZ0408133
ADWR PCC Number:	91-000350.0000

Month	Number of Customers				
	Single-Family	Multi-Family	Commercial	Turf/Irrigation	Other Non-Residential
January	667		3		
February	666		3		
March	668		3		
April	668		3		
May	667		3		
June	666		3		
July	663		3		
August	666		3		
September	667		3		
October	667		3		
November	665		3		
December	665		3		

If the system has fire hydrants, what is the fire flow requirements? GPM for hrs.

Does the system have chlorination treatment?

Does the Company have an ADWR Gallons Per Capita Per Day (GPCPD) requirement?
 If yes, provide the GPCPD amount:

Is the Water Utility located in an ADWR Active Management Area (AMA)?
 If yes, which AMA?

What is the present system connection capacity (in ERCs *) using existing lines?

What is the future system connection capacity (in ERCs *) upon service area buildout?

Describe any plans and estimated completion dates for any enlargements or improvements of this system.

* an ERC is based on the calculation on the bottom of AR9 page 12.

Sunrise Vistas Utilities Company
 Annual Report
 Utility Shutoffs / Disconnects
 12/31/20

Utility Shutoffs / Disconnects	
Name of the System:	SUNRISE VISTA UTILITIES
ADEQ Public Water System Number:	AZ0408133
ADWR PCC Number:	91-000350.0000

Month	Termination without Notice R14-2-410.B	Termination with Notice R14-2-410.C	Other
January	0	0	0
February	0	0	0
March	0	0	0
April	0	0	0
May	0	0	0
June	0	0	0
July	0	0	0
August	0	0	0
September	0	0	0
October	0	0	0
November	0	0	0
December	0	0	0
Total	0	0	0

Other (description):

Instructions: Fill out the Grey Cells with the relevent information. Input 0 or none if there is nothing recorded in that account or there is no applicable information to report.

Sunrise Vistas Utilities Company
Annual Report
Property Taxes
12/31/20

Property Taxes	
Amount of actual property taxes paid during Calendar Year 2020 was	\$12,204

If no property taxes paid, explain why.

Instructions: Fill out the Grey Cells with the relevant information. Input 0 or none if there is nothing recorded in that account or there is no applicable information to report.

Verification and Sworn Statement (Taxes)

Verification: State of Colorado, the undersigned of the
(state name)

County of (county name): Denver
Name (owner or official) title: Jason Williamson, President
Company name: Sunrise Vistas Utilities Company

DO SAY THAT THIS ANNUAL UTILITY PROPERTY TAX AND SALES TAX REPORT TO THE ARIZONA CORPORATION COMMISSION.

FOR THE YEAR ENDING: 12/31/20

HAS BEEN PREPARED UNDER MY DIRECTION, FROM THE ORIGINAL BOOKS, PAPERS AND RECORDS OF SAID UTILITY; THAT I HAVE CAREFULLY EXAMINED THE SAME, AND DECLARE THE SAME TO BE A COMPLETE AND CORRECT STATEMENT OF BUSINESS AND AFFAIRS OF SAID UTILITY FOR THE PERIOD COVERED BY THIS REPORT IN RESPECT TO EACH AND EVERY MATTER AND THING SET FORTH, TO THE BEST OF MY KNOWLEDGE, INFORMATION AND BELIEF.

Sworn Statement: I HEREBY ATTEST THAT ALL PROPERTY TAXES FOR SAID COMPANY ARE NOT CURRENT AND PAID IN FULL.

I HEREBY ATTEST THAT ALL SALES TAXES FOR SAID COMPANY ARE CURRENT AND PAID IN FULL.




signature of owner/official
720.949.1384
telephone no.

SUBSCRIBED AND SWORN TO BEFORE ME A NOTARY PUBLIC
IN AND FOR THE COUNTY

THIS 15th DAY OF April 2021
(county name) (month) and (year)

MY COMMISSION EXPIRES 03/22/2025
(date)



(signature of notary public)

Eric Andrew Jones
NOTARY PUBLIC
STATE OF COLORADO
NOTARY ID# 20174010338
MY COMMISSION EXPIRES 03/22/2025

Verification and Sworn Statement

Verification:

State of Colorado I, the undersigned of the
(state name)
County of (county name): 0 Denver
Name (owner or official) title: Jason Williamson, President
Company name: Sunrise Vistas Utilities Company

DO SAY THAT THIS ANNUAL UTILITY PROPERTY TAX AND SALES TAX REPORT TO THE ARIZONA CORPORATION COMMISSION.

FOR THE YEAR ENDING: 12/31/20

HAS BEEN PREPARED UNDER MY DIRECTION, FROM THE ORIGINAL BOOKS, PAPERS AND RECORDS OF SAID UTILITY; THAT I HAVE CAREFULLY EXAMINED THE SAME, AND DECLARE THE SAME TO BE A COMPLETE AND CORRECT STATEMENT OF BUSINESS AND AFFAIRS OF SAID UTILITY FOR THE PERIOD COVERED BY THIS REPORT IN RESPECT TO EACH AND EVERY MATTER AND THING SET FORTH, TO THE BEST OF MY KNOWLEDGE, INFORMATION AND BELIEF.

Sworn Statement: IN ACCORDANCE WITH THE REQUIREMENTS OF TITLE 40, ARTICLE 8, SECTION 40-401, ARIZONA REVISED STATUTES, IT IS HEREIN REPORTED THAT THE GROSS OPERATING REVENUE OF SAID UTILITY DERIVED FROM ARIZONA INTRASTATE UTILITY OPERATIONS DURING THE CALENDAR YEAR WAS:


Arizona Intrastate Gross Operating Revenues Only (\$)

\$310,938

(The amount in the box above includes

\$13,728 in sales taxes

billed or collected)



signature of owner/official

720.949.1384

telephone no.

SUBSCRIBED AND SWORN TO BEFORE ME A NOTARY PUBLIC
IN AND FOR THE COUNTY

Denver

(county name)

THIS

15th

DAY OF

April 2021

(month) and (year)

MY COMMISSION EXPIRES

03/22/2025

(date)

Eric Andrew Jones

NOTARY PUBLIC

STATE OF COLORADO

NOTARY ID# 20174010338

MY COMMISSION EXPIRES 03/22/2025



(signature of notary public)

Verification and Sworn Statement (Residential Revenue)

Verification:

State of Colorado I, the undersigned of the
(state name)

County of (county name): 0 Denver
Name (owner or official) title: Jason Williamson, President
Company name: Sunrise Vistas Utilities Company

DO SAY THAT THIS ANNUAL UTILITY PROPERTY TAX AND SALES TAX REPORT TO THE ARIZONA CORPORATION COMMISSION.


FOR THE YEAR ENDING: 12/31/20

HAS BEEN PREPARED UNDER MY DIRECTION, FROM THE ORIGINAL BOOKS, PAPERS AND RECORDS OF SAID UTILITY; THAT I HAVE CAREFULLY EXAMINED THE SAME, AND DECLARE THE SAME TO BE A COMPLETE AND CORRECT STATEMENT OF BUSINESS AND AFFAIRS OF SAID UTILITY FOR THE PERIOD COVERED BY THIS REPORT IN RESPECT TO EACH AND EVERY MATTER AND THING SET FORTH, TO THE BEST OF MY KNOWLEDGE, INFORMATION AND BELIEF.

Sworn Statement: IN ACCORDANCE WITH THE REQUIREMENTS OF TITLE 40, ARTICLE 8, SECTION 40-401, ARIZONA REVISED STATUTES, IT IS HEREIN REPORTED THAT THE GROSS OPERATING REVENUE OF SAID UTILITY DERIVED FROM ARIZONA INTRASTATE UTILITY OPERATIONS RECEIVED FROM RESIDENTIAL CUSTOMERS DURING THE CALENDAR YEAR WAS:

Arizona Intrastate Gross Operating Revenues Only (\$)

\$310,938
(The amount in the box above includes
\$13,728 in sales taxes
billed or collected)


signature of owner/official

720.949.1384
telephone no.

SUBSCRIBED AND SWORN TO BEFORE ME A NOTARY PUBLIC
IN AND FOR THE COUNTY Denver
(county name)

THIS 15th DAY OF April 2021
(month) and (year)

MY COMMISSION EXPIRES 03/22/2025
(date)

Eric Andrew Jones
NOTARY PUBLIC
STATE OF COLORADO
NOTARY ID# 20174010338
MY COMMISSION EXPIRES 03/22/2025


(signature of notary public)