

**ANNUAL REPORT**

Of

Company Name:   
c/o Global Water Resources, Inc.  
Mailing Address: 21410 N. 19th Ave., Ste. 220  
Phoenix AZ 85027  
Docket No.: WS-04245A  
For the Year Ended:

**RECEIVED  
BY EMAIL**

4/15/2020, 02:35 PM

ARIZONA CORPORATION COMMISSION  
UTILITIES DIVISION

**WATER UTILITY**

To

Arizona Corporation Commission

**Due on April 15th**

Email: [rdefuente@azcc.gov](mailto:rdefuente@azcc.gov), mail or deliver the completed Annual Report to:

Arizona Corporation Commission  
Compliance Section - Utilities Division  
1200 West Washington Street  
Phoenix, Arizona 85007

Application Type:   
Application Date:

ARIZONA CORPORATION COMMISSION  
WATER UTILITY ANNUAL REPORT  
Red Rock Utilities, LLC

A Class  Utility

For the Calendar Year Ended: 12/31/19

Primary Address: 21410 N. 19th Ave., Suite 220  
City: Phoenix State: Arizona Zip Code: 85027

Telephone Number: 480-999-5247

Date of Original Organization of Utility: 7/31/2002

Person to whom correspondence should be addressed concerning this report:

Name: Joanne Ellsworth  
Telephone No. : 480-999-5247  
Address: 21410 N. 19th Ave., Suite 220  
City: Phoenix State: Arizona Zip Code: 85027  
Email: [joanne.ellsworth@gwresources.com](mailto:joanne.ellsworth@gwresources.com)

Regulatory and Management Contact

Name: Joanne Ellsworth  
Telephone No. : 480-999-5247  
Address: 21410 N. 19th Ave., Suite 220  
City: Phoenix State: Arizona Zip Code: 85027  
Email: [joanne.ellsworth@gwresources.com](mailto:joanne.ellsworth@gwresources.com)

On-Site Manager

Name: Jon Corwin  
Telephone No. : 520-265-1947  
Address: 21410 N. 19th Ave., Suite 220  
City: Phoenix State: Arizona Zip Code: 85027  
Email: [jon.corwin@gwresources.com](mailto:jon.corwin@gwresources.com)

Attorney

Name: Tim Sabo  
Telephone No. : 480-999-5215  
Address: 21410 N. 19th Ave., Suite 220  
City: Phoenix State: Arizona Zip Code: 85027  
Email: [tim.sabo@gwresources.com](mailto:tim.sabo@gwresources.com)

Statutory Agent

Name: Mike Liebman  
Telephone No. : 480-999-5104  
Address: 21410 N. 19th Ave., Suite 220  
City: Phoenix State: Arizona Zip Code: 85027  
Email: [mike.liebman@gwresources.com](mailto:mike.liebman@gwresources.com)

Ownership: Limited Liability Company ("LLC")

Counties Served: Pima

<b>Important changes during the year</b>
--

	For those companies not subject to the affiliated interest rules, has there been a change in ownership or direct control during the year?
	If yes, please provide specific details in the box below.
	No change in ownership or direct control during the year.

	Has the company been notified by any other regulatory authorities during the year, that they are out of compliance?
	If yes, please provide specific details in the box below.
	No notification by any other regulatory authorities during the year that the company is out of compliance.

Utility Plant in Service (Water)							
Account No.	Description	Beginning Year Original Cost	Current Year Additions	Current Year Retirements	Adjusted Original Cost	Accumulated Depreciation	OCLD (OC less AD)
301	Organization	\$54,296	\$0	\$0	\$54,296	\$0	\$54,296
302	Franchises	69,631	0	0	69,631	0	69,631
303	Land and Land Rights	32,810	0	0	32,810	0	32,810
304	Structures and Improvements	142,938	0	0	142,938	62,470	80,468
305	Collecting & Improving Reservoirs	0	0	0	0	0	0
306	Lake, River, Canal Intakes	0	0	0	0	0	0
307	Wells and Springs	724,314	74,441	4,935	793,820	351,714	442,106
308	Infiltration Galleries	0	0	0	0	0	0
309	Supply Mains	0	0	0	0	0	0
310	Power Generation Equipment	51,082	0	0	51,082	34,714	16,368
311	Pumping Equipment	119,750	9,390	0	129,140	120,337	8,803
320	Water Treatment Equipment	0	0	0	0	0	0
320.1	Water Treatment Plants	641,769	0	0	641,769	247,864	393,905
320.2	Solution Chemical Feeders	0	4,687	0	4,687	469	4,218
320.3	Point-of-Use Treatment Devices	0	0	0	0	0	0
330	Distribution Reservoirs and Standpipes	0	0	0	0	0	0
330.1	Storage Tanks	963,964	0	0	963,964	287,432	676,532
330.2	Pressure Tanks	209,570	0	0	209,570	140,795	68,775
331	Transmission and Distribution Mains	2,617,533	64,855	0	2,682,388	548,208	2,134,181
333	Services	578,413	61,440	0	639,853	202,084	437,769
334	Meters and Meter Installations	209,181	11,845	8,599	212,428	146,812	65,616
335	Hydrants	255,166	2,615	0	257,781	48,696	209,085
336	Backflow Prevention Devices	0	0	0	0	0	0
339	Other Plant and Misc. Equipment	651	0	0	651	545	106
340	Office Furniture and Equipment	5,751	2,958	5,107	3,603	1,165	2,438
340.1	Computer & Software	0	13,153	0	13,153	11,596	1,558
341	Transportation Equipment	8,224	1,168	8,224	1,168	239	930
342	Stores Equipment	3,836	0	3,524	312	156	156
343	Tools, Shop and Garage Equipment	11,546	2,483	0	14,029	4,380	9,649
344	Laboratory Equipment	0	0	0	0	0	0
345	Power Operated Equipment	18,224	0	0	18,224	11,390	6,834
346	Communication Equipment	0	99	0	99	66	34
347	Miscellaneous Equipment	16,074	0	0	16,074	9,070	7,003
348	Other Tangible Plant	0	19,517	0	19,517	976	18,541
	<b>Totals</b>	<b>\$6,734,726</b>	<b>\$268,652</b>	<b>\$30,387</b>	<b>\$6,972,990</b>	<b>\$2,231,177</b>	<b>\$4,741,812</b>

Red Rock Utilities, LLC  
Annual Report  
Depreciation Expense for the Current Year (Water)  
12/31/19

Depreciation Expense for the Current Year (Water)									
Account No.	Description	Beginning Year Original Cost	Current Year Additions	Current Year Retirements	Adjusted Original Cost	Fully Depreciated/Non-depreciable Plant	Depreciable Plant	Depreciation Percentages	Depreciation Expense
301	Organization	\$54,296	\$0	\$0	\$54,296	\$54,296	\$0	0.00%	\$0
302	Franchises	69,631	0	0	69,631	69,631	0	0.00%	0
303	Land and Land Rights	32,810	0	0	32,810	32,810	0	0.00%	0
304	Structures and Improvements	142,938	0	0	142,938	0	142,938	3.98%	5,683
305	Collecting & Improving Reservoirs	0	0	0	0	0	0	0.00%	0
306	Lake, River, Canal Intakes	0	0	0	0	0	0	0.00%	0
307	Wells and Springs	724,314	74,441	4,935	793,820	4,935	788,885	3.37%	25,390
308	Infiltration Galleries	0	0	0	0	0	0	0.00%	0
309	Supply Mains	0	0	0	0	0	0	0.00%	0
310	Power Generation Equipment	51,082	0	0	51,082	0	51,082	5.00%	2,554
311	Pumping Equipment	119,750	9,390	0	129,140	119,750	9,390	12.50%	587
320	Water Treatment Equipment	0	0	0	0	0	0	0.00%	0
320.1	Water Treatment Plants	641,769	0	0	641,769	0	641,769	3.35%	21,511
320.2	Solution Chemical Feeders	0	4,687	0	4,687	0	4,687	20.00%	469
320.3	Point-of-Use Treatment Devices	0	0	0	0	0	0	0.00%	0
330	Distribution Reservoirs and Standpipes	0	0	0	0	0	0	0.00%	0
330.1	Storage Tanks	963,964	0	0	963,964	0	963,964	1.99%	19,190
330.2	Pressure Tanks	209,570	0	0	209,570	0	209,570	6.02%	12,618
331	Transmission and Distribution Mains	2,617,533	64,855	0	2,682,388	0	2,682,388	2.54%	67,269
333	Services	578,413	61,440	0	639,853	0	639,853	7.03%	42,830
334	Meters and Meter Installations	209,181	11,845	8,599	212,428	(4,599)	217,027	6.79%	14,634
335	Hydrants	255,166	2,615	0	257,781	0	257,781	2.23%	5,728
336	Backflow Prevention Devices	0	0	0	0	0	0	0.00%	0
339	Other Plant and Misc. Equipment	651	0	0	651	0	651	6.66%	43
340	Office Furniture and Equipment	5,751	2,958	5,107	3,603	5,107	(1,504)	-44.22%	190
340.1	Computer & Software	0	13,153	0	13,153	0	13,153	20.87%	1,373
341	Transportation Equipment	8,224	1,168	8,224	1,168	8,224	(7,055)	-5.04%	178
342	Stores Equipment	3,836	0	3,524	312	3,524	(3,211)	-1.41%	20
343	Tools, Shop and Garage Equipment	11,546	2,483	0	14,029	0	14,029	4.87%	623
344	Laboratory Equipment	0	0	0	0	0	0	0.00%	0
345	Power Operated Equipment	18,224	0	0	18,224	0	18,224	4.32%	787
346	Communication Equipment	0	99	0	99	0	99	18.81%	9
347	Miscellaneous Equipment	16,074	0	0	16,074	0	16,074	12.04%	1,935
348	Other Tangible Plant	0	19,517	0	19,517	0	19,517	10.00%	976
	<b>Subtotal</b>	<b>\$6,734,726</b>	<b>\$268,652</b>	<b>\$30,387</b>	<b>\$6,972,990</b>	<b>\$293,678</b>	<b>\$6,679,312</b>		<b>\$224,597</b>

Contribution(s) in Aid of Construction (Gross) \$3,188,728  
Less: Non Amortizable Contribution(s) 0  
Fully Amortized Contribution(s) 0  
Amortizable Contribution(s) **\$3,188,728**  
Times: Proposed Amortization Rate 3.09%  
**Amortization of CIAC \$98,406**

Less: Amortization of CIAC **\$98,406**

**DEPRECIATION EXPENSE \$126,191**



Red Rock Utilities, LLC  
Annual Report  
Balance Sheet Assets  
12/31/19

Balance Sheet Assets				
	Assets		Balance at Beginning of Year (2019)	Balance at End of Year (2019)
Account No.	<b>Current and Accrued Assets</b>			
131	Cash		\$0	\$0
132	Special Deposits		0	0
133	Other Special Deposits		0	0
134	Working Funds		0	0
135	Temporary Cash Investments		0	0
141	Customer Accounts Receivable		41,736	10,969
142	Other Accounts Receivable		0	0
143	Accumulated Provision for Uncollectable Accounts		(27,539)	(1,658)
146	Notes Receivable from Associated Companies		(3,701)	2,673
151	Plant Material and Supplies		0	0
162	Prepayments		0	575
173	Accrued Utility Revenue		30,263	30,344
174	Miscellaneous Current and Accrued Assets		643,118	0
	<b>Total Current and Accrued Assets</b>		<b>\$683,877</b>	<b>\$42,903</b>
	<b>Deferred Debits</b>			
186.1	Deferred Rate Case Expense		\$0	\$0
190	Accumulated Deferred Income Taxes		0	0
	<b>Total Deferred Debits</b>		<b>\$0</b>	<b>\$0</b>
Account No.	<b>Fixed Assets</b>			
101	Utility Plant in Service*		\$6,734,726	\$6,972,990
103	Property Held for Future Use		0	0
105	Construction Work in Progress		752,386	748,441
108	Accumulated Depreciation (enter as negative)*		(2,021,284)	(2,231,177)
121	Non-Utility Property		0	0
122	Accumulated Depreciation - Non Utility		0	0
	<b>Total Fixed Assets</b>		<b>\$5,465,828</b>	<b>\$5,490,254</b>
	<b>Other Fixed Assets</b>			
114	Utility Plant Acquisition Adjustments		\$0	\$1,932,706
	<b>Total Other Fixed Assets</b>		<b>\$0</b>	<b>\$1,932,706</b>
	<b>Total Assets</b>		<b>\$6,149,705</b>	<b>\$7,465,863</b>

\*Note these items feed automatically from AR3 UPIS Page 4

Red Rock Utilities, LLC  
Annual Report  
Balance Sheet Liabilities and Owners Equity

<b>Balance Sheet Liabilities and Owners Equity</b>				
	<b>Liabilities</b>		Balance at Beginning of Year (2019)	Balance at End of Year (2019)
Account No.	<b>Current Liabilities</b>			
231	Accounts Payable		\$13,099	\$9,390
232	Notes Payable (Current Portion)		0	0
234	Notes Payable to Associated Companies		0	0
235	Customer Deposits		60,653	55,830
236	Accrued Taxes, Income Taxes		3,331	2,682
237	Accrued Interest		9,187	8,281
241	Miscellaneous Current and Accrued Liabilities		28,837	9,612
242	Miscellaneous Current and Accrued Liabilities		0	0
	<b>Total Current Liabilities</b>		<b>\$115,107</b>	<b>\$85,795</b>
	<b>Long Term Debt</b>			
224	Long Term Debt (Notes and Bonds)		\$0	\$0
	<b>Deferred Credits</b>			
251	Unamortized Premium on Debt		\$0	\$0
252	Advances in Aid of Construction		1,899,994	1,005,185
253	Other Deferred Credits		0	0
255	Accumulated Deferred Investment Tax Credits		0	0
271	Contributions in Aid of Construction		2,199,977	3,188,728
272	Less: Amortization of Contributions		(63,342)	(171,471)
281	Accumulated Deferred Income Tax		518,396	487,299
	<b>Total Deferred Credits</b>		<b>\$4,555,026</b>	<b>\$4,509,741</b>
	<b>Total Liabilities</b>		<b>\$4,670,133</b>	<b>\$4,595,536</b>
	<b>Capital Accounts</b>			
201	Common Stock Issued		\$0	\$0
211	Other Paid-In Capital		1,908,447	3,396,948
215	Retained Earnings		(428,876)	(526,621)
218	Proprietary Capital (Sole Props and Partnerships)		0	0
	<b>Total Capital</b>		<b>\$1,479,572</b>	<b>\$2,870,327</b>
	<b>Total Liabilities and Capital</b>		<b>\$6,149,705</b>	<b>\$7,465,863</b>

**Note: Total liabilities and Capital must match total assets for the beginning and end of the year!**

<b>Water Comparative Income Statement</b>			
Account No.	Calendar Year	Current Year 01/01/2019 - 12/31/2019	Last Year 01/01/2018 - 12/31/2018
	<b>Operating Revenue</b>		
461	Metered Water Revenue	\$422,275	\$491,612
460	Unmetered Water Revenue	0	0
462	Fire Protection Revenue	0	0
469	Guaranteed Revenues (Surcharges)	0	0
471	Miscellaneous Service Revenues	0	0
474	Other Water Revenue	8,142	10,973
	<b>Total Revenues</b>	<b>\$430,418</b>	<b>\$502,586</b>
	<b>Operating Expenses</b>		
601	Salaries and Wages	\$176,939	\$10,639
604	Employee Pensions and Benefits	14,673	0
610	Purchased Water	0	0
615	Purchased Power	23,891	23,829
616	Fuel for Power Production	0	0
618	Chemicals	3,254	3,332
620	Materials and Supplies	1,224	118
620.1	Repairs and Maintenance	6,345	12,421
620.2	Office Supplies and Expense	7,077	988
630	Contractual Services	0	0
631	Contractual Services - Engineering	0	0
632	Contractual Services - Accounting	14,480	23,975
633	Contractual Services - Legal	11,491	2,276
634	Contractual Services - Management Fees	31,928	54,881
635	Contractual Services - Water Testing	6,252	2,825
636	Contractual Services - Other	10,145	74,954
640	Rents	0	0
641	Rental of Building/Real Property	3,550	0
642	Rental of Equipment	164	0
650	Transportation Expenses	2,035	210
656	Insurance - Vehicles	0	0
657	Insurance - General Liability	12,130	2,572
658	Insurance - Worker's Comp	1,856	5,052
657.1	Insurance - Health and Life	0	0
660	Advertising	301	16
665	Regulatory Commission Expense - Rate	0	0
667	Regulatory Commission Expense - Other	1,802	30
670	Bad Debt Expense	1,374	1,549
675	Miscellaneous Expense	25,923	2,993
403	Depreciation Expense (From Schedule AR4)	126,191	152,743
408	Taxes Other Than Income	4,007	23,698
408.11	Property Taxes	(284)	880
408.12	Payroll Taxes	10,871	270
409	Income Taxes	(30,570)	518,396
427.1	Customer Security Deposit Interest	2,917	0
	<b>Total Operating Expenses</b>	<b>\$469,966</b>	<b>\$918,648</b>
	<b>Operating Income / (Loss)</b>	<b>(\$39,548)</b>	<b>(\$416,062)</b>
	<b>Other Income / (Expense)</b>		
414	Gain/Loss on Dispositions	(\$434)	\$0
419	Interest and Dividend Income	0	0
421	Non-Utility Income	(149)	0
426	Miscellaneous Non-Utility (Expense)	(37)	0
427	Interest (Expense)	(3,404)	(12,813)
	<b>Total Other Income / (Expense)</b>	<b>(\$4,024)</b>	<b>(\$12,813)</b>
	<b>Net Income / (Loss)</b>	<b>(\$43,572)</b>	<b>(\$428,876)</b>



**Full time equivalent employees**

	Direct Company	Allocated	Outside service	Total
President	0.0	0.0	0.0	0.0
Vice-president	0.0	0.1	0.0	0.1
Manager	0.0	0.0	0.0	0.0
Engineering Staff	0.0	0.2	0.0	0.2
System Operator(s)	0.0	1.0	0.0	1.0
Meter reader	0.0	0.0	0.0	0.0
Customer Service	0.0	0.0	0.0	0.0
Accounting	0.0	0.1	0.0	0.1
Business Office	0.0	0.2	0.0	0.2
Rates Department	0.0	0.0	0.0	0.0
Administrative Staff	0.0	0.2	0.0	0.2
Other	0.0	0.0	0.0	0.0
<b>Total</b>	0.0	1.9	0.0	1.9

<b>Supplemental Financial Data (Long-Term Debt)</b>				
	Loan #1	Loan #2	Loan #3	Loan #4
Date Issued	N/A	N/A	N/A	N/A
Source of Loan	N/A	N/A	N/A	N/A
ACC Decision No.	N/A	N/A	N/A	N/A
Reason for Loan	N/A	N/A	N/A	N/A
Dollar Amt. Issued	N/A	N/A	N/A	N/A
Amount Outstanding	N/A	N/A	N/A	N/A
Date of Maturity	N/A	N/A	N/A	N/A
Interest Rate	N/A	N/A	N/A	N/A
Current Year Interest	N/A	N/A	N/A	N/A
Current Year Principal	N/A	N/A	N/A	N/A

Meter Deposit Balance at Test Year End:	\$83,370
---	----------

Meter Deposits Refunded During the Test Year:	\$34,592
---	----------

***List all bonds, notes, loans, and other types of indebtedness in which the proceeds were used in the provision of public utility service. Indebtedness incurred for personal uses by the owner of the utility should not be listed. Input 0 or none if there is nothing to report for that cell.***

**Well and Water Usage**

Name of the System: RED ROCK UTILITIES											
ADEQ Public Water System Number: AZ0411160											
ADWR PCC Number: 91-000823.0000											
Well registry 55# (55-XXXXXX):	Pump Horsepower	Pump Yield (gpm)	Casing Depth (feet)	Casing Diameter (inches)	Pump Motor Type **	Year Drilled	Water level 2010	Water level 2019	Meter Size (inches)	How measured:	Active
55-599556	75	750	800	16"	Turbine	2003	NA	188	6"	Metered	Yes
55-599557	75	750	900	16"	Turbine	2003	NA	181	6"	Metered	Yes
0	0	0	0	0	0	0	0	0	0	0	0
0	0	0	0	0	0	0	0	0	0	0	0
0	0	0	0	0	0	0	0	0	0	0	0
0	0	0	0	0	0	0	0	0	0	0	0
0	0	0	0	0	0	0	0	0	0	0	0
0	0	0	0	0	0	0	0	0	0	0	0
0	0	0	0	0	0	0	0	0	0	0	0
0	0	0	0	0	0	0	0	0	0	0	0
0	0	0	0	0	0	0	0	0	0	0	0
0	0	0	0	0	0	0	0	0	0	0	0
0	0	0	0	0	0	0	0	0	0	0	0
0	0	0	0	0	0	0	0	0	0	0	0
0	0	0	0	0	0	0	0	0	0	0	0
0	0	0	0	0	0	0	0	0	0	0	0

Name of system water delivered to:	NA
ADWR PCC Number:	#N/A
Source of water delivered to another system	NA
Name of system water received from:	NA
ADWR PCC Number:	#N/A
Source of water received	NA
Well registry 55# (55-XXXXXX):	NA

Month	Water withdrawn (gallons) <sup>1</sup>	Water sold (gallons) <sup>2</sup>	Water delivered (sold) to other systems (gallons) <sup>3</sup>	Water received (purchased) from other systems (gallons) <sup>4</sup>	Estimated authorized use (gallons) <sup>5</sup>	Purchased Power Expense <sup>6</sup>	Purchased Power (kWh) <sup>7</sup>
January	3,844,000.00	4,033,000.00	0.00	0.00	0.00	\$1,754	12,776
February	2,728,000.00	3,767,000.00	0.00	0.00	450.00	\$1,663	10,203
March	5,193,000.00	3,742,000.00	0.00	0.00	450.00	\$1,449	10,039
April	5,090,000.00	3,891,000.00	0.00	0.00	450.00	\$1,643	12,323
May	7,051,000.00	6,799,000.00	0.00	0.00	1,040,450.00	\$1,958	15,816
June	4,763,000.00	4,818,000.00	0.00	0.00	1,944,450.00	\$2,858	21,209
July	5,939,000.00	4,939,000.00	0.00	0.00	79,450.00	\$2,616	18,881
August	5,135,000.00	5,414,000.00	0.00	0.00	77,450.00	\$2,195	13,971
September	4,021,000.00	5,224,000.00	0.00	0.00	450.00	\$2,264	14,557
October	4,581,000.00	3,801,000.00	0.00	0.00	450.00	\$2,117	12,941
November	4,188,000.00	5,296,000.00	0.00	0.00	6,450.00	\$2,007	11,979
December	4,102,000.00	4,082,000.00	0.00	0.00	450.00	\$1,594	11,128
<b>Totals</b>	<b>56,635,000.00</b>	<b>55,806,000.00</b>	<b>0.00</b>	<b>0.00</b>	<b>3,150,950.00</b>	<b>\$24,119</b>	<b>165,823</b>

**If applicable, in the space below please provide a description for all un-metered water use along with amounts:**  
 From 5/22/19 - 5/29/19 the utility used 1,040,000 gallons to rehab Well #1, and 1,944,000 gallons were used to rehab the same well from 6/3/19 - 6/5/19.

- 1 Water withdrawn - Total gallons of water withdrawn from pumped sources.
- 2 Water sold - Total gallons from customer meters, and other sales such as construction water.
- 3 Water delivered (sold) to other systems - Total gallons of water delivered to other systems.
- 4 Water received (purchased) from other systems - Total gallons of water purchased/received from other systems.
- 5 Estimated authorized use - Total estimated gallons from authorized metered or unmetered use. Authorized uses such as flushing (mains, services and hydrants) draining/cleaning tanks, process, construction, fire fighting, etc. Non-authorized use (real losses) are service line breaks and leaks, water main breaks, meter inaccuracies and theft.
- 6 Enter the total purchased power costs for the power meters associated with this system.
- 7 Enter the total purchased kWh used by the power meters associated with this system.

Water Utility Plant Description	
Name of the System:	RED ROCK UTILITIES
ADEQ Public Water System Number:	AZ0411160
ADWR PCC Number:	91-000823.0000

MAINS		
Sizes (inches)	Material	Length (feet)
6.00	PVC C900	142
8.00	PVC C900	39,100
12.00	PVC C900	13,100
6.00	Ductile Iron	2,130
NA	NA	0
NA	NA	0
NA	NA	0
NA	NA	0
NA	NA	0
NA	NA	0
NA	NA	0
NA	NA	0
NA	NA	0
NA	NA	0
NA	NA	0

SERVICE LINES			
Material	Percent of system	Year installed	
Copper	100%	005-2019	
NA	0%	0	
NA	0%	0	
NA	0%	0	
NA	0%	0	

CUSTOMER METERS			
Size (inches)	Quantity	Percent over 1,00,000 gallons	Percent over 10 years old
5/8 X 3/4	868	8%	58%
1	9	44%	43%
1.5	1	100%	100%
2	6	67%	40%
3	2	50%	50%
NA	0	0%	0%
NA	0	0%	0%
NA	0	0%	0%
NA	0	0%	0%
NA	0	0%	0%
NA	0	0%	0%
NA	0	0%	0%
NA	0	0%	0%
NA	0	0%	0%
NA	0	0%	0%
NA	0	0%	0%
NA	0	0%	0%
NA	0	0%	0%
NA	0	0%	0%

BOOSTER PUMPS		
Horsepower	GPM	Quantity
7.5	100	1
20	200	1
50	600	2
0	0	0

FIRE HYDRANTS	
Type	Quantity
Standard *	85
Other	0

STORAGE TANKS			
Capacity (gallons)	Material	Quantity	Year installed
900,000	Steel	1	2005
0	0	0	0
0	0	0	0
0	0	0	0
0	0	0	0
0	0	0	0

PRESSURE/BLADDER TANKS			
Capacity (gallons)	Material	Quantity	Year installed
5,000	Steel	2	2005
0	0	0	0
0	0	0	0
0	0	0	0
0	0	0	0
0	0	0	0

\* A standard fire hydrant has two 2.5 inch hose connection nozzles with 7.5 threads per inch, and one 4.5 inch pumper connection nozzle with 4 threads per inch.

<b>Water Utility Plant Description (Continued)</b>
--

For the following three items, list the utility owned assets in each category for each system.

<b>TREATMENT EQUIPMENT:</b>	Ion Exchange/Removal. Water treatment plant for Nitrate removal / remediation an ion exchange process at well #1, Chlorination for disinfection
-----------------------------	---

<b>STRUCTURES:</b>	C12 Building, Block Wall at water distribution center and well site
--------------------	---

<b>OTHER:</b>	Toyota Tacoma x 1
---------------	-------------------

Provide a calculation used to determine the value of one water equivalent residential connection (ERC).

Use one of the following methods:

- (a) If actual flow data are available from the preceding 12 months, divide the total annual single family residence (SFR) gallons sold by the average number of single family residence customers for the same period and divide the result by 365
- (b) If no historical flow data are available, use:  
 $ERC = ( \text{Total SFR gallons sold (Omit 000)} / 365 \text{ days} / 350 \text{ gallons per day} )$

ERC	153
Method used:	(a)



Customer and Other Information	
Name of the System:	RED ROCK UTILITIES
ADEQ Public Water System Number:	AZ0411160
ADWR PCC Number:	91-000823.0000

Month	Number of Customers				Other Non-Residential
	Single-Family	Multi-Family	Commercial	Turf/Irrigation	
January	847	0	7	19	0
February	862	0	7	21	0
March	867	0	8	21	0
April	868	0	7	21	0
May	869	0	7	21	0
June	869	0	7	21	0
July	869	0	7	21	0
August	869	0	7	21	0
September	869	0	6	21	0
October	869	0	6	21	0
November	869	0	6	21	0
December	869	0	7	21	0

If the system has fire hydrants, what is the fire flow requirements?  GPM for  hrs.

Does the system have chlorination treatment?

Does the Company have an ADWR Gallons Per Capita Per Day (GPCPD) requirement?   
 If yes, provide the GPCPD amount:

Is the Water Utility located in an ADWR Active Management Area (AMA)?   
 If yes, which AMA?

What is the present system connection capacity (in ERCs \*) using existing lines?

What is the future system connection capacity (in ERCs \*) upon service area buildout?

Describe any plans and estimated completion dates for any enlargements or improvements of this system.  
 No enlargements or improvements are planned for this public water system. ERC calculations were performed based on support provided by the following ACC contacts: Edna Luna Riza - Support Specialist; Brit Baxter - Excel Support & Andrew Smith - Engineer Supervisor. The ERC present and future system connection capacity was based on the A.A.C. R18-503(B) Storage Requirement, the Red Rock 2 Well was subtracted from the daily production capacity.

\* an ERC is based on the calculation on the bottom of AR9 page 12.

Red Rock Utilities, LLC  
 Annual Report  
 Utility Shutoffs / Disconnects  
 12/31/19

Utility Shutoffs / Disconnects	
Name of the System:	RED ROCK UTILITIES
ADEQ Public Water System Number:	AZ0411160
ADWR PCC Number:	91-000823.0000

Month	Termination without Notice R14-2-410.B	Termination with Notice R14-2-410.C	Other
January	0	0	0
February	0	4	0
March	0	0	0
April	0	1	0
May	0	0	0
June	0	0	0
July	0	0	0
August	0	0	0
September	0	0	0
October	0	5	0
November	0	0	0
December	0	0	0
<b>Total</b>	<b>0</b>	<b>10</b>	<b>0</b>

Other (description):

0	
---	--

**Instructions:** Fill out the Grey Cells with the relevent information. Input 0 or none if there is nothing recorded in that account or there is no applicable information to report.

**Property Taxes**

Amount of actual property taxes paid during Calendar Year 2019 was

\$307

If no property taxes paid, explain why.

N/A

**Instructions:** Fill out the Grey Cells with the relevant information. Input 0 or none if there is nothing recorded in that account or there is no applicable information to report.

Verification and Sworn Statement (Taxes)

Verification: State of Arizona I, the undersigned of the  
(state name)

County of (county name): Maricopa  
Name (owner or official) title: Joanne Ellsworth  
Company name: Red Rock Utilities, LLC

DO SAY THAT THIS ANNUAL UTILITY PROPERTY TAX AND SALES TAX REPORT TO THE ARIZONA CORPORATION COMMISSION.

FOR THE YEAR ENDING: 12/31/19

HAS BEEN PREPARED UNDER MY DIRECTION, FROM THE ORIGINAL BOOKS, PAPERS AND RECORDS OF SAID UTILITY; THAT I HAVE CAREFULLY EXAMINED THE SAME, AND DECLARE THE SAME TO BE A COMPLETE AND CORRECT STATEMENT OF BUSINESS AND AFFAIRS OF SAID UTILITY FOR THE PERIOD COVERED BY THIS REPORT IN RESPECT TO EACH AND EVERY MATTER AND THING SET FORTH, TO THE BEST OF MY KNOWLEDGE, INFORMATION AND BELIEF.

Sworn Statement: I HEREBY ATTEST THAT ALL PROPERTY TAXES FOR SAID COMPANY ARE CURRENT AND PAID IN FULL.

I HEREBY ATTEST THAT ALL SALES TAXES FOR SAID COMPANY ARE CURRENT AND PAID IN FULL.

RECEIVED  
BY EMAIL  
4/15/2020, 02:35 PM  
ARIZONA CORPORATION COMMISSION  
UTILITIES DIVISION

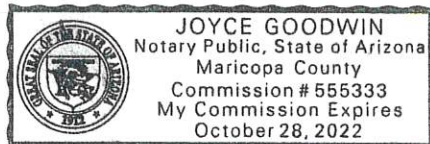
Joanne Ellsworth  
signature of owner/official

480-999-5247  
telephone no.

SUBSCRIBED AND SWORN TO BEFORE ME A NOTARY PUBLIC  
IN AND FOR THE COUNTY

THIS 15th DAY OF April, 2020  
(county name) (month) and (year)

MY COMMISSION EXPIRES October 28, 2022  
(date)



[Signature]  
(signature of notary public)

Verification and Sworn Statement

Verification:

State of Arizona I, the undersigned of the  
(state name)

County of (county name): Maricopa

Name (owner or official) title: Joanne Ellsworth

Company name: Red Rock Utilities, LLC

DO SAY THAT THIS ANNUAL UTILITY PROPERTY TAX AND SALES TAX REPORT TO THE ARIZONA CORPORATION COMMISSION.

FOR THE YEAR ENDING: 12/31/19

HAS BEEN PREPARED UNDER MY DIRECTION, FROM THE ORIGINAL BOOKS, PAPERS AND RECORDS OF SAID UTILITY; THAT I HAVE CAREFULLY EXAMINED THE SAME, AND DECLARE THE SAME TO BE A COMPLETE AND CORRECT STATEMENT OF BUSINESS AND AFFAIRS OF SAID UTILITY FOR THE PERIOD COVERED BY THIS REPORT IN RESPECT TO EACH AND EVERY MATTER AND THING SET FORTH, TO THE BEST OF MY KNOWLEDGE, INFORMATION AND BELIEF.

Sworn Statement: IN ACCORDANCE WITH THE REQUIREMENTS OF TITLE 40, ARTICLE 8, SECTION 40-401, ARIZONA REVISED STATUTES, IT IS HEREIN REPORTED THAT THE GROSS OPERATING REVENUE OF SAID UTILITY DERIVED FROM ARIZONA INTRASTATE UTILITY OPERATIONS DURING THE CALENDAR YEAR WAS:

Arizona Intrastate Gross Operating Revenues Only (\$)

\$462,826

(The amount in the box above includes

\$32,408 in sales taxes  
billed or collected)

RECEIVED  
BY EMAIL

4/15/2020, 02:35 PM

ARIZONA CORPORATION COMMISSION  
UTILITIES DIVISION

Joanne Ellsworth  
signature of owner/official

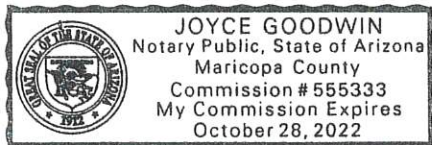
480-999-5247  
telephone no.

SUBSCRIBED AND SWORN TO BEFORE ME A NOTARY PUBLIC  
IN AND FOR THE COUNTY

THIS 15th DAY OF Maricopa  
April, 2020  
(month) and (year)

MY COMMISSION EXPIRES

October 28, 2022  
(date)



[Signature]  
(signature of notary public)



**Verification and Sworn Statement (Residential Revenue)**

**Verification:**

State of Arizona I, the undersigned of the  
(state name)

County of (county name): Maricopa  
Name (owner or official) title: Joanne Ellsworth  
Company name: Red Rock Utilities, LLC

DO SAY THAT THIS ANNUAL UTILITY PROPERTY TAX AND SALES TAX REPORT TO THE ARIZONA CORPORATION COMMISSION.

FOR THE YEAR ENDING: 12/31/19

HAS BEEN PREPARED UNDER MY DIRECTION, FROM THE ORIGINAL BOOKS, PAPERS AND RECORDS OF SAID UTILITY; THAT I HAVE CAREFULLY EXAMINED THE SAME, AND DECLARE THE SAME TO BE A COMPLETE AND CORRECT STATEMENT OF BUSINESS AND AFFAIRS OF SAID UTILITY FOR THE PERIOD COVERED BY THIS REPORT IN RESPECT TO EACH AND EVERY MATTER AND THING SET FORTH, TO THE BEST OF MY KNOWLEDGE, INFORMATION AND BELIEF.

**Sworn Statement:** IN ACCORDANCE WITH THE REQUIREMENTS OF TITLE 40, ARTICLE 8, SECTION 40-401, ARIZONA REVISED STATUTES, IT IS HEREIN REPORTED THAT THE GROSS OPERATING REVENUE OF SAID UTILITY DERIVED FROM ARIZONA INTRASTATE UTILITY OPERATIONS RECEIVED FROM RESIDENTIAL CUSTOMERS DURING THE CALENDAR YEAR WAS:

Arizona Intrastate Gross Operating Revenues Only (\$)

\$418,697  
(The amount in the box above includes  
\$29,318 in sales taxes  
billed or collected)

**RECEIVED  
BY EMAIL**

4/15/2020, 02:35 PM  
ARIZONA CORPORATION COMMISSION  
UTILITIES DIVISION

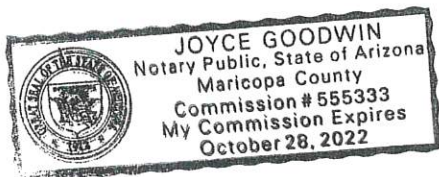
Joanne Ellsworth  
signature of owner/official

480-999-5247  
telephone no.

SUBSCRIBED AND SWORN TO BEFORE ME A NOTARY PUBLIC  
IN AND FOR THE COUNTY Maricopa  
(county name)

THIS 15th DAY OF April, 2020  
(month) and (year)

MY COMMISSION EXPIRES October 28, 2022  
(date)



[Signature]  
(signature of notary public)

Red Rock Utilities, LLC  
Annual Report  
Gross-up Sharing Method for Income Tax Statement of Certification  
12/31/19

**Gross-up Sharing Method for Income Tax Statement of Certification**

**Verification:**

State of Arizona I, the undersigned of the  
(state name)

County of (county name): Maricopa  
Name (owner or official) title: Joanne Ellsworth  
Company name: Red Rock Utilities, LLC

FOR THE YEAR ENDING: 12/31/19

**Sworn Statement:**

IN ACCORDANCE WITH THE REQUIREMENTS OF DECISION NO. 77084, BECAUSE THE UTILITY REQUIRES THE GROSS UP OF ADVANCES AND CONTRIBUTIONS, I HEREBY STATE THAT THE UTILITY HAS INCURRED OR IS EXPECTED TO INCUR A NET INCREASE IN CURRENT INCOME TAX EXPENSE OR A DECREASE IN DEFERRED TAX ASSET FOR A CARRY FORWARD ACCORDING TO GAAP IN AN AMOUNT EQUAL TO OR GREATER THAN THE AMOUNT OF THE REQUIRED GROSS UP PAID BY DEVELOPERS IN THE PERIOD COVERED BY THIS ANNUAL REPORT.

**RECEIVED  
BY EMAIL**

4/15/2020, 02:35 PM

ARIZONA CORPORATION COMMISSION  
UTILITIES DIVISION

Joanne Ellsworth  
signature of owner/official

480-999-5247  
telephone no.

SUBSCRIBED AND SWORN TO BEFORE ME A NOTARY PUBLIC  
IN AND FOR THE COUNTY

Maricopa  
(county name)

THIS

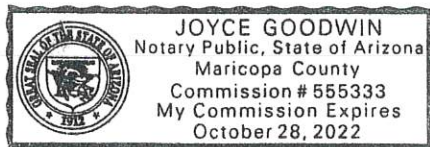
15th

DAY OF

April, 2020  
(month) and (year)

MY COMMISSION EXPIRES

October 28, 2022  
(date)



[Signature]  
(signature of notary public)