

ANNUAL REPORT

Of

Company Name: Global Water - Red Rock Utilities, LLC

c/o Global Water Resources, Inc.

Mailing Address: 21410 N. 19th Ave., Ste. 220
Phoenix AZ
85027

**RECEIVED
BY EMAIL**

4/15/2022, 9:13 AM

**ARIZONA CORPORATION COMMISSION
UTILITIES DIVISION**

Docket No.: WS-04245A

For the Year Ended: 12/31/21

WATER UTILITY

To

Arizona Corporation Commission

Due on April 15th

Email: Util-Compliance@azcc.gov, mail or deliver the completed Annual Report to:

Arizona Corporation Commission
Compliance Section - Utilities Division
1200 West Washington Street
Phoenix, Arizona 85007

Application Type: Original Filing

Application Date: 4/14/2022

ARIZONA CORPORATION COMMISSION
WATER UTILITY ANNUAL REPORT
Global Water - Red Rock Utilities, LLC
A Class Utility

For the Calendar Year Ended: 12/31/21

Primary Address:

21410 N. 19th Avenue, Suite 220			
City:	Phoenix	State:	Arizona
Zip Code:	85027		

Telephone Number:

480-360-7775

Date of Original Organization of Utility:

7/31/2002

Person to whom correspondence should be addressed concerning this report:

Name:

Christopher D. Krygier

Telephone No. :

623-377-2603

Address:

21410 N. 19th Avenue, Suite 220			
City:	Phoenix	State:	Arizona
Zip Code:	85027		

Email:

christopher.krygier@gwresources.com

Regulatory Contact

Name:

Christopher D. Krygier

Telephone No. :

623-377-2603

Address:

21410 N. 19th Avenue, Suite 220			
City:	Phoenix	State:	Arizona
Zip Code:	85027		

Email:

christopher.krygier@gwresources.com

On-Site Manager

Name:

Jon Corwin

Telephone No. :

520-265-1947

Address:

21410 N. 19th Avenue, Suite 220			
City:	Phoenix	State:	Arizona
Zip Code:	85027		

Email:

jon.corwin@gwresources.com

Attorney

Name:

Tim Sabo

Telephone No. :

480-999-5215

Address:

21410 N. 19th Avenue, Suite 220			
City:	Phoenix	State:	Arizona
Zip Code:	85027		

Email:

tim.sabo@gwresources.com

Statutory Agent

Name:

Mike Liebman

Telephone No. :

480-999-5104

Address:

21410 N. 19th Avenue, Suite 220			
City:	Phoenix	State:	Arizona
Zip Code:	85027		

Email:

mike.liebman@gwresources.com

Ownership:

"C" Corporation

Counties Served:

Pinal

Important changes during the year

No	For those companies not subject to the affiliated interest rules, has there been a change in ownership or direct control during the year?
	If yes, please provide specific details in the box below.
	No change in ownership or direct control.

No	Has the company been notified by any other regulatory authorities during the year, that they are out of compliance?
	If yes, please provide specific details in the box below.
	No notification by any other regulatory authorities during the year that the company is out of compliance.

Utility Plant in Service (Water)							
Account No.	Description	Beginning Year Original Cost	Current Year Additions	Current Year Retirements	Adjusted Original Cost	Accumulated Depreciation	OCLD (OC less AD)
301	Organization	\$54,296	\$0	\$0	\$54,296	\$0	\$54,296
302	Franchises	69,631	-	\$0	69,631	\$0	69,631
303	Land and Land Rights	32,810	-	\$0	32,810	\$0	32,810
304	Structures and Improvements	142,938	2,557.61	\$0	145,496	\$72,042	73,454
305	Collecting & Improving Reservoirs	0	-	\$0	0	\$0	0
306	Lake, River, Canal Intakes	0	-	\$0	0	\$0	0
307	Wells and Springs	793,820	-	\$0	793,820	\$404,635	389,184
308	Infiltration Galleries	0	-	\$0	0	\$0	0
309	Supply Mains	0	-	\$0	0	\$0	0
310	Power Generation Equipment	51,082	-	\$0	51,082	\$39,823	11,259
311	Pumping Equipment	129,140	11,558.66	\$0	140,699	\$123,407	17,292
320	Water Treatment Equipment	0	-	\$0	0	\$0	0
320.1	Water Treatment Plants	641,769	-	\$0	641,769	\$290,253	351,517
320.2	Solution Chemical Feeders	4,687	-	\$0	4,687	\$2,344	2,344
320.3	Point-of-Use Treatment Devices	0	-	\$0	0	\$0	0
330	Distribution Reservoirs and Standpipes	0	-	\$0	0	\$0	0
330.1	Storage Tanks	963,964	-	\$0	963,964	\$330,277	633,687
330.2	Pressure Tanks	209,570	-	\$0	209,570	\$161,752	47,818
331	Transmission and Distribution Mains	2,886,343	35,562.88	\$10,380	2,911,526	\$651,492	2,260,034
333	Services	763,320	22,169.18	\$0	785,489	\$251,118	534,371
334	Meters and Meter Installations	213,184	19,861.44	\$0	233,045	\$166,443	66,603
335	Hydrants	293,481	6,360.06	\$6,355	293,486	\$53,782	239,704
336	Backflow Prevention Devices	0	-	\$0	0	\$0	0
339	Other Plant and Misc. Equipment	651	205.67	\$0	857	\$638	219
340	Office Furniture and Equipment	3,657	1,041.71	\$0	4,699	\$1,598	3,101
340.1	Computer & Software	21,339	14,165.98	\$0	35,505	\$19,267	16,239
341	Transportation Equipment	1,168	-	\$0	1,168	\$674	494
342	Stores Equipment	312	-	\$0	312	\$181	131
343	Tools, Shop and Garage Equipment	14,029	-	\$0	14,029	\$5,783	8,246
344	Laboratory Equipment	0	-	\$0	0	\$0	0
345	Power Operated Equipment	18,224	-	\$0	18,224	\$13,213	5,012
346	Communication Equipment	99	-	\$0	99	\$78	21
347	Miscellaneous Equipment	16,074	-	\$0	16,074	\$12,285	3,789
348	Other Tangible Plant	23,347	-	\$0	23,347	\$5,454	17,893
	Totals	\$7,348,938	\$113,483	\$16,735	\$7,445,686	\$2,606,537	\$4,839,149

Global Water - Red Rock Utilities, LLC
 Annual Report
 Depreciation Expense for the Current Year (Water)
 12/31/21

Depreciation Expense for the Current Year (Water)									
Account No.	Description	Beginning Year Original Cost	Current Year Additions	Current Year Retirements	Adjusted Original Cost	Fully Depreciated/Non-depreciable Plant	Depreciable Plant	Depreciation Percentages	Depreciation Expense
301	Organization	\$54,296	\$0	\$0	\$54,296	\$54,296	\$0	0.00%	\$0
302	Franchises	69,631	0	0	69,631	69,631	0	0.00%	0
303	Land and Land Rights	32,810	0	0	32,810	32,810	0	0.00%	0
304	Structures and Improvements	142,938	2,558	0	145,496	0	145,496	3.33%	4,807
305	Collecting & Improving Reservoirs	0	0	0	0	0	0	0.00%	0
306	Lake, River, Canal Intakes	0	0	0	0	0	0	0.00%	0
307	Wells and Springs	793,820	0	0	793,820	0	793,820	3.33%	26,461
308	Infiltration Galleries	0	0	0	0	0	0	0.00%	0
309	Supply Mains	0	0	0	0	0	0	0.00%	0
310	Power Generation Equipment	51,082	0	0	51,082	0	51,082	5.00%	2,554
311	Pumping Equipment	129,140	11,559	0	140,699	119,750	20,949	12.50%	1,896
320	Water Treatment Equipment	0	0	0	0	0	0	0.00%	0
320.1	Water Treatment Plants	641,769	0	0	641,769	0	641,769	3.27%	20,996
320.2	Solution Chemical Feeders	4,687	0	0	4,687	0	4,687	20.00%	937
320.3	Point-of-Use Treatment Devices	0	0	0	0	0	0	0.00%	0
330	Distribution Reservoirs and Standpipes	0	0	0	0	0	0	0.00%	0
330.1	Storage Tanks	963,964	0	0	963,964	0	963,964	2.22%	21,423
330.2	Pressure Tanks	209,570	0	0	209,570	0	209,570	5.00%	10,478
331	Transmission and Distribution Mains	2,886,343	35,563	10,380	2,911,526	0	2,911,526	2.00%	58,085
333	Services	763,320	22,169	0	785,489	0	785,489	3.33%	25,819
334	Meters and Meter Installations	213,184	19,861	0	233,045	11,120	221,926	4.66%	9,884
335	Hydrants	293,481	6,360	6,355	293,486	0	293,486	2.02%	5,933
336	Backflow Prevention Devices	0	0	0	0	0	0	0.00%	0
339	Other Plant and Misc. Equipment	651	206	0	857	0	857	6.51%	49
340	Office Furniture and Equipment	3,657	1,042	0	4,699	0	4,699	5.54%	231
340.1	Computer & Software	21,339	14,166	0	35,505	0	35,505	19.42%	5,520
341	Transportation Equipment	1,168	0	0	1,168	0	1,168	18.24%	213
342	Stores Equipment	312	0	0	312	0	312	3.96%	12
343	Tools, Shop and Garage Equipment	14,029	0	0	14,029	0	14,029	5.00%	702
344	Laboratory Equipment	0	0	0	0	0	0	0.00%	0
345	Power Operated Equipment	18,224	0	0	18,224	0	18,224	5.00%	911
346	Communication Equipment	99	0	0	99	0	99	5.31%	5
347	Miscellaneous Equipment	16,074	0	0	16,074	0	16,074	10.00%	1,607
348	Other Tangible Plant	23,347	0	0	23,347	0	23,347	10.00%	2,335
	Subtotal	\$7,348,938	\$113,483	\$16,735	\$7,445,686	\$287,607	\$7,158,079		\$200,861

Contribution(s) in Aid of Construction (Gross)	\$3,188,728
Less: Non Amortizable Contribution(s)	0
Fully Amortized Contribution(s)	0
Amortizable Contribution(s)	<u>\$3,188,728</u>
Times: Proposed Amortization Rate	3.23%
Amortization of CIAC	\$103,082

Less: Amortization of CIAC \$103,082

DEPRECIATION EXPENSE **\$97,779**

Global Water - Red Rock Utilities, LLC
Annual Report
Balance Sheet Assets
12/31/21

Balance Sheet Assets			
	Assets	Balance at Beginning of Year (2021)	Balance at End of Year (2021)
Account No.	Current and Accrued Assets		
131	Cash	\$0	\$0
132	Special Deposits	0	0
133	Other Special Deposits	0	0
134	Working Funds	0	0
135	Temporary Cash Investments	0	0
141	Customer Accounts Receivable	22,678	21,190
142	Other Accounts Receivable	0	0
143	Accumulated Provision for Uncollectable Accounts	(3,552)	(1,716)
146	Notes Receivable from Associated Companies	0	0
151	Plant Material and Supplies	0	0
162	Prepayments	0	0
173	Accrued Utility Revenue	32,765	38,526
174	Miscellaneous Current and Accrued Assets	0	0
	Total Current and Accrued Assets	\$51,892	\$57,999
	Deferred Debits		
186.1	Deferred Rate Case Expense	\$0	\$0
190	Accumulated Deferred Income Taxes	0	0
	Total Deferred Debits	\$0	\$0
Account No.	Fixed Assets		
101	Utility Plant in Service*	\$7,348,938	\$7,445,686
103	Property Held for Future Use	0	0
105	Construction Work in Progress	749,231	805,210
108	Accumulated Depreciation (enter as negative)*	(2,422,411)	(2,606,537)
121	Non-Utility Property	0	0
122	Accumulated Depreciation - Non Utility	0	0
	Total Fixed Assets	\$5,675,759	\$5,644,360
	Other Fixed Assets		
114	Utility Plant Acquisition Adjustments	\$1,932,706	\$1,932,706
	Total Other Fixed Assets	\$1,932,706	\$1,932,706
	Total Assets	\$7,660,357	\$7,635,065

*Note these items feed automatically from AR3 UPIS Page 4

Global Water - Red Rock Utilities, LLC
Annual Report
Balance Sheet Liabilities and Owners Equity

Balance Sheet Liabilities and Owners Equity				
	Liabilities		Balance at Beginning of Year (2021)	Balance at End of Year (2021)
Account No.	Current Liabilities			
231	Accounts Payable		\$1,040	\$9,629
232	Notes Payable (Current Portion)		0	0
234	Notes Payable to Associated Companies		0	0
235	Customer Deposits		60,971	66,945
236	Accrued Taxes, Income Taxes		3,029	2,859
237	Accrued Interest		8,079	9,541
241	Miscellaneous Current and Accrued Liabilities		8,149	50,468
242	Miscellaneous Current and Accrued Liabilities		0	0
	Total Current Liabilities		\$81,267	\$139,442
	Long Term Debt			
224	Long Term Debt (Notes and Bonds)		\$0	\$0
	Deferred Credits			
251	Unamortized Premium on Debt		\$0	\$0
252	Advances in Aid of Construction		1,529,720	1,604,324
253	Other Deferred Credits		4,000	0
255	Accumulated Deferred Investment Tax Credits		0	0
271	Contributions in Aid of Construction		3,188,728	3,188,728
272	Less: Amortization of Contributions		(274,714)	(377,797)
281	Accumulated Deferred Income Tax		362,460	0
	Total Deferred Credits		\$4,810,193	\$4,415,255
	Total Liabilities		\$4,891,461	\$4,554,697
	Capital Accounts			
201	Common Stock Issued		\$0	\$0
211	Other Paid-In Capital		3,291,190	3,578,981
215	Retained Earnings		(522,293)	(498,612)
218	Proprietary Capital (Sole Props and Partnerships)		0	0
	Total Capital		\$2,768,896	\$3,080,369
	Total Liabilities and Capital		\$7,660,357	\$7,635,066

Note: Total liabilities and Capital must match total assets for the beginning and end of the year!

Global Water - Red Rock Utilities, LLC
Annual Report
Water Comparative Income Statement
12/31/21

Water Comparative Income Statement			
Account No.	Calendar Year	Current Year 01/01/2021 - 12/31/2021	Last Year 01/01/2020 - 12/31/2020
	Operating Revenue		
461	Metered Water Revenue	\$560,498	\$479,508
460	Unmetered Water Revenue	0	0
462	Fire Protection Revenue	0	0
469	Guaranteed Revenues (Surcharges)	0	0
471	Miscellaneous Service Revenues	0	0
474	Other Water Revenue	13,303	4,806
	Total Revenues	\$573,801	\$484,314
	Operating Expenses		
601	Salaries and Wages	\$232,166	\$217,607
604	Employee Pensions and Benefits	36,731	17,230
610	Purchased Water	0	0
615	Purchased Power	31,776	26,984
616	Fuel for Power Production	0	0
618	Chemicals	6,833	7,343
620	Materials and Supplies	1,867	797
620.1	Repairs and Maintenance	8,329	11,195
620.2	Office Supplies and Expense	10,856	7,294
630	Contractual Services	0	0
631	Contractual Services - Engineering	0	0
632	Contractual Services - Accounting	13,300	12,835
633	Contractual Services - Legal	8,171	6,718
634	Contractual Services - Management Fees	0	0
635	Contractual Services - Water Testing	2,926	1,880
636	Contractual Services - Other	37,084	28,137
640	Rents	0	0
641	Rental of Building/Real Property	3,536	3,367
642	Rental of Equipment	68	143
650	Transportation Expenses	1,702	716
656	Insurance - Vehicles	0	0
657	Insurance - General Liability	10,956	9,004
658	Insurance - Worker's Comp	1,774	1,735
657.1	Insurance - Health and Life	0	0
660	Advertising	331	207
665	Regulatory Commission Expense - Rate	0	0
667	Regulatory Commission Expense - Other	3,174	1,012
670	Bad Debt Expense	337	2,530
675	Miscellaneous Expense	24,792	30,255
403	Depreciation Expense (From Schedule AR4)	97,779	89,094
408	Taxes Other Than Income	3,652	3,814
408.11	Property Taxes	215	218
408.12	Payroll Taxes	14,897	12,656
409	Income Taxes	2,360	2,354
427.1	Customer Security Deposit Interest	3,356	2,430
	Total Operating Expenses	\$558,968	\$497,555
	Operating Income / (Loss)	\$14,834	(\$13,241)
	Other Income / (Expense)		
414	Gain/Loss on Dispositions	\$0	(\$374)
419	Interest and Dividend Income	0	0
421	Non-Utility Income	10,000	20,000
426	Miscellaneous Non-Utility (Expense)	(15)	(34)
427	Interest (Expense)	(1,137)	(2,024)
	Total Other Income / (Expense)	\$8,848	\$17,569
	Net Income / (Loss)	\$23,682	\$4,328

Full time equivalent employees

	Direct Company	Allocated	Outside service	Total
President	0.0	0.0	0.0	0.0
Vice-president	0.0	0.1	0.0	0.1
Manager	0.0	0.0	0.0	0.0
Engineering Staff	0.0	0.2	0.0	0.2
System Operator(s)	0.0	0.8	0.0	0.8
Meter reader	0.0	0.0	0.0	0.0
Customer Service	0.0	0.2	0.0	0.2
Accounting	0.0	0.1	0.0	0.1
Business Office	0.0	0.2	0.0	0.2
Rates Department	0.0	0.0	0.0	0.0
Administrative Staff	0.0	0.3	0.0	0.3
Other	0.0	0.0	0.0	0.0
Total	0.0	2.0	0.0	2.0

Supplemental Financial Data (Long-Term Debt)				
	Loan #1	Loan #2	Loan #3	Loan #4
Date Issued	N/A	N/A	N/A	N/A
Source of Loan	N/A	N/A	N/A	N/A
ACC Decision No.	N/A	N/A	N/A	N/A
Reason for Loan	N/A	N/A	N/A	N/A
Dollar Amt. Issued	N/A	N/A	N/A	N/A
Amount Outstanding	N/A	N/A	N/A	N/A
Date of Maturity	N/A	N/A	N/A	N/A
Interest Rate	N/A	N/A	N/A	N/A
Current Year Interest	N/A	N/A	N/A	N/A
Current Year Principal	N/A	N/A	N/A	N/A

Meter Deposit Balance at Test Year End:	\$57,903
---	----------

Meter Deposits Refunded During the Test Year:	\$13,589
---	----------

<i>List all bonds, notes, loans, and other types of indebtedness in which the proceeds were used in the provision of public utility service. Indebtedness incurred for personal uses by the owner of the utility should <u>not</u> be listed. Input 0 or none if there is nothing to report for that cell.</i>
--

Well and Water Usage											
Name of the System:		RED ROCK UTILITIES									
ADEQ Public Water System Number:			AZ0411160								
ADWR PCC Number:			91-000823.0000								
Well registry 55# (55-XXXXXX):	Pump Horsepower	Pump Yield (gpm)	Casing Depth (feet)	Casing Diameter (inches)	Pump Motor Type **	Year Drilled	Water level 2011	Water level 2021	Meter Size (inches)	How measured:	Active
55-599556	75	750	800	16	Turbine	2003	NA	194	6	Metered	Yes
55-599557	75	750	900	16	Turbine	2003	NA	187	6	Metered	Yes
0	0	0	0	0	0	0	0	0	0	0	0
0	0	0	0	0	0	0	0	0	0	0	0
0	0	0	0	0	0	0	0	0	0	0	0
0	0	0	0	0	0	0	0	0	0	0	0
0	0	0	0	0	0	0	0	0	0	0	0
0	0	0	0	0	0	0	0	0	0	0	0
0	0	0	0	0	0	0	0	0	0	0	0
0	0	0	0	0	0	0	0	0	0	0	0
0	0	0	0	0	0	0	0	0	0	0	0
0	0	0	0	0	0	0	0	0	0	0	0
0	0	0	0	0	0	0	0	0	0	0	0
0	0	0	0	0	0	0	0	0	0	0	0
0	0	0	0	0	0	0	0	0	0	0	0
0	0	0	0	0	0	0	0	0	0	0	0
0	0	0	0	0	0	0	0	0	0	0	0
0	0	0	0	0	0	0	0	0	0	0	0

Name of system water delivered to:	NA
ADWR PCC Number:	#N/A
Source of water delivered to another system	NA
Name of system water received from:	NA
ADWR PCC Number:	#N/A
Source of water received	NA
Well registry 55# (55-XXXXXX):	NA

Month	Water withdrawn (gallons) ¹	Water sold (gallons) ²	Water delivered (sold) to other systems (gallons) ³	Water received (purchased) from other systems (gallons) ⁴	Estimated authorized use (gallons) ⁵	Purchased Power Expense ⁶	Purchased Power (kWh) ⁷
January	10,414,000	1,574,965	0	0	58,225	\$2,097	13,328
February	5,269,000	9,619,031	0	0	14,016	\$3,104	24,524
March	5,798,000	5,318,402	0	0	14,445	\$2,063	13,070
April	12,205,000	4,930,401	0	0	300	\$3,296	26,294
May	6,597,000	12,518,650	0	0	2,525	\$2,615	18,388
June	7,596,000	6,387,824	16,000	0	300	\$2,484	17,860
July	6,251,000	6,444,806	12,000	0	7,945	\$2,549	5,536
August	10,755,000	6,368,301	16,000	0	2,300	\$2,206	14,557
September	8,842,000	10,773,422	16,000	0	1,425	\$3,434	28,219
October	6,757,000	8,313,102	-40,000	0	887	\$2,590	18,319
November	7,600,000	6,991,013	32,000	0	875	\$2,557	18,174
December	7,621,000	6,161,690	16,000	0	960	\$2,647	18,593
Totals	95,705,000.00	85,401,607.00	148,000.00	0.00	104,203.00	\$31,641	216,862

If applicable, in the space below please provide a description for all un-metered water use along with amounts:
 System/Hydrant Flushing = 74,540; Construction Water = 12,916; Flushing Prior to Sampling = 3,150; Use by Fire Department = 13,597

- 1 Water withdrawn - Total gallons of water withdrawn from pumped sources.
- 2 Water sold - Total gallons from customer meters, and other sales such as construction water.
- 3 Water delivered (sold) to other systems - Total gallons of water delivered to other systems.
- 4 Water received (purchased) from other systems - Total gallons of water purchased/received from other systems.
- 5 Estimated authorized use - Total estimated gallons from authorized metered or unmetered use. Authorized uses such as flushing (mains, services and hydrants) draining/cleaning tanks, process, construction, fire fighting, etc. Non-authorized use (real losses) are service line breaks and leaks, water main breaks, meter inaccuracies and theft.
- 6 Enter the total purchased power costs for the power meters associated with this system.
- 7 Enter the total purchased kWh used by the power meters associated with this system.

Water Utility Plant Description		
Name of the System:	RED ROCK UTILITIES	
ADEQ Public Water System Number:	AZ0411160	
ADWR PCC Number:	91-000823.0000	

MAINS		
Sizes (inches)	Material	Length (feet)
Unknown	Unknown	1,300
8.00	PVC C900	38,600
12.00	PVC C900	13,100
8.00	PVC	2,000
12.00	PVC	1,500
2.00	PVC	49
NA	NA	0
NA	NA	0
NA	NA	0
NA	NA	0
NA	NA	0
NA	NA	0
NA	NA	0
NA	NA	0
NA	NA	0

CUSTOMER METERS			
Size (inches)	Quantity	Percent over 1,000,000 gallons	Percent over 10 years old
5/8 X 3/4	942	13%	80%
1	10	25%	100%
1 1/2	1	0%	100%
2	10	100%	100%
NA	44	NA	NA
3	7	100%	0%
3/4	2	100%	0%
NA	0	0%	0%
NA	0	0%	0%
NA	0	0%	0%
NA	0	0%	0%
NA	0	0%	0%
NA	0	0%	0%
NA	0	0%	0%
NA	0	0%	0%
NA	0	0%	0%
NA	0	0%	0%
NA	0	0%	0%
NA	0	0%	0%
NA	0	0%	0%

SERVICE LINES		
Material	Percent of system	Year installed
Copper	9%	05-21
NA	91%	05-21
NA	0%	0
NA	0%	0
NA	0%	0

BOOSTER PUMPS			
Horsepower	GPM	Quantity	
7.5	100	1	
20	200	1	
50	600	2	
0	0	0	

FIRE HYDRANTS	
Type	Quantity
Standard *	92
Other	0

STORAGE TANKS			
Capacity (gallons)	Material	Quantity	Year installed
900,000	Steel	1	2005
0	0	0	0
0	0	0	0
0	0	0	0
0	0	0	0
0	0	0	0

PRESSURE/BLADDER TANKS			
Capacity (gallons)	Material	Quantity	Year installed
5,000	Steel	2	2005
0	0	0	0
0	0	0	0
0	0	0	0
0	0	0	0
0	0	0	0

* A standard fire hydrant has two 2.5 inch hose connection nozzles with 7.5 threads per inch, and one 4.5 inch pumper connection nozzle with 4 threads per inch.

Water Utility Plant Description (Continued)
--

For the following three items, list the utility owned assets in each category for each system.

TREATMENT EQUIPMENT:	Ion Exchange Treatment plant for nitrate removal, Chlorination System
STRUCTURES:	Cl2 Shed, Block Wall around WDC and well site.
OTHER:	Toyota Tacoma Truck

Provide a calculation used to determine the value of one water equivalent residential connection (ERC).

Use one of the following methods:

- (a) If actual flow data are available from the preceding 12 months, divide the total annual single family residence (SFR) gallons sold by the average number of single family residence customers for the same period and divide the result by 365
- (b) If no historical flow data are available, use:

$$ERC = (\text{Total SFR gallons sold (Omit 000)} / 365 \text{ days} / 350 \text{ gallons per day})$$

ERC

156

 Method used:

(a)

Customer and Other Information	
Name of the System:	RED ROCK UTILITIES
ADEQ Public Water System Number:	AZ0411160
ADWR PCC Number:	91-000823.0000

Month	Number of Customers				
	Single-Family	Multi-Family	Commercial	Turf/Irrigation	Other Non-Residential
January	867	0	9	0	6
February	867	0	9	0	6
March	867	0	9	0	6
April	893	0	9	0	8
May	897	0	9	0	8
June	898	0	9	0	5
July	907	0	9	0	6
August	913	0	9	0	8
September	920	0	9	0	8
October	923	0	9	0	7
November	923	0	9	0	8
December	927	0	9	0	6

If the system has fire hydrants, what is the fire flow requirements? GPM for hrs.

Does the system have chlorination treatment?

Does the Company have an ADWR Gallons Per Capita Per Day (GPCPD) requirement?
 If yes, provide the GPCPD amount:

Is the Water Utility located in an ADWR Active Management Area (AMA)?
 If yes, which AMA?

What is the present system connection capacity (in ERCs *) using existing lines?

What is the future system connection capacity (in ERCs *) upon service area buildout?

Describe any plans and estimated completion dates for any enlargements or improvements of this system.

A water model has been developed for the system. The system is currently being evaluated based upon projected growth provided by developers. Currently no enlargements or improvements are planned for this public water system.

* an ERC is based on the calculation on the bottom of AR9 page 12.

Global Water - Red Rock Utilities, LLC
 Annual Report
 Utility Shutoffs / Disconnects
 12/31/21

Utility Shutoffs / Disconnects	
Name of the System:	RED ROCK UTILITIES
ADEQ Public Water System Number:	AZ0411160
ADWR PCC Number:	91-000823.0000

Month	Termination without Notice R14-2-410.B	Termination with Notice R14-2-410.C	Other
January	0	0	0
February	0	8	0
March	0	2	0
April	0	9	0
May	0	0	0
June	0	52	0
July	0	8	0
August	0	34	0
September	0	41	0
October	0	0	0
November	0	5	0
December	0	0	0
Total	0	159	0

Other (description):

NA

Instructions: Fill out the Grey Cells with the relevant information. Input 0 or none if there is nothing recorded in that account or there is no applicable information to report.

Global Water - Red Rock Utilities, LLC
Annual Report
Property Taxes
12/31/21

Property Taxes	
Amount of actual property taxes paid during Calendar Year 2021 was	\$215

If no property taxes paid, explain why. N/A
--

Instructions: Fill out the Grey Cells with the relevant information. Input 0 or none if there is nothing recorded in that account or there is no applicable information to report.

Verification and Sworn Statement (Taxes)

Verification: State of Arizona I, the undersigned of the
(state name)

County of (county name): Maricopa
Name (owner or official) title: Christopher D. Krygier
Company name: Global Water - Red Rock Utilities, LLC

DO SAY THAT THIS ANNUAL UTILITY PROPERTY TAX AND SALES TAX REPORT TO THE ARIZONA CORPORATION COMMISSION.

FOR THE YEAR ENDING: 12/31/21

HAS BEEN PREPARED UNDER MY DIRECTION, FROM THE ORIGINAL BOOKS, PAPERS AND RECORDS OF SAID UTILITY; THAT I HAVE CAREFULLY EXAMINED THE SAME, AND DECLARE THE SAME TO BE A COMPLETE AND CORRECT STATEMENT OF BUSINESS AND AFFAIRS OF SAID UTILITY FOR THE PERIOD COVERED BY THIS REPORT IN RESPECT TO EACH AND EVERY MATTER AND THING SET FORTH, TO THE BEST OF MY KNOWLEDGE, INFORMATION AND BELIEF.

Sworn Statement: I HEREBY ATTEST THAT ALL PROPERTY TAXES FOR SAID COMPANY ARE CURRENT AND PAID IN FULL.

I HEREBY ATTEST THAT ALL SALES TAXES FOR SAID COMPANY ARE CURRENT AND PAID IN FULL.

Christopher D. Krygier 4/14/2022
signature of owner/official


623-377-2603
telephone no.

SUBSCRIBED AND SWORN TO BEFORE ME A NOTARY PUBLIC
IN AND FOR THE COUNTY

THIS 15th DAY OF April 2022
(month) and (year)

MY COMMISSION EXPIRES 4/28/25
(date)

Tina Carolyn Caron Thomas
(signature of notary public)



Verification and Sworn Statement

Verification:

State of Arizona I, the undersigned of the
(state name)
County of (county name): Maricopa
Name (owner or official) title: Christopher D. Krygier
Company name: Global Water - Red Rock Utilities, LLC

DO SAY THAT THIS ANNUAL UTILITY PROPERTY TAX AND SALES TAX REPORT TO THE ARIZONA CORPORATION COMMISSION.

FOR THE YEAR ENDING: 12/31/21

HAS BEEN PREPARED UNDER MY DIRECTION, FROM THE ORIGINAL BOOKS, PAPERS AND RECORDS OF SAID UTILITY; THAT I HAVE CAREFULLY EXAMINED THE SAME, AND DECLARE THE SAME TO BE A COMPLETE AND CORRECT STATEMENT OF BUSINESS AND AFFAIRS OF SAID UTILITY FOR THE PERIOD COVERED BY THIS REPORT IN RESPECT TO EACH AND EVERY MATTER AND THING SET FORTH, TO THE BEST OF MY KNOWLEDGE, INFORMATION AND BELIEF.

Sworn Statement: IN ACCORDANCE WITH THE REQUIREMENTS OF TITLE 40, ARTICLE 8, SECTION 40-401, ARIZONA REVISED STATUTES, IT IS HEREIN REPORTED THAT THE GROSS OPERATING REVENUE OF SAID UTILITY DERIVED FROM ARIZONA INTRASTATE UTILITY OPERATIONS DURING THE CALENDAR YEAR WAS:

Arizona Intrastate Gross Operating Revenues Only (\$)

\$615,582

(The amount in the box above includes

\$41,781 in sales taxes
billed or collected)


Christopher D. Krygier 4/14/2022
signature of owner/official

623-377-2603
telephone no.

SUBSCRIBED AND SWORN TO BEFORE ME A NOTARY PUBLIC
IN AND FOR THE COUNTY

THIS 14th DAY OF April 2022
(county name) (month) and (year)

MY COMMISSION EXPIRES 4/28/25
(date)



Tina Carolyn Caron Thomas
(signature of notary public)

Verification and Sworn Statement (Residential Revenue)

Verification:

State of Arizona I, the undersigned of the
(state name)

County of (county name): Maricopa
Name (owner or official) title: Christopher D. Krygier
Company name: Global Water - Red Rock Utilities, LLC

DO SAY THAT THIS ANNUAL UTILITY PROPERTY TAX AND SALES TAX REPORT TO THE ARIZONA CORPORATION COMMISSION.

FOR THE YEAR ENDING: 12/31/21

HAS BEEN PREPARED UNDER MY DIRECTION, FROM THE ORIGINAL BOOKS, PAPERS AND RECORDS OF SAID UTILITY; THAT I HAVE CAREFULLY EXAMINED THE SAME, AND DECLARE THE SAME TO BE A COMPLETE AND CORRECT STATEMENT OF BUSINESS AND AFFAIRS OF SAID UTILITY FOR THE PERIOD COVERED BY THIS REPORT IN RESPECT TO EACH AND EVERY MATTER AND THING SET FORTH, TO THE BEST OF MY KNOWLEDGE, INFORMATION AND BELIEF.

Sworn Statement: IN ACCORDANCE WITH THE REQUIREMENTS OF TITLE 40, ARTICLE 8, SECTION 40-401, ARIZONA REVISED STATUTES, IT IS HEREIN REPORTED THAT THE GROSS OPERATING REVENUE OF SAID UTILITY DERIVED FROM ARIZONA INTRASTATE UTILITY OPERATIONS RECEIVED FROM RESIDENTIAL CUSTOMERS DURING THE CALENDAR YEAR WAS:

Arizona Intrastate Gross Operating Revenues Only (\$)

\$447,824

(The amount in the box above includes

\$30,395 in sales taxes
billed or collected)

Christopher D. Krygier
signature of owner/official

623-377-2603

telephone no.

SUBSCRIBED AND SWORN TO BEFORE ME A NOTARY PUBLIC
IN AND FOR THE COUNTY

Maricopa
(county name)

THIS


14th

DAY OF

April 2022
(month) and (year)

MY COMMISSION EXPIRES

4/28/25
(date)



Tina Carolyn Caron Thomas
(signature of notary public)

Global Water - Red Rock Utilities, LLC
Annual Report
Gross-up Sharing Method for Income Tax Statement of Certification
12/31/21

Gross-up Sharing Method for Income Tax Statement of Certification

Verification:

State of Arizona I, the undersigned of the
(state name)

County of (county name): Maricopa
Name (owner or official) title: Christopher D. Krygier
Company name: Global Water - Red Rock Utilities, LLC

FOR THE YEAR ENDING: 12/31/21

Sworn Statement:

IN ACCORDANCE WITH THE REQUIREMENTS OF DECISION NO. 77084, BECAUSE THE UTILITY REQUIRES THE GROSS UP OF ADVANCES AND CONTRIBUTIONS, I HEREBY STATE THAT THE UTILITY HAS NOT INCURRED NOR IS EXPECTED TO INCUR A NET INCREASE IN CURRENT INCOME TAX EXPENSE OR A DECREASE IN DEFERRED TAX ASSET FOR A CARRY FORWARD ACCORDING TO GAAP IN AN AMOUNT EQUAL TO OR GREATER THAN THE AMOUNT OF THE REQUIRED GROSS UP PAID BY DEVELOPERS IN THE PERIOD COVERED BY THIS ANNUAL REPORT.

Chris Krygier 04/14/2022
signature of owner/official

623-377-2603
telephone no.

SUBSCRIBED AND SWORN TO BEFORE ME A NOTARY PUBLIC
IN AND FOR THE COUNTY

Maricopa
(county name)

THIS

14th

DAY OF

April 2022
(month) and (year)

MY COMMISSION EXPIRES

4/28/25
(date)

Tina Carolyn Caron Thomas
(signature of notary public)

