

**ANNUAL REPORT**

Of

Company Name: Liberty Utilities (Rio Rico Water and Sewer) Corp  
14920 W. Camelback Rd.,

Mailing Address: Litchfield Park AZ  
85340

**RECEIVED  
BY EMAIL  
4/14/2023, 4:07 PM  
ARIZONA CORPORATION COMMISSION  
UTILITIES DIVISION**

Docket No.: WS-02676A  
For the Year Ended: 12/31/2022

**WASTEWATER UTILITY**

To

Arizona Corporation Commission

**Due on April 15th**

Email: Util-Compliance@azcc.gov, mail or deliver the completed Annual Report to:  
Arizona Corporation Commission  
Compliance Section - Utilities Division  
1200 West Washington Street  
Phoenix, Arizona 85007

Application Type: Original Filing  
Application Date: 4/14/2023

ARIZONA CORPORATION COMMISSION  
 WASTEWATER UTILITY ANNUAL REPORT  
 Liberty Utilities (Rio Rico Water and Sewer) Corp  
 A Class  Utility

For the Calendar Year Ended: 12/31/2022

Primary Address:   
 City:  State:  Zip Code:

Telephone Number:

Date of Original Organization of Utility:

Person to whom correspondence should be addressed concerning this report:

Name:   
 Telephone No. :   
 Address:   
 City:  State:  Zip Code:   
 Email:

**Management Contact**

Name:   
 Telephone No. :   
 Address:   
 City:  State:  Zip Code:   
 Email:

**On-Site Manager**

Name:   
 Telephone No. :   
 Address:   
 City:  State:  Zip Code:   
 Email:

**NA**

Name:   
 Telephone No. :   
 Address:   
 City:  State:  Zip Code:   
 Email:

**NA**

Name:   
 Telephone No. :   
 Address:   
 City:  State:  Zip Code:   
 Email:

Ownership:

Counties Served:

**Important changes during the year**

No	For those companies not subject to the affiliated interest rules, has there been a change in ownership or direct control during the year?
	If yes, please provide specific details in the box below.
	NA

No	Has the company been notified by any other regulatory authorities during the year, that they are out of compliance?
	If yes, please provide specific details in the box below.
	NA

Utility Plant in Service (Wastewater)							
Account No.	Description	Beginning Year Original Cost	Current Year Additions	Current Year Retirements	Adjusted Original Cost	Accumulated Depreciation	OCLD (OC less AD)
351	Organization	\$5,785	\$0	\$0	\$5,785	\$0	\$5,785
352	Franchises	417	0	0	417	0	417
353	Land and Land Rights	7,545	0	0	7,545	0	7,545
354	Structures and Improvements	405,019	64,499	0	469,518	117,665	351,853
355	Power Generation Equipment	0	0	0	0	0	0
360	Collections Wastewater - Force	1,304,451	101,889	0	1,406,340	161,549	1,244,792
361	Collections Wastewater - Gravity	7,146,619	664,752	0	7,811,371	4,048,006	3,763,365
362	Special Collecting Structures	0	0	0	0	0	0
363	Services to Customers	1,337,056	75,321	0	1,412,376	941,070	471,306
364	Flow Measuring Devices	65,412	0	0	65,412	65,412	0
365	Flow Measuring Installations	0	0	0	0	0	0
366	Reuse Services	0	0	0	0	0	0
367	Reuse Meters & Meter Installations	0	0	0	0	0	0
370	Receiving Wells	867,120	0	0	867,120	642,961	224,159
371	Pumping Equipment	1,077,888	391,075	0	1,468,964	763,269	705,695
374	Reuse Distribution Reservoirs	0	0	0	0	0	0
375	Reuse Trans. And Distr. Equipment	0	0	0	0	0	0
380	Treatment and Disposal Equipment	3,415,896	68,430	0	3,484,326	2,362,334	1,121,992
381	Plant Sewers	15,362	0	0	15,362	8,343	7,019
382	Outfall Sewer Lines	0	0	0	0	0	0
389	Other Plant and Misc. Equipment	57,171	0	0	57,171	57,171	0
390	Office Furniture and Equipment	110,868	1,441	0	112,309	110,221	2,087
390.1	Computer & Software	97,387	681	0	98,067	70,270	27,797
391	Transportation Equipment	6,322	48,274	0	54,596	11,150	43,446
392	Stores Equipment	0	0	0	0	0	0
393	Tools, Shop and Garage Equipment	64,335	32,601	0	96,936	11,613	85,324
394	Laboratory Equipment	3,921	0	0	3,921	3,335	586
395	Power Operated Equipment	29,949	0	0	29,949	11,232	18,717
396	Communication Equipment	18,066	9,671	0	27,738	6,672	21,065
397	Miscellaneous Equipment	0	0	0	0	0	0
398	Other Tangible Plant	79,019	0	0	79,019	11,893	67,126
	<b>Totals</b>	<b>\$16,115,608</b>	<b>\$1,458,634</b>	<b>\$0</b>	<b>\$17,574,242</b>	<b>\$9,404,166</b>	<b>\$8,170,076</b>

**Instructions:** Fill out the Grey Cells with the relevant information. Input 0 or none if there is nothing recorded in that account or there is no applicable information to report.

Liberty Utilities (Rio Rico Water and Sewer) Corp  
Annual Report  
Depreciation Expense for the Current Year (Wastewater)  
12/31/2022

Depreciation Expense for the Current Year (Wastewater)								
Account No.	Description	Beginning Year Original Cost	Current Year Additions	Current Year Retirements	Adjusted Original Cost	Fully Depreciated/Non-depreciable Plant	Depreciation Percentages	Depreciation Expense
351	Organization	\$5,785	\$0	\$0	\$5,785	\$0	0.00%	\$0
352	Franchises	417	0	0	417	0	0.00%	0
353	Land and Land Rights	7,545	0	0	7,545	0	0.00%	0
354	Structures and Improvements	405,019	64,499	0	469,518	0	3.33%	14,561
355	Power Generation Equipment	0	0	0	0	0	5.00%	0
360	Collections Wastewater - Force	1,304,451	101,889	0	1,406,340	0	2.00%	27,108
361	Collections Wastewater - Gravity	7,146,619	664,752	0	7,811,371	0	2.00%	149,580
362	Special Collecting Structures	0	0	0	0	0	2.00%	0
363	Services to Customers	1,337,056	75,321	0	1,412,376	0	2.00%	27,494
364	Flow Measuring Devices	65,412	0	0	65,412	65,412	10.00%	0
365	Flow Measuring Installations	0	0	0	0	0	2.00%	0
366	Reuse Services	0	0	0	0	0	8.33%	0
367	Reuse Meters & Meter Installations	0	0	0	0	0	3.33%	0
370	Receiving Wells	867,120	0	0	867,120	0	3.33%	28,875
371	Pumping Equipment	1,077,888	391,075	0	1,468,964	323,105	12.50%	118,790
374	Reuse Distribution Reservoirs	0	0	0	0	0	2.50%	0
375	Reuse Trans. And Distr. Equipment	0	0	0	0	0	2.50%	0
380	Treatment and Disposal Equipment	3,415,896	68,430	0	3,484,326	972,808	4.73%	117,053
381	Plant Sewers	15,362	0	0	15,362	0	5.00%	768
382	Outfall Sewer Lines	0	0	0	0	0	3.33%	0
389	Other Plant and Misc. Equipment	57,171	0	0	57,171	57,170	6.67%	0
390	Office Furniture and Equipment	110,868	1,441	0	112,309	9,850	6.67%	6,786
390.1	Computer & Software	97,387	681	0	98,067	40,900	20.00%	11,365
391	Transportation Equipment	6,322	48,274	0	54,596	6,322	20.00%	4,827
392	Stores Equipment	0	0	0	0	0	4.00%	0
393	Tools, Shop and Garage Equipment	64,335	32,601	0	96,936	245	5.00%	4,020
394	Laboratory Equipment	3,921	0	0	3,921	0	10.00%	392
395	Power Operated Equipment	29,949	0	0	29,949	0	5.00%	1,497
396	Communication Equipment	18,066	9,671	0	27,737	122	10.00%	2,278
397	Miscellaneous Equipment	0	0	0	0	4	10.00%	(0)
398	Other Tangible Plant	79,019	0	0	79,019	3,913	4.00%	3,004
	<b>Subtotal</b>	<b>\$16,115,608</b>	<b>\$1,458,634</b>	<b>\$0</b>	<b>\$17,574,242</b>	<b>\$1,479,851</b>		<b>\$518,399</b>

Contribution(s) in Aid of Construction (Gross)	\$5,575,588	
Less: Non Amortizable Contribution(s)	0	
Fully Amortized Contribution(s)	0	
Amortizable Contribution(s)	<b>\$5,575,588</b>	
Times: Proposed Amortization Rate	3.22%	
<b>Amortization of CIAC</b>	\$179,589	
	<b>Less: Amortization of CIAC</b>	<b>\$179,589</b>
	<b>DEPRECIATION EXPENSE</b>	<b>\$338,810</b>

**Instructions:** Fill out the Grey Cells with the relevant information. Input 0 or none if there is nothing recorded in that account or there is no applicable information to report.

Liberty Utilities (Rio Rico Water and Sewer) Corp  
Annual Report  
Balance Sheet Assets  
12/31/2022

Balance Sheet Assets				
	Assets		Balance at Beginning of Year (2022)	Balance at End of Year (2022)
Account No.	Current and Accrued Assets			
131	Cash		(\$6,294)	22,404
132	Special Deposits		0	0
135	Temporary Cash Investments		0	0
141	Customer Accounts Receivable		215,807	209,735
142	Other Accounts Receivable		0	107,516
143	Accumulated Provision for Uncollectable Accounts		(32,263)	(38,644)
146	Notes Receivable from Associated Companies		755,823	420,064
151	Plant Material and Supplies		0	0
162	Prepayments		0	0
173	Accrued Utility Revenue		119,429	131,995
174	Miscellaneous Current and Accrued Assets		0	0
	<b>Total Current and Accrued Assets</b>		<b>\$1,052,502</b>	<b>\$853,069</b>
	<b>Deferred Debits</b>			
186.1	Deferred Rate Case Expense		\$0	\$0
	<b>Total Deferred Debits</b>		<b>\$0</b>	<b>\$0</b>
	<b>Fixed Assets</b>			
101	Utility Plant in Service*		\$16,115,608	\$17,574,242
103	Property Held for Future Use		0	0
105	Construction Work in Progress		949,589	739,234
108	Accumulated Depreciation (enter as negative)*		(8,885,780)	(9,404,166)
121	Non-Utility Property		717,798	723,795
122	Accumulated Depreciation - Non Utility		(389,447)	(410,377)
	<b>Total Fixed Assets</b>		<b>\$8,507,768</b>	<b>\$9,222,728</b>
	<b>Total Assets</b>		<b>\$9,560,270</b>	<b>\$10,075,797</b>

**Instructions:** Fill out the Grey Cells with the relevant information. Input 0 or none if there is nothing recorded in that account or there is no applicable information to report.

Note these items feed automatically from the adjusted end of year balance from AR4.

Liberty Utilities (Rio Rico Water and Sewer) Corp  
 Annual Report  
 Balance Sheet Liabilities and Owners Equity

<b>Balance Sheet Liabilities and Owners Equity</b>				
	<b>Liabilities</b>		Balance at Beginning of Year (2022)	Balance at End of Year (2022)
<b>Account No.</b>	<b>Current Liabilities</b>			
231	Accounts Payable		\$0	\$0
232	Notes Payable (Current Portion)		0	0
234	Notes Payable to Associated Companies		0	0
235	Customer Deposits		0	0
236	Accrued Taxes		0	0
237	Accrued Interest		0	0
241	Miscellaneous Current and Accrued Liabilities		578,103	576,468
253	Other Deferred Credits		4,500	900
	<b>Total Current Liabilities</b>		<b>\$582,603</b>	<b>\$577,368</b>
	<b>Long Term Debt</b>			
224	Long Term Debt (Notes and Bonds)		\$0	360,275
	<b>Total Long Term Debt</b>		<b>\$0</b>	<b>\$360,275</b>
	<b>Deferred Credits</b>			
252	Advances in Aid of Construction		\$83,597	\$83,597
255	Accumulated Deferred Investment Tax Credits		10,852	10,852
271	Contributions in Aid of Construction		5,580,588	5,580,588
272	Less: Amortization of Contributions		(4,046,390)	(4,215,199)
281	Accumulated Deferred Income Tax		1,090,591	1,199,307
	<b>Total Deferred Credits</b>		<b>\$2,719,238</b>	<b>\$2,659,145</b>
	<b>Total Liabilities</b>		<b>\$3,301,841</b>	<b>\$3,596,789</b>
	<b>Capital Accounts</b>			
201	Common Stock Issued		\$0	\$0
211	Other Paid-In Capital		2,981,562	3,039,936
215	Retained Earnings		3,276,866	3,439,073
218	Proprietary Capital (Sole Props and Partnerships)		0	0
	<b>Total Capital</b>		<b>\$6,258,428</b>	<b>\$6,479,009</b>
	<b>Total Liabilities and Capital</b>		<b>\$9,560,269</b>	<b>\$10,075,797</b>

**Instructions:** Fill out the Grey Cells with the relevant information. Input 0 or none if there is nothing recorded in that account or there is no applicable information to report.

**Note:** Total liabilities and Capital must match total assets for the beginning and end of the year!

Liberty Utilities (Rio Rico Water and Sewer) Corp  
Annual Report  
Wastewater Comparative Income Statement  
12/31/2022

<b>Wastewater Comparative Income Statement</b>			
Account No.	Calendar Year	Current Year 01/01/2022 -	Last Year 01/01/2021 -
	<b>Operating Revenue</b>		
521	Flat Rate Revenues	\$1,429,377	\$1,433,214
522	Measured Revenues	287,603	227,937
534	Rents from Wastewater Property	0	0
536	Other Wastewater Revenues	1,821	1,090
	<b>Total Revenues</b>	<b>\$1,718,801</b>	<b>\$1,662,241</b>
	<b>Operating Expenses</b>		
701	Salaries and Wages	\$0	\$0
704	Employee Pensions and Benefits	0	0
710	Purchased Wastewater Treatment	111,139	121,514
711	Sludge Removal Expense	0	0
715	Purchased Power	74,833	72,407
716	Fuel for Power Production	0	0
718	Chemicals	289	73
720	Materials and Supplies	2,055	846
720.1	Repairs and Maintenance	0	0
720.2	Office Supplies and Expense	0	0
721	Office Expense	0	0
731	Contractual Services -Engineering	0	0
732	Contractual Services - Accounting	4,666	2,490
733	Contractual Services - Legal	16,000	1,629
734	Contractual Services - Management Fees	317,387	314,452
735	Contractual Services - Testing	0	0
736	Contractual Services - Other	5,213	5,723
740	Rents - Building	3,178	7,894
742	Rents - Equipment	0	0
750	Transportation Expenses	22,806	17,222
757	Insurance - General Liability	12,789	8,517
758	Insurance - Worker's Compensation	0	0
759	Insurance - Other	2,854	2,279
760	Advertising Expense	0	0
766	Regulatory Commission Expense - Rate Case	0	0
767	Regulatory Commission Expense - Other	2,500	2,500
770	Bad Debt Expense	10,018	35,367
775	Miscellaneous Expense	8,038	12,818
403	Depreciation Expense (From Schedule AR4)	338,810	300,733
408	Taxes Other Than Income	0	0
408.11	Property Taxes	72,711	79,053
408.12	Payroll Taxes	0	0
409	Income Taxes	86,480	114,404
	<b>Total Operating Expenses</b>	<b>\$1,091,765</b>	<b>\$1,099,921</b>
	<b>Operating Income / (Loss)</b>	<b>\$627,036</b>	<b>\$562,320</b>
	<b>Other Income / (Expense)</b>		
414	Gain (Loss) on Dispositions	\$0	\$0
419	Interest and Dividend Income	400	0
421	Non-Utility Income	0	0
426	Miscellaneous Non-Utility (Expense)	(7,458)	(4,659)
427	Interest (Expense)	3,569	0
	<b>Total Other Income / (Expense)</b>	<b>(\$3,488)</b>	<b>(\$4,659)</b>
	<b>Net Income / (Loss)</b>	<b>\$623,548</b>	<b>\$557,661</b>

**Instructions:** Fill out the Grey Cells with the relevant information. Input 0 or none if there is nothing recorded in that account or there is no applicable information to report.



**Full time equivalent employees**

	Direct Company	Allocated	Outside service	Total
President	0.0	0.0	0.0	0.0
Vice-president	0.0	0.0	0.0	0.0
Manager	0.0	0.0	0.0	0.0
Engineering Staff	0.4	0.0	0.0	0.4
System Operator(s)	2.2	0.0	0.0	2.2
Meter Reader	0.0	0.0	0.0	0.0
Customer Service	0.6	0.0	0.0	0.7
Accounting	0.0	0.3	0.0	0.3
Business Office	0.0	0.0	0.0	0.0
Rates Department	0.1	0.0	0.0	0.1
Administrative Staff	0.1	0.1	0.0	0.3
Other	0.0	0.0	0.0	0.0
<b>Total</b>	3.5	0.5	0.0	4.0

**Instructions:** Fill out the Grey Cells with the relevant information. Input 0 or none if there is nothing recorded in that account or there is no applicable information to report. A full-time employee is based on 2080 total hours per year. Please calculate partial employees using 2080 hours.

<b>Supplemental Financial Data (Long-Term Debt)</b>				
	Loan #1	Loan #2	Loan #3	Loan #4
Date Issued	NA	NA	NA	NA
Source of Loan	NA	NA	NA	NA
ACC Decision No.	NA	NA	NA	NA
Reason for Loan	NA	NA	NA	NA
Dollar Amt. Issued	NA	NA	NA	NA
Amount Outstanding	NA	NA	NA	NA
Date of Maturity	NA	NA	NA	NA
Interest Rate	NA	NA	NA	NA
Current Year Interest	NA	NA	NA	NA
Current Year Principal	NA	NA	NA	NA

Meter Deposit Balance at Test Year End:	\$0
---	-----

Meter Deposits Refunded During the Test Year:	\$0
---	-----

***List all bonds, notes, loans, and other types of indebtedness in which the proceeds were used in the provision of public utility service. Indebtedness incurred for personal uses by the owner of the utility should not be listed. Input 0 or none if there is nothing to report for that cell.***

**Wastewater Utility Plant Description**

Name of System:	Liberty Utilities (Rio Rico Water and Sewer) Corp
Wastewater Inventory Number (if applicable):	105505
Type of Treatment	Anaerobic Lagoon
Design Capacity of Plant (Gallons per day)	Villas 12 .050 MGD, Villas 13 .050 MGD

LIFT STATION FACILITIES					
Location	Quantity of Pumps	Horsepower Per Pump	Rated Capacity Per Pump (GPM)	Wet Well Capacity (gals)	Year Constructed
Lift Station #1	2	88	725	32313	2003
Lift Station #2	2	47	500	9000	1997
Lift Station #3	2	47	500	9000	1997
Lift Station #4	2	15	175	8000	1982
Lift Station #5	2	3	27	1608	1999
NA	NA	NA	NA	NA	NA
NA	NA	NA	NA	NA	NA
NA	NA	NA	NA	NA	NA
NA	NA	NA	NA	NA	NA
NA	NA	NA	NA	NA	NA
NA	NA	NA	NA	NA	NA
NA	NA	NA	NA	NA	NA
NA	NA	NA	NA	NA	NA
NA	NA	NA	NA	NA	NA
NA	NA	NA	NA	NA	NA
NA	NA	NA	NA	NA	NA
NA	NA	NA	NA	NA	NA

FORCE MAINS		
Size	Material	Length (Feet)
2 inch	PVC/DIP/ACP	2,002
6 inch	PVC/DIP/ACP	5,645
8 inch	PVC/DIP/ACP	30,092
NA	NA	NA
NA	NA	NA
NA	NA	NA
NA	NA	NA
NA	NA	NA
NA	NA	NA

MANHOLES	
Type	Quantity
Standard	535
Drop	15

CLEANOUTS
Quantity
132
NA
NA
NA

**Note:** If you are filing for more than one system, please provide separate sheets for each system.

**Instructions:** Fill out the Grey Cells with the relevant information. Input 0 or none if there is nothing recorded in that account or there is no applicable information to report. Copy and paste this sheet as many times as is necessary.

Wastewater Utility Plant Description (Continued)					
GRAVITY MAINS			SERVICES/LATERALS		
Sizes (inches)	Material	Length (feet)	Size (inches)	Material	Quantity
4	PVC/DIP/ACP	2,054	4	Various	2,057
6	PVC/DIP/ACP	8,528	6	Various	147
8	PVC/DIP/ACP	181,265	8	PVC	10
10	PVC/DIP/ACP	8,787	NA	NA	NA
12	PVC/DIP/ACP	20,761			
14	PVC/DIP/ACP	762			
16	PVC/DIP/ACP	1,078			
NA	NA	NA			
NA	NA	NA			
NA	NA	NA			
NA	NA	NA			
NA	NA	NA			
NA	NA	NA			
NA	NA	NA			
NA	NA	NA			
NA	NA	NA			

For the following five items, list the utility owned assets in each category for each system.

<b>SOLIDS PROCESSING AND HANDLING FACILITIES</b>	None
<b>DISINFECTION EQUIPMENT</b> (Chlorinator, Ultra-Violet, Etc.)	None
<b>FILTRATION EQUIPMENT</b> (Rapid Sand, Slow Sand, Activated Carbon, Etc.)	None
<b>STRUCTURES</b> (Buildings, Fences, Etc.)	(2) Wooden Storage Shed (20' x 20').
<b>Other</b> (Laboratory Equipment, Tools, Vehicles, Standby, Power Generators, Etc.)	Mobile Generator - 150 KW Diesel Powered, (2) Diesel Powered 4" solids handling pump

**Note:** If you are filing for more than one system, please provide separate sheets for each system.

**Instructions:** Fill out the Grey Cells with the relevant information. Input 0 or none if there is nothing recorded in that account or there is no applicable information to report. Copy and paste this sheet as many times as is necessary.

Liberty Utilities (Rio Rico Water and Sewer) Corp  
 Annual Report  
 Wastewater Flows  
 12/31/2022

Wastewater Flows					
Month	Number of Services	Total Monthly Sewage Flow (Gallons)	Sewage Flow on Peak Day	Purchased Power Expense <sup>1</sup>	Purchased Power (kWh) <sup>2</sup>
January	2,138	12,271,000	444,000	\$6,482	49,813
February	2,141	12,214,000	945,000	\$5,916	34,327
March	2,144	14,754,000	656,000	\$5,537	31,525
April	2,145	13,221,000	519,000	\$6,275	38,312
May	2,149	12,427,000	456,000	\$6,005	34,833
June	2,151	11,120,000	466,000	\$5,809	32,835
July	2,159	12,126,000	799,000	\$6,071	31,478
August	2,154	14,484,000	725,000	\$6,189	30,304
September	2,154	16,354,000	606,000	\$6,538	39,605
October	2,160	18,248,000	623,000	\$6,434	39,521
November	2,161	10,426,000	629,000	\$6,642	41,587
December	2,149	14,549,000	1,013,000	\$6,758	41,876
	<b>Totals</b>	<b>162,194,000</b>	<b>7,881,000</b>	<b>\$74,657</b>	<b>446,016</b>

Provide the following information as applicable per wastewater system:

Method of Effluent Disposal	Other
Groundwater Permit Number	NA
ADEQ Aquifer Protection Permit ("APP") Number	NA
ADEQ Reuse Permit Number	NA
EPA NPDES Permil Number	NA
APP Effluent Treatment Requirement (Class)?	NA
Permitted Flow Rate	NA
Permitted Organic Capacity	NA
Hydraulic Capacity	NA
Type of Biological Treatment	N/A

In the space below, list all violations within the past 12 months:

No Violations. For the months of June, July and August there were meter malfunctions. Meters were replaced.

**Note:** If you are filing for more than one system, please provide separate sheets for each system.

<sup>1</sup> Enter the total purchased power costs for the power meters associated with this system.  
<sup>2</sup> Enter the total purchased kWh used by the power meters associated with this system.

**Instructions:** Fill out the Grey Cells with the relevent information. Input 0 or none if there is nothing recorded in that account or there is no applicable information to report.

Wastewater Flows					
Month	Number of Services	Total Monthly Sewage Flow	Sewage Flow on Peak Day	Purchased Power Expense <sup>1</sup>	Purchased Power (kWh) <sup>2</sup>
January	131	12,471	NA	\$42	138
February	131	12,471	NA	\$38	96
March	135	12,852	NA	\$38	94
April	134	12,757	NA	\$40	113
May	137	13,042	NA	\$41	119
June	138	13,138	NA	\$42	130
July	135	12,852	NA	\$50	191
August	139	13,233	NA	\$60	281
September	138	13,138	NA	\$43	137
October	137	13,042	NA	\$41	119
November	134	12,757	NA	\$42	129
December	139	13,233	NA	\$42	121
<b>Totals</b>		<b>154,986</b>	<b>0</b>	<b>\$519</b>	<b>1,668</b>

Provide the following information as applicable per wastewater system:

Method of Effluent Disposal	Evaporation Ponds
Groundwater Permit Number	NA
ADEQ Aquifer Protection Permit ("APP") Number	105505
ADEQ Reuse Permit Number	NA
EPA NPDES Permil Number	NA
APP Effluent Treatment Requirement (Class)?	NA
Permitted Flow Rate	NA
Permitted Organic Capacity	NA
Hydraulic Capacity	NA
Type of Biological Treatment	N/A

In the space below, list all violations within the past 12 months:

NA

**Note:** If you are filing for more than one system, please provide separate sheets for each system.

<sup>1</sup> Enter the total purchased power costs for the power meters associated with this system.  
<sup>2</sup> Enter the total purchased kWh used by the power meters associated with this system.

**Instructions:** Fill out the Grey Cells with the relevent information. Input 0 or none if there is nothing recorded in that account or there is no applicable information to report.

**Other Wastewater System Information**

**Provide a calculation used to determine the value of one wastewater equivalent residential connection (ERC).**

Use one of the following methods:

- (a) If actual flow data are available from the preceding 12 months, divide the total annual single family residence (SFR) gallons sold by the average number of single family residence customers for the same period and divide the result by 365 days.
- (b) If no historical flow data are available, use:  
 $ERC = ( \text{Total SFR gallons treated (Omit 000)} / 365 \text{ days} / 280 \text{ gallons per day} )$

For wastewater only utilities:

Subtract all general use and other non residential customer gallons from the total gallons treated. Divide the remainder (SFR customers) by 365 days to reveal single family residence customer gallons per day.

**NOTE:** Total gallons treated includes both treated and purchased treatment.

ERC   
Method used:

What is the present system connection capacity (in ERCs \*) using existing lines?

What is the future system connection capacity (in ERCs \*) upon service area buildout?

Describe any plans and estimated completion dates for any enlargements or improvements of this system.

Replacing the casing & carrier pipe as the sewer line crosses under I-19. To be completed in Q1 of 2023.

If the utility uses reuse as a means of effluent disposal, attach a list of the reuse end users and the amount of reuse provided to each, if known.

N/A

If the utility does not engage in reuse, has a reuse feasibility study been completed?

If so, when?

NA

Liberty Utilities (Rio Rico Water and Sewer) Corp  
 Annual Report  
 Utility Shutoffs / Disconnects  
 12/31/2022

Utility Shutoffs / Disconnects	
Name of System:	Liberty Utilities (Rio Rico Water and Sewer) Corp
Wastewater Inventory Number (if applicable):	105505

Month	Termination without Notice R14-2-609.B	Termination with Notice R14-2-609.C	Other
January	0	0	0
February	0	0	0
March	0	0	0
April	0	0	0
May	0	0	0
June	0	0	0
July	0	158	0
August	0	136	0
September	0	67	0
October	0	50	0
November	0	20	0
December	0	0	0
<b>Total</b>	<b>0</b>	<b>431</b>	<b>0</b>

**Other (description):**

NA
----

**Instructions:** Fill out the Grey Cells with the relevent information. Input 0 or none if there is nothing recorded in that account or there is no applicable information to report.



Property Taxes	
----------------	--

Amount of actual property taxes paid during Calendar Year 2022 was	
--	--

	\$72,711
--	----------

If no property taxes paid, explain why.
---

NA
----

<b>Instructions:</b> Fill out the Grey Cells with the relevant information. Input 0 or none if there is nothing recorded in that account or there is no applicable information to report.
---

Liberty Utilities (Rio Rico Water and Sewer) Corp  
Annual Report  
Verification and Sworn Statement (Taxes)  
12/31/2022

**Verification and Sworn Statement (Taxes)**

Verification: State of Arizona I, the undersigned of the  
(state name)

County of (county name): Santa Cruz  
Name (owner or official) title: Crystal Greene, Secretary/Treasurer  
Company name: Liberty Utilities (Rio Rico Water and Sewer) Corp

DO SAY THAT THIS ANNUAL UTILITY PROPERTY TAX AND SALES TAX REPORT TO THE ARIZONA CORPORATION COMMISSION.

FOR THE YEAR ENDING: 12/31/2022

HAS BEEN PREPARED UNDER MY DIRECTION, FROM THE ORIGINAL BOOKS, PAPERS AND RECORDS OF SAID UTILITY; THAT I HAVE CAREFULLY EXAMINED THE SAME, AND DECLARE THE SAME TO BE A COMPLETE AND CORRECT STATEMENT OF BUSINESS AND AFFAIRS OF SAID UTILITY FOR THE PERIOD COVERED BY THIS REPORT IN RESPECT TO EACH AND EVERY MATTER AND THING SET FORTH, TO THE BEST OF MY KNOWLEDGE, INFORMATION AND BELIEF.

Sworn Statement: I HEREBY ATTEST THAT ALL PROPERTY TAXES FOR SAID COMPANY ARE CURRENT AND PAID IN FULL.

I HEREBY ATTEST THAT ALL SALES TAXES FOR SAID COMPANY ARE CURRENT AND PAID IN FULL.

Crystal Greene  
signature of owner/official

623-298-3744  
telephone no.

SUBSCRIBED AND SWORN TO BEFORE ME A NOTARY PUBLIC  
IN AND FOR THE COUNTY Maricopa

THIS 11<sup>th</sup> DAY OF April 2023  
(month) and (year)

MY COMMISSION EXPIRES April 29, 2025  
(date)

Micky chetty  
(signature of notary public)



**Verification and Sworn Statement**

**Verification:**

State of Arizona I, the undersigned of the  
(state name)  
County of (county name): Santa Cruz  
Name (owner or official) title: Crystal Greene, Secretary/Treasurer  
Company name: Liberty Utilities (Rio Rico Water and Sewer) Corp

DO SAY THAT THIS ANNUAL UTILITY PROPERTY TAX AND SALES TAX REPORT TO THE ARIZONA CORPORATION COMMISSION.

FOR THE YEAR ENDING: 12/31/2022


HAS BEEN PREPARED UNDER MY DIRECTION, FROM THE ORIGINAL BOOKS, PAPERS AND RECORDS OF SAID UTILITY; THAT I HAVE CAREFULLY EXAMINED THE SAME, AND DECLARE THE SAME TO BE A COMPLETE AND CORRECT STATEMENT OF BUSINESS AND AFFAIRS OF SAID UTILITY FOR THE PERIOD COVERED BY THIS REPORT IN RESPECT TO EACH AND EVERY MATTER AND THING SET FORTH, TO THE BEST OF MY KNOWLEDGE, INFORMATION AND BELIEF.

**Sworn Statement:** IN ACCORDANCE WITH THE REQUIREMENTS OF TITLE 40, ARTICLE 8, SECTION 40-401, ARIZONA REVISED STATUTES, IT IS HEREIN REPORTED THAT THE GROSS OPERATING REVENUE OF SAID UTILITY DERIVED FROM ARIZONA INTRASTATE UTILITY OPERATIONS DURING THE CALENDAR YEAR WAS:

Arizona Intrastate Gross Operating Revenues Only (\$)  
\$1,718,801  
(The amount in the box above includes  
\$0 in sales taxes  
billed or collected)

Crystal Greene  
signature of owner/official  
623-298-3744  
telephone no.

SUBSCRIBED AND SWORN TO BEFORE ME A NOTARY PUBLIC  
IN AND FOR THE COUNTY Maricopa  
(county name)  
THIS 11<sup>th</sup> DAY OF April 2023  
(month) and (year)  
MY COMMISSION EXPIRES April 29, 2025  
(date)



Micky Chetty  
signature of notary public

**Verification and Sworn Statement (Residential Revenue)**

**Verification:**

State of Arizona I, the undersigned of the  
(state name)

County of (county name): Santa Cruz  
Name (owner or official) title: Crystal Greene, Secretary/Treasurer  
Company name: Liberty Utilities (Rio Rico Water and Sewer) Corp

DO SAY THAT THIS ANNUAL UTILITY PROPERTY TAX AND SALES TAX REPORT TO THE ARIZONA CORPORATION COMMISSION.

FOR THE YEAR ENDING: 12/31/2022

HAS BEEN PREPARED UNDER MY DIRECTION, FROM THE ORIGINAL BOOKS, PAPERS AND RECORDS OF SAID UTILITY; THAT I HAVE CAREFULLY EXAMINED THE SAME, AND DECLARE THE SAME TO BE A COMPLETE AND CORRECT STATEMENT OF BUSINESS AND AFFAIRS OF SAID UTILITY FOR THE PERIOD COVERED BY THIS REPORT IN RESPECT TO EACH AND EVERY MATTER AND THING SET FORTH, TO THE BEST OF MY KNOWLEDGE, INFORMATION AND BELIEF.

**Sworn Statement:** IN ACCORDANCE WITH THE REQUIREMENTS OF TITLE 40, ARTICLE 8, SECTION 40-401, ARIZONA REVISED STATUTES, IT IS HEREIN REPORTED THAT THE GROSS OPERATING REVENUE OF SAID UTILITY DERIVED FROM ARIZONA INTRASTATE UTILITY OPERATIONS RECEIVED FROM RESIDENTIAL CUSTOMERS DURING THE CALENDAR YEAR WAS:

Arizona Intrastate Gross Operating Revenues Only (\$)

\$1,267,034

(The amount in the box above includes

\$0 in sales taxes  
billed or collected)

Crystal Greene  
signature of owner/official


623-298-3744  
telephone no.

SUBSCRIBED AND SWORN TO BEFORE ME A NOTARY PUBLIC  
IN AND FOR THE COUNTY

Maricopa  
(county name)

THIS 11<sup>th</sup> DAY OF April 2023  
(month) and (year)

MY COMMISSION EXPIRES April 29, 2025  
(date)



Micky Chetty  
(signature of notary public)

**Full Gross-up Method for Income Tax Statement of Certification**

**Verification:**

State of Arizona I, the undersigned of the  
(state name)

County of (county name): Santa Cruz  
Name (owner or official) title: Crystal Greene, Secretary/Treasurer  
Company name: Liberty Utilities (Rio Rico Water and Sewer) Corp

FOR THE YEAR ENDING: 12/31/2022


**Sworn Statement:** IN ACCORDANCE WITH THE REQUIREMENTS OF DECISION NO. 77084, BECAUSE THE UTILITY REQUIRES THE GROSS UP OF ADVANCES AND CONTRIBUTIONS, I HEREBY STATE THAT THE UTILITY HAS INCURRED OR IS EXPECTED TO INCUR A NET INCREASE IN CURRENT INCOME TAX EXPENSE OR A DECREASE IN DEFERRED TAX ASSET FOR A CARRY FORWARD ACCORDING TO GAAP IN AN AMOUNT EQUAL TO OR GREATER THAN THE AMOUNT OF THE REQUIRED GROSS UP PAID BY DEVELOPERS IN THE PERIOD COVERED BY THIS ANNUAL REPORT.

Crystal Greene  
signature of owner/official  
623-298-3744  
telephone no.

SUBSCRIBED AND SWORN TO BEFORE ME A NOTARY PUBLIC  
IN AND FOR THE COUNTY Maricopa  
(county name)

THIS 11<sup>th</sup> DAY OF April 2023  
(month) and (year)

MY COMMISSION EXPIRES April 29, 2025  
(date)



Micky Chetty  
(signature of notary public)