

ANNUAL REPORT

Of

Company Name: Liberty Utilities (Rio Rico Water and Sewer) Corp
14920 W. Camelback Rd.,

Mailing Address: Litchfield Park AZ
85340

Docket No.: WS-02676A
For the Year Ended: 12/31/2022

**RECEIVED
BY EMAIL
4/14/2023, 8:07 PM
ARIZONA CORPORATION COMMISSION
UTILITIES DIVISION**

WATER UTILITY

To

Arizona Corporation Commission

Due on April 15th

Email: Util-Compliance@azcc.gov, mail or deliver the completed Annual Report to:
Arizona Corporation Commission
Compliance Section - Utilities Division
1200 West Washington Street
Phoenix, Arizona 85007

Application Type: Original Filing

Application Date: 4/14/2023

ARIZONA CORPORATION COMMISSION
 WATER UTILITY ANNUAL REPORT
 Liberty Utilities (Rio Rico Water and Sewer) Corp
 A Class **B** Utility

For the Calendar Year Ended: 12/31/2022

Primary Address:

14920 W. Camelback Rd.,			
City: Litchfield Park	State: Arizona	Zip Code: 85340	

Telephone Number:

623-935-9367

Date of Original Organization of Utility:

5/18/1992

Person to whom correspondence should be addressed concerning this report:

Name:

Nick Liu

 Telephone No. :

623-298-3762

 Address:

14920 W. Camelback Rd.,			
City: Litchfield Park	State: Arizona	Zip Code: 85340	

 Email:

Nick.Liu@libertyutilities.com

Management Contact

Name:

Moses Thompson

 Telephone No. :

623-695-4342

 Address:

14920 W. Camelback Rd.,			
City: Litchfield Park	State: Arizona	Zip Code: 85340	

 Email:

Moses.Thompson@libertyutilities.com

On-Site Manager

Name:

Martin Garlant

 Telephone No. :

520-377-7655

 Address:

1225 W Frontage Rd.,			
City: Rio Rico	State: Arizona	Zip Code: 85340	

 Email:

Martin.Garlant@LibertyUtilities.com

NA

Name:

NA

 Telephone No. :

NA

 Address:

NA			
City: NA	State: Arizona	Zip Code: NA	

 Email:

NA

NA

Name:

NA

 Telephone No. :

NA

 Address:

NA			
City: NA	State: Arizona	Zip Code: NA	

 Email:

NA

Ownership:

"C" Corporation

Counties Served:

Santa Cruz

Important changes during the year	
--	--

No	For those companies not subject to the affiliated interest rules, has there been a change in ownership or direct control during the year?
	If yes, please provide specific details in the box below.
	NA

No	Has the company been notified by any other regulatory authorities during the year, that they are out of compliance?
	If yes, please provide specific details in the box below.
	NA

Utility Plant in Service (Water)							
Account No.	Description	Beginning Year Original Cost	Current Year Additions	Current Year Retirements	Adjusted Original Cost	Accumulated Depreciation	OCLD (OC less AD)
301	Organization	\$5,785	\$0	\$0	\$5,785	\$0	\$5,785
302	Franchises	417	0	0	417	0	417
303	Land and Land Rights	45,968	0	0	45,968	0	45,968
304	Structures and Improvements	3,504,655	253,358	0	3,758,013	1,747,309	2,010,704
305	Collecting & Improving Reservoirs	0	0	0	0	0	0
306	Lake, River, Canal Intakes	0	0	0	0	0	0
307	Wells and Springs	551,087	0	0	551,087	411,533	139,554
308	Infiltration Galleries	0	0	0	0	0	0
309	Supply Mains	494,515	0	0	494,515	100,819	393,696
310	Power Generation Equipment	219,360	0	0	219,360	219,360	(0)
311	Pumping Equipment	3,334,364	436,882	0	3,771,247	2,851,717	919,530
320	Water Treatment Equipment	2,079	58,230	0	60,309	1,350	58,959
320.1	Water Treatment Plants	386,278	0	0	386,278	314,386	71,892
320.2	Solution Chemical Feeders	87,826	0	0	87,826	71,061	16,765
320.3	Point-of-Use Treatment Devices	0	0	0	0	0	0
330	Distribution Reservoirs and Standpipes	0	0	0	0	0	0
330.1	Storage Tanks	690,752	0	0	690,752	339,712	351,040
330.2	Pressure Tanks	69,778	10,878	0	80,656	50,099	30,558
331	Transmission and Distribution Mains	24,515,697	531,097	0	25,046,794	14,579,146	10,467,648
333	Services	7,642,195	1,780,068	0	9,422,262	2,525,197	6,897,065
334	Meters and Meter Installations	2,955,057	501,731	0	3,456,789	1,960,964	1,495,824
335	Hydrants	667,104	28,440	0	695,544	318,681	376,862
336	Backflow Prevention Devices	15,855	0	0	15,855	12,640	3,215
339	Other Plant and Misc. Equipment	191,880	0	0	191,880	129,623	62,257
340	Office Furniture and Equipment	7,574	21,621	0	29,195	19,429	9,766
340.1	Computer & Software	233,258	11,289	0	244,547	194,443	50,104
341	Transportation Equipment	183,401	333,590	0	516,991	211,745	305,245
342	Stores Equipment	0	0	0	0	0	0
343	Tools, Shop and Garage Equipment	162,672	29,114	0	191,786	60,383	131,404
344	Laboratory Equipment	3,061	0	0	3,061	3,061	0
345	Power Operated Equipment	0	0	0	0	0	0
346	Communication Equipment	299,811	23,418	0	323,230	289,563	33,667
347	Miscellaneous Equipment	5,427	0	0	5,427	5,427	0
348	Other Tangible Plant	0	0	0	0	0	0
	Totals	\$46,275,857	\$4,019,717	\$0	\$50,295,574	\$26,417,650	\$23,877,925

Liberty Utilities (Rio Rico Water and Sewer) Corp
Annual Report
Depreciation Expense for the Current Year (Water)
12/31/2022

Depreciation Expense for the Current Year (Water)									
Account No.	Description	Beginning Year Original Cost	Current Year Additions	Current Year Retirements	Adjusted Original Cost	Fully Depreciated/Non-depreciable Plant	Depreciable Plant	Depreciation Percentages	Depreciation Expense
301	Organization	\$5,785	\$0	\$0	\$5,785	\$0	\$5,785	0.00%	\$0
302	Franchises	417	0	0	417	0	417	0.00%	0
303	Land and Land Rights	45,968	0	0	45,968	0	45,968	0.00%	0
304	Structures and Improvements	3,504,655	253,358	0	3,758,013	0	3,758,013	3.33%	120,923
305	Collecting & Improving Reservoirs	0	0	0	0	0	0	2.50%	0
306	Lake, River, Canal Intakes	0	0	0	0	0	0	2.50%	0
307	Wells and Springs	551,087	0	0	551,087	0	551,087	3.33%	18,351
308	Infiltration Galleries	0	0	0	0	0	0	6.67%	0
309	Supply Mains	494,515	0	0	494,515	0	494,515	2.00%	9,890
310	Power Generation Equipment	219,360	0	0	219,360	52,960	166,400	5.00%	8,320
311	Pumping Equipment	3,334,364	436,882	0	3,771,247	1,709,463	2,061,784	12.50%	230,418
320	Water Treatment Equipment	2,079	58,230	0	60,309	0	60,309	3.33%	1,039
320.1	Water Treatment Plants	386,278	0	0	386,278	0	386,278	3.33%	12,863
320.2	Solution Chemical Feeders	87,826	0	0	87,826	50,424	37,402	20.00%	7,480
320.3	Point-of-Use Treatment Devices	0	0	0	0	0	0	0.00%	0
330	Distribution Reservoirs and Standpipes	0	0	0	0	0	0	2.22%	0
330.1	Storage Tanks	690,752	0	0	690,752	0	690,752	2.22%	15,335
330.2	Pressure Tanks	69,778	10,878	0	80,656	0	80,656	5.00%	3,761
331	Transmission and Distribution Mains	24,515,697	531,097	0	25,046,794	0	25,046,794	2.00%	495,625
333	Services	7,642,195	1,780,068	0	9,422,262	1,303,039	8,119,223	3.33%	240,732
334	Meters and Meter Installations	2,955,057	501,731	0	3,456,789	774,572	2,682,217	8.33%	202,532
335	Hydrants	667,104	28,440	0	695,544	0	695,544	2.00%	13,626
336	Backflow Prevention Devices	15,855	0	0	15,855	0	15,855	6.67%	1,058
339	Other Plant and Misc. Equipment	191,880	0	0	191,880	0	191,880	6.67%	12,798
340	Office Furniture and Equipment	7,574	21,621	0	29,195	4,030	25,165	6.67%	957
340.1	Computer & Software	233,258	11,289	0	244,547	154,899	89,648	20.00%	16,801
341	Transportation Equipment	183,401	333,590	0	516,991	163,421	353,570	20.00%	37,355
342	Stores Equipment	0	0	0	0	0	0	4.00%	0
343	Tools, Shop and Garage Equipment	162,672	29,114	0	191,786	3,240	188,546	5.00%	9,090
344	Laboratory Equipment	3,061	0	0	3,061	3,061	0	10.00%	0
345	Power Operated Equipment	0	0	0	0	0	0	5.00%	0
346	Communication Equipment	299,811	23,418	0	323,230	209,376	113,854	10.00%	10,214
347	Miscellaneous Equipment	5,427	0	0	5,427	5,427	0	10.00%	0
348	Other Tangible Plant	0	0	0	0	0	0	10.00%	0
	Subtotal	\$46,275,857	\$4,019,717	\$0	\$50,295,574	\$4,433,912	\$45,861,662		\$1,469,169

Contribution(s) in Aid of Construction (Gross)	\$21,058,353
Less: Non Amortizable Contribution(s)	0
Fully Amortized Contribution(s)	0
Amortizable Contribution(s)	\$21,058,353
Times: Proposed Amortization Rate	3.20%
Amortization of CIAC	\$674,600

Less: Amortization of CIAC \$674,600

DEPRECIATION EXPENSE \$794,569

Liberty Utilities (Rio Rico Water and Sewer) Corp
Annual Report
Balance Sheet Assets
12/31/2022

Balance Sheet Assets				
	Assets		Balance at Beginning of Year (2022)	Balance at End of Year (2022)
Account No.	Current and Accrued Assets			
131	Cash		(15,209)	52,670
134	Working Funds		0	0
135	Temporary Cash Investments		0	0
141	Customer Accounts Receivable		521,498	493,065
142	Other Accounts Receivable		0	252,759
143	Accumulated Provision for Uncollectable Accounts		(77,965)	(90,849)
146	Notes Receivable from Associated Companies		0	0
151	Plant Material and Supplies		0	0
162	Prepayments		2,250	2,250
173	Accrued Utility Revenue		309,326	391,281
174	Miscellaneous Current and Accrued Assets		0	0
	Total Current and Accrued Assets		739,900	1,101,176
	Deferred Debits			
186.1	Deferred Rate Case Expense		394	1,803
186.2	Other Deferred Debits		0	0
	Total Deferred Debits		394	1,803
Account No.	Fixed Assets			
101	Utility Plant in Service*		46,275,857	50,295,574
103	Property Held for Future Use		0	0
105	Construction Work in Progress		2,331,565	652,130
108	Accumulated Depreciation (enter as negative)*		(24,928,201)	(26,417,650)
121	Non-Utility Property		2,283,857	2,277,860
122	Accumulated Depreciation - Non Utility		(1,316,163)	(1,372,097)
	Total Fixed Assets		24,646,915	25,435,817
	Total Assets		25,387,209	26,538,796

*Note these items feed automatically from AR3 UPIS Page 4

Liberty Utilities (Rio Rico Water and Sewer) Corp
Annual Report
Balance Sheet Liabilities and Owners Equity

Balance Sheet Liabilities and Owners Equity				
	Liabilities		Balance at Beginning of Year (2022)	Balance at End of Year (2022)
Account No.	Current Liabilities			
231	Accounts Payable		\$520	\$520
232	Notes Payable (Current Portion)		0	0
234	Notes Payable to Associated Companies		(1,826,449)	(987,527)
235	Customer Deposits		523,685	611,424
236	Accrued Taxes		7,614	(20)
237	Accrued Interest		0	0
242	Miscellaneous Current and Accrued Liabilities		2,692,131	1,807,369
	Total Current Liabilities		\$1,397,501	\$1,431,765
	Long Term Debt			
224	Long Term Debt (Notes and Bonds)		\$0	\$0
	Deferred Credits			
251	Unamortized Premium on Debt		\$0	\$0
252	Advances in Aid of Construction		1,298,634	1,318,917
253	Other Deferred Credits		239,463	1,190,029
255	Accumulated Deferred Investment Tax Credits		(4,651)	(6,201)
271	Contributions in Aid of Construction		21,058,353	21,058,353
272	Less: Amortization of Contributions		(14,853,159)	(15,511,634)
281	Accumulated Deferred Income Tax		2,635,418	2,819,448
	Total Deferred Credits		\$10,374,058	\$10,868,912
	Total Liabilities		\$11,771,560	\$12,300,677
	Capital Accounts			
201	Common Stock Issued		\$0	\$0
211	Other Paid-In Capital		7,204,954	7,146,580
215	Retained Earnings		6,410,695	7,091,539
218	Proprietary Capital (Sole Props and Partnerships)		0	0
	Total Capital		\$13,615,648	\$14,238,119
	Total Liabilities and Capital		\$25,387,208	\$26,538,796

Note: Total liabilities and Capital must match total assets for the beginning and end of the year!

Liberty Utilities (Rio Rico Water and Sewer) Corp
Annual Report
Water Comparative Income Statement
12/31/2022

Water Comparative Income Statement			
Account No.	Calendar Year	Current Year 01/01/2022 - 12/31/2022	Last Year 01/01/2021 - 12/31/2021
	Operating Revenue		
461	Metered Water Revenue	\$3,926,843	\$3,920,912
460	Unmetered Water Revenue	0	0
462	Fire Protection Revenue	3,111	3,093
469	Guaranteed Revenues (Surcharges)	0	0
471	Miscellaneous Service Revenues	119,049	92,806
474	Other Water Revenue	0	0
	Total Revenues	\$4,049,003	\$4,016,811
	Operating Expenses		
601	Salaries and Wages	\$0	\$0
604	Employee Pensions and Benefits	0	0
610	Purchased Water	10,125	10,826
615	Purchased Power	423,430	375,738
616	Fuel for Power Production	0	0
618	Chemicals	25,542	15,207
620	Materials and Supplies	23,489	16,712
620.1	Repairs and Maintenance	0	0
620.2	Office Supplies and Expense	43,026	33,720
630	Contractual Services	0	0
631	Contractual Services - Engineering	0	0
632	Contractual Services - Accounting	32,741	20,812
633	Contractual Services - Legal	66,000	7,635
634	Contractual Services - Management Fees	1,162,077	1,094,684
635	Contractual Services - Water Testing	36,814	10,959
636	Contractual Services - Other	305,111	272,711
640	Rents	0	0
641	Rental of Building/Real Property	9,887	25,619
642	Rental of Equipment	16,569	3,262
650	Transportation Expenses	58,043	43,039
657	Insurance - General Liability	49,231	35,615
657.1	Insurance - Health and Life	0	0
665	Regulatory Commission Expense - Rate	0	0
667	Regulatory Commission Expense - Other	13,342	9,535
670	Bad Debt Expense	9,247	35,804
675	Miscellaneous Expense	83,627	78,940
403	Depreciation Expense (From Schedule AR4)	794,569	660,771
408	Taxes Other Than Income	0	0
408.11	Property Taxes	218,133	237,174
409	Income Taxes	203,306	276,458
427.1	Customer Security Deposit Interest	0	0
	Total Operating Expenses	\$3,584,307	\$3,265,220
	Operating Income / (Loss)	\$464,697	\$751,591
	Other Income / (Expense)		
419	Interest and Dividend Income	\$0	\$0
420	AFUDC Revenue	\$219	\$0
421	Non-Utility Income	0	0
426	Miscellaneous Non-Utility (Expense)	(28,747)	(71,693)
427	Interest (Expense)	(1,039)	(14,785)
433	Extraordinary Income	0	0
434	Extraordinary Deductions	0	0
	Total Other Income / (Expense)	(\$29,567)	(\$86,478)
	Net Income / (Loss)	\$435,130	\$665,113

Liberty Utilities (Rio Rico Water and Sewer) Corp
 Annual Report
 Full time equivalent employees
 12/31/2022

Full time equivalent employees

	Direct Company	Allocated	Outside service	Total
President	0.1	0.0	0.0	0.1
Vice-president	0.1	0.0	0.0	0.1
Manager	0.0	0.0	0.0	0.0
Engineering Staff	1.2	0.0	0.0	1.2
System Operator(s)	6.9	0.0	0.0	6.9
Meter reader	0.0	0.0	0.0	0.0
Customer Service	1.9	0.1	0.0	2.0
Accounting	0.0	1.1	0.0	1.1
Business Office	0.0	0.0	0.0	0.0
Rates Department	0.2	0.0	0.0	0.3
Administrative Staff	0.5	0.4	0.0	0.8
Other	0.0	0.0	0.0	0.0
Total	10.8	1.6	0.0	12.4

Liberty Utilities (Rio Rico Water and Sewer) Corp
 Annual Report
 Supplemental Financial Data (Long-Term Debt)
 12/31/2022

Supplemental Financial Data (Long-Term Debt)				
	Loan #1	Loan #2	Loan #3	Loan #4
Date Issued	NA	NA	NA	NA
Source of Loan	NA	NA	NA	NA
ACC Decision No.	NA	NA	NA	NA
Reason for Loan	NA	NA	NA	NA
Dollar Amt. Issued	NA	NA	NA	NA
Amount Outstanding	NA	NA	NA	NA
Date of Maturity	NA	NA	NA	NA
Interest Rate	NA	NA	NA	NA
Current Year Interest	NA	NA	NA	NA
Current Year Principal	NA	NA	NA	NA

Meter Deposit Balance at Test Year End:	\$606,706
---	-----------

Meter Deposits Refunded During the Test Year:	\$33,743
---	----------

List all bonds, notes, loans, and other types of indebtedness in which the proceeds were used in the provision of public utility service. Indebtedness incurred for personal uses by the owner of the utility should not be listed. Input 0 or none if there is nothing to report for that cell.

Well and Water Usage

Name of the System: RIO RICO UTILITIES INC.												
ADEQ Public Water System Number: AZ0412011												
ADWR PCC Number: 91-000595.0000												
Well registry 55# (55-XXXXXX):	Pump Horsepower	Pump Yield (gpm)	Casing Depth (feet)	Casing Diameter (inches)	Pump Motor Type **	Year Drilled	Water level 2010	Water level 2020	Meter Size (inches)	How measured:	Active	
55-502579	200	1,100	650	16	turbine	1983	Unknown	Unknown	8	Metered	Yes	
55-619359	75	625	250	10	submersible	1985	Unknown	Unknown	6	Metered	Yes	
55-604302	20	0	unk	16	none	1972	Unknown	Unknown	2	N/A	no	
55-604364	75	625	251	10	submersible	1968	Unknown	Unknown	6	Metered	Yes	
55-604363	75	650	603	12	submersible	1970	Unknown	Unknown	8	Metered	Yes	
55-604366	20	0	unk	10	none	1967	Unknown	Unknown	2	N/A	no	
55-587292	200	975	605	16	turbine	2003	Unknown	Unknown	10	Metered	Yes	
55-206176	250	1,300	650	16	turbine	2005	Unknown	Unknown	10	Metered	Yes	
NA	NA	NA	NA	NA	NA	NA	NA	NA	NA	NA	NA	
NA	NA	NA	NA	NA	NA	NA	NA	NA	NA	NA	NA	
NA	NA	NA	NA	NA	NA	NA	NA	NA	NA	NA	NA	
NA	NA	NA	NA	NA	NA	NA	NA	NA	NA	NA	NA	
NA	NA	NA	NA	NA	NA	NA	NA	NA	NA	NA	NA	
NA	NA	NA	NA	NA	NA	NA	NA	NA	NA	NA	NA	
NA	NA	NA	NA	NA	NA	NA	NA	NA	NA	NA	NA	
NA	NA	NA	NA	NA	NA	NA	NA	NA	NA	NA	NA	
NA	NA	NA	NA	NA	NA	NA	NA	NA	NA	NA	NA	

Name of system water delivered to: RIO RICO UTILITIES INC.	
ADWR PCC Number: 91-000595.0000	
Source of water delivered to another system	NA
Name of system water received from: NA	
ADWR PCC Number: #N/A	
Source of water received	NA
Well registry 55# (55-XXXXXX):	NA

Month	Water withdrawn (gallons) ¹	Water sold (gallons) ²	Water delivered (sold) to other systems (gallons) ³	Water received (purchased) from other systems (gallons) ⁴	Estimated authorized use (gallons) ⁵	Purchased Power Expense ⁶	Purchased Power (kWh) ⁷
January	49,676,000.00	48,342,000.00	0.00	0.00	659,000.00	\$18,099	123,609
February	48,705,000.00	45,421,000.00	0.00	0.00	708,000.00	22,416	147,896
March	63,345,000.00	45,087,000.00	0.00	0.00	669,000.00	18,656	103,446
April	69,215,000.00	53,761,000.00	0.00	0.00	778,000.00	22,842	157,501
May	79,931,000.00	55,766,000.00	0.00	0.00	1,161,000.00	22,163	142,399
June	81,947,000.00	66,640,000.00	0.00	0.00	1,543,000.00	24,909	169,144
July	67,308,000.00	66,512,000.00	0.00	0.00	1,290,000.00	24,878	170,414
August	49,519,000.00	54,587,000.00	0.00	0.00	927,000.00	21,631	129,895
September	49,433,000.00	57,304,000.00	0.00	0.00	994,000.00	22,386	150,808
October	71,058,000.00	52,538,000.00	0.00	0.00	1,261,000.00	21,130	119,192
November	67,692,000.00	48,640,000.00	0.00	0.00	966,000.00	21,609	135,733
December	61,540,000.00	47,588,000.00	0.00	0.00	966,000.00	21,791	135,987
Totals	759,369,000.00	642,186,000.00	0.00	0.00	11,922,000.00	262,510.00	1,686,024.00

If applicable, in the space below please provide a description for all un-metered water use along with amounts:
 Authorized use includes water used for construction, dust control and compaction, flushing and tank overflows, fire department use.

¹ Water withdrawn - Total gallons of water withdrawn from pumped sources.
² Water sold - Total gallons from customer meters, and other sales such as construction water.
³ Water delivered (sold) to other systems - Total gallons of water delivered to other systems.
⁴ Water received (purchased) from other systems - Total gallons of water purchased/received from other systems.
⁵ Estimated authorized use - Total estimated gallons from authorized metered or unmetered use. Authorized uses such as flushing (mains, services and hydrants) draining/cleaning tanks, process, construction, fire fighting, etc. Non-authorized use (real losses) are service line breaks and leaks, water main breaks, meter inaccuracies and theft.
⁶ Enter the total purchased power costs for the power meters associated with this system.
⁷ Enter the total purchased kWh used by the power meters associated with this system.

Water Utility Plant Description	
Name of the System:	RIO RICO UTILITIES INC.
ADEQ Public Water System Number:	AZ0412011
ADWR PCC Number:	91-000595.0000

MAINS		
Sizes (inches)	Material	Length (feet)
2.00	NA	NA
3.00	NA	NA
4.00	NA	NA
5.00	NA	NA
6.00	DIP	8,418
8.00	NA	NA
10.00	NA	15
12.00	NA	NA
NA	NA	NA
4" and under	Various	325,458
Over 4"	Various	1,478,264
NA	NA	NA
NA	NA	NA
NA	NA	NA

CUSTOMER METERS			
Size (inches)	Quantity	Percent over 1,000,000 gallons	Percent over 10 years old
5/8 X 3/4	7,230	Unknown	Unknown
0.75	8	Unknown	Unknown
1	95	Unknown	Unknown
1.5	19	Unknown	Unknown
Compound 2	57	Unknown	Unknown
Turbine 2	0	Unknown	Unknown
Compound 3	6	Unknown	Unknown
Turbine 3	0	Unknown	Unknown
Compound 4	3	Unknown	Unknown
Turbine 5	0	Unknown	Unknown
Compound 6	2	Unknown	Unknown
Turbine 6	NA	Unknown	Unknown
6+	NA	Unknown	Unknown
NA	NA	Unknown	Unknown
NA	NA	Unknown	Unknown
NA	NA	Unknown	Unknown
NA	NA	Unknown	Unknown

SERVICE LINES			
Material	Percent of system	Year installed	
Copper	10%	Unknown	Unknown
Black poly	90%	Unknown	Unknown
NA	NA	NA	NA
NA	NA	NA	NA
NA	NA	NA	NA

BOOSTER PUMPS		
Horsepower	GPM	Quantity
3	various	2
7.5	various	9
10	various	3
15	various	10
20	various	8
25	various	13
30	various	8
40	various	2

FIRE HYDRANTS	
Type	Quantity
Standard *	315
Other	0

STORAGE TANKS				
Capacity (gallons)	Material	Quantity	Year installed	
1,000	Steel	1	Unknown	Unknown
0.640	Steel	1	Unknown	Unknown
0.200	Steel	1	Unknown	Unknown
0.150	Steel	1	Unknown	Unknown
0.100	Steel	1	Unknown	Unknown
0.010	Steel	4	Unknown	Unknown
NA	NA	NA	NA	NA

PRESSURE/BLADDER TANKS				
Capacity (gallons)	Material	Quantity	Year installed	
5,000	Steel	16	Unknown	Unknown
2,000	Steel	9	Unknown	Unknown
1,500	Steel	3	Unknown	Unknown
132	Steel	2	Unknown	Unknown
90	Steel	1	Unknown	Unknown
53	Steel	1	Unknown	Unknown
34	Steel	4	Unknown	Unknown

* A standard fire hydrant has two 2.5 inch hose connection nozzles with 7.5 threads per inch, and one 4.5 inch pumper connection nozzle with 4 threads per inch.

Water Utility Plant Description (Continued)
--

For the following three items, list the utility owned assets in each category for each system.

TREATMENT EQUIPMENT:	Sodium Hypochlorite System at each well site.
-----------------------------	---

STRUCTURES:	(2) 20 x 20 wooden sheds, (6) 8 x 8 chlorination buildings at wells.
--------------------	--

OTHER:	NA
---------------	----

Provide a calculation used to determine the value of one water equivalent residential connection (ERC).

Use one of the following methods:

- (a) If actual flow data are available from the preceding 12 months, divide the total annual single family residence (SFR) gallons sold by the average number of single family residence customers for the same period and divide the result by 365
- (b) If no historical flow data are available, use:
 $ERC = (\text{Total SFR gallons sold (Omit 000)} / 365 \text{ days} / 350 \text{ gallons per day})$

ERC	246
Method used:	(a)

Customer and Other Information	
Name of the System:	RIO RICO UTILITIES INC.
ADEQ Public Water System Number:	AZ0412011
ADWR PCC Number:	91-000595.0000

Month	Number of Customers				
	Single-Family	Multi-Family	Commercial	Turf/Irrigation	Other Non-Residential
January	6,977	0	239	0	47
February	7,019	0	240	0	47
March	7,024	0	238	0	48
April	7,045	0	237	0	50
May	7,105	0	245	0	48
June	7,181	0	268	0	48
July	7,181	0	248	0	59
August	7,213	0	245	0	50
September	7,160	0	243	0	48
October	7,189	0	248	0	48
November	7,202	0	240	0	48
December	7,187	0	243	0	48

If the system has fire hydrants, what is the fire flow requirements? GPM for hrs.

Does the system have chlorination treatment?

Does the Company have an ADWR Gallons Per Capita Per Day (GPCPD) requirement?
 If yes, provide the GPCPD amount:

Is the Water Utility located in an ADWR Active Management Area (AMA)?
 If yes, which AMA?

What is the present system connection capacity (in ERCs *) using existing lines?

What is the future system connection capacity (in ERCs *) upon service area buildout?

Describe any plans and estimated completion dates for any enlargements or improvements of this system.

* an ERC is based on the calculation on the bottom of AR9 page 12.

Liberty Utilities (Rio Rico Water and Sewer) Corp
Annual Report
 Utility Shutoffs / Disconnects
 12/31/2022

Utility Shutoffs / Disconnects	
Name of the System:	RIO RICO UTILITIES INC.
ADEQ Public Water System Number:	AZ0412011
ADWR PCC Number:	91-000595.0000

Month	Termination without Notice R14-2-410.B	Termination with Notice R14-2-410.C	Other
January	0	0	0
February	0	0	0
March	0	0	0
April	0	0	0
May	0	0	0
June	0	0	0
July	0	158	0
August	0	136	0
September	0	67	0
October	0	50	0
November	0	20	0
December	0	0	0
Total	0	431	0

Other (description): NA

Instructions: Fill out the Grey Cells with the relevent information. Input 0 or none if there is nothing recorded in that account or there is no applicable information to report.

Property Taxes	
----------------	--

Amount of actual property taxes paid during Calendar Year 2022 was	
--	--

	\$218,133
--	-----------

If no property taxes paid, explain why.

NA

Instructions: Fill out the Grey Cells with the relevant information. Input 0 or none if there is nothing recorded in that account or there is no applicable information to report.

Verification and Sworn Statement (Taxes)

Verification: State of Arizona I, the undersigned of the
(state name)

County of (county name): Santa Cruz
Name (owner or official) title: Crystal Greene, Secretary/Treasurer
Company name: Liberty Utilities (Rio Rico Water and Sewer) Corp

DO SAY THAT THIS ANNUAL UTILITY PROPERTY TAX AND SALES TAX REPORT TO THE ARIZONA CORPORATION COMMISSION.

FOR THE YEAR ENDING: 12/31/2022

HAS BEEN PREPARED UNDER MY DIRECTION, FROM THE ORIGINAL BOOKS, PAPERS AND RECORDS OF SAID UTILITY; THAT I HAVE CAREFULLY EXAMINED THE SAME, AND DECLARE THE SAME TO BE A COMPLETE AND CORRECT STATEMENT OF BUSINESS AND AFFAIRS OF SAID UTILITY FOR THE PERIOD COVERED BY THIS REPORT IN RESPECT TO EACH AND EVERY MATTER AND THING SET FORTH, TO THE BEST OF MY KNOWLEDGE, INFORMATION AND BELIEF.

Sworn Statement: I HEREBY ATTEST THAT ALL PROPERTY TAXES FOR SAID COMPANY ARE CURRENT AND PAID IN FULL.

I HEREBY ATTEST THAT ALL SALES TAXES FOR SAID COMPANY ARE CURRENT AND PAID IN FULL.


Crystal Greene
signature of owner/official

623-298-3744
telephone no.

SUBSCRIBED AND SWORN TO BEFORE ME A NOTARY PUBLIC
IN AND FOR THE COUNTY

THIS 11th DAY OF April 2023
(month) and (year)

MY COMMISSION EXPIRES April 29, 2025
(date)



Micky Chetty
(signature of notary public)

Verification and Sworn Statement

Verification:

State of Arizona I, the undersigned of the
(state name)
County of (county name): Santa Cruz
Name (owner or official) title: Crystal Greene, Secretary/Treasurer
Company name: Liberty Utilities (Rio Rico Water and Sewer) Corp

DO SAY THAT THIS ANNUAL UTILITY PROPERTY TAX AND SALES TAX REPORT TO THE ARIZONA CORPORATION COMMISSION.

FOR THE YEAR ENDING: 12/31/2022


HAS BEEN PREPARED UNDER MY DIRECTION, FROM THE ORIGINAL BOOKS, PAPERS AND RECORDS OF SAID UTILITY; THAT I HAVE CAREFULLY EXAMINED THE SAME, AND DECLARE THE SAME TO BE A COMPLETE AND CORRECT STATEMENT OF BUSINESS AND AFFAIRS OF SAID UTILITY FOR THE PERIOD COVERED BY THIS REPORT IN RESPECT TO EACH AND EVERY MATTER AND THING SET FORTH, TO THE BEST OF MY KNOWLEDGE, INFORMATION AND BELIEF.

Sworn Statement: IN ACCORDANCE WITH THE REQUIREMENTS OF TITLE 40, ARTICLE 8, SECTION 40-401, ARIZONA REVISED STATUTES, IT IS HEREIN REPORTED THAT THE GROSS OPERATING REVENUE OF SAID UTILITY DERIVED FROM ARIZONA INTRASTATE UTILITY OPERATIONS DURING THE CALENDAR YEAR WAS:

Arizona Intrastate Gross Operating Revenues Only (\$)
\$4,049,003
(The amount in the box above includes
\$260,849 in sales taxes
billed or collected)

Crystal Greene
signature of owner/official
623-298-3744
telephone no.

SUBSCRIBED AND SWORN TO BEFORE ME A NOTARY PUBLIC
IN AND FOR THE COUNTY Maricopa
(county name)
THIS 11th DAY OF April 2023
(month) and (year)
MY COMMISSION EXPIRES April 29, 2025
(date)



Micky Chetty
(signature of notary public)

Verification and Sworn Statement (Residential Revenue)

Verification:

State of Arizona I, the undersigned of the
(state name)

County of (county name): Santa Cruz
Name (owner or official) title: Crystal Greene, Secretary/Treasurer
Company name: Liberty Utilities (Rio Rico Water and Sewer) Corp

DO SAY THAT THIS ANNUAL UTILITY PROPERTY TAX AND SALES TAX REPORT TO THE ARIZONA CORPORATION COMMISSION.

FOR THE YEAR ENDING: 12/31/2022

HAS BEEN PREPARED UNDER MY DIRECTION, FROM THE ORIGINAL BOOKS, PAPERS AND RECORDS OF SAID UTILITY; THAT I HAVE CAREFULLY EXAMINED THE SAME, AND DECLARE THE SAME TO BE A COMPLETE AND CORRECT STATEMENT OF BUSINESS AND AFFAIRS OF SAID UTILITY FOR THE PERIOD COVERED BY THIS REPORT IN RESPECT TO EACH AND EVERY MATTER AND THING SET FORTH, TO THE BEST OF MY KNOWLEDGE, INFORMATION AND BELIEF.

Sworn Statement: **IN ACCORDANCE WITH THE REQUIREMENTS OF TITLE 40, ARTICLE 8, SECTION 40-401, ARIZONA REVISED STATUTES, IT IS HEREIN REPORTED THAT THE GROSS OPERATING REVENUE OF SAID UTILITY DERIVED FROM ARIZONA INTRASTATE UTILITY OPERATIONS RECEIVED FROM RESIDENTIAL CUSTOMERS DURING THE CALENDAR YEAR WAS:**

Arizona Intrastate Gross Operating Revenues Only (\$)

\$3,207,347
(The amount in the box above includes
\$260,849 in sales taxes
billed or collected)

Crystal Greene
signature of owner/official


623-298-3744
telephone no.

SUBSCRIBED AND SWORN TO BEFORE ME A NOTARY PUBLIC
IN AND FOR THE COUNTY Maricopa
(county name)

THIS 11th DAY OF April 2023
(month) and (year)

MY COMMISSION EXPIRES April 29, 2025
(date)

Micky Chetty
(signature of notary public)



Liberty Utilities (Rio Rico Water and Sewer) Corp
Annual Report
Full Gross-up Method for Income Tax Statement of Certification
12/31/2022

Full Gross-up Method for Income Tax Statement of Certification

Verification:

State of Arizona I, the undersigned of the
(state name)

County of (county name): Santa Cruz
Name (owner or official) title: Crystal Greene, Secretary/Treasurer
Company name: Liberty Utilities (Rio Rico Water and Sewer) Corp

FOR THE YEAR ENDING: 12/31/2022

Sworn Statement:

IN ACCORDANCE WITH THE REQUIREMENTS OF DECISION NO. 77084, BECAUSE THE UTILITY REQUIRES THE GROSS UP OF ADVANCES AND CONTRIBUTIONS, I HEREBY STATE THAT THE UTILITY HAS INCURRED OR IS EXPECTED TO INCUR A NET INCREASE IN CURRENT INCOME TAX EXPENSE OR A DECREASE IN DEFERRED TAX ASSET FOR A CARRY FORWARD ACCORDING TO GAAP IN AN AMOUNT EQUAL TO OR GREATER THAN THE AMOUNT OF THE REQUIRED GROSS UP PAID BY DEVELOPERS IN THE PERIOD COVERED BY THIS ANNUAL REPORT.

Crystal Greene
signature of owner/official

623-298-3744
telephone no.

SUBSCRIBED AND SWORN TO BEFORE ME A NOTARY PUBLIC
IN AND FOR THE COUNTY

Maricopa
(county name)

THIS 11th DAY OF April 2023
(month) and (year)

MY COMMISSION EXPIRES April 29, 2025
(date)



Micky chetty
(signature of notary public)