

ANNUAL REPORT

Of

Company Name: Liberty Utilities (Rio Rico Water and Sewer) Corp
14920 W. Camelback Rd.,

Mailing Address: Litchfield Park AZ
85340

Docket No.: WS-02676A
For the Year Ended: 12/31/21

**RECEIVED
BY EMAIL
8/03/2022, 5:21 AM
ARIZONA CORPORATION COMMISSION
UTILITIES DIVISION**

WASTEWATER UTILITY

To

Arizona Corporation Commission

Due on April 15th

Email: Util-Compliance@azcc.gov, mail or deliver the completed Annual Report to:
Arizona Corporation Commission
Compliance Section - Utilities Division
1200 West Washington Street
Phoenix, Arizona 85007

Application Type: Original Filing
Application Date: 7/29/2022

ARIZONA CORPORATION COMMISSION
 WASTEWATER UTILITY ANNUAL REPORT
 Liberty Utilities (Rio Rico Water and Sewer) Corp
 A Class Utility

For the Calendar Year Ended: 12/31/21

Primary Address:
 City: State: Zip Code:

Telephone Number:

Date of Original Organization of Utility:

Person to whom correspondence should be addressed concerning this report:

Name:
 Telephone No. :
 Address:
 City: State: Zip Code:
 Email:

Management Contact

Name:
 Telephone No. :
 Address:
 City: State: Zip Code:
 Email:

On-Site Manager

Name:
 Telephone No. :
 Address:
 City: State: Zip Code:
 Email:

NA

Name:
 Telephone No. :
 Address:
 City: State: Zip Code:
 Email:

NA

Name:
 Telephone No. :
 Address:
 City: State: Zip Code:
 Email:

Ownership:

Counties Served:

Important changes during the year

No	For those companies not subject to the affiliated interest rules, has there been a change in ownership or direct control during the year?
	If yes, please provide specific details in the box below.
	NA

No	Has the company been notified by any other regulatory authorities during the year, that they are out of compliance?
	If yes, please provide specific details in the box below.
	NA

Utility Plant in Service (Wastewater)							
Account No.	Description	Beginning Year Original Cost	Current Year Additions	Current Year Retirements	Adjusted Original Cost	Accumulated Depreciation	OCLD (OC less AD)
351	Organization	\$5,785	\$0	\$0	\$5,785	\$0	\$5,785
352	Franchises	417	0	0	417	0	417
353	Land and Land Rights	7,545	0	0	7,545	0	7,545
354	Structures and Improvements	399,051	5,968	0	405,019	103,104	301,915
355	Power Generation Equipment	0	0	0	0	0	0
360	Collections Wastewater - Force	676,345	628,106	0	1,304,451	134,441	1,170,010
361	Collections Wastewater - Gravity	6,751,745	394,874	0	7,146,619	3,898,426	3,248,193
362	Special Collecting Structures	0	0	0	0	0	0
363	Services to Customers	1,333,646	3,410	0	1,337,056	913,576	423,480
364	Flow Measuring Devices	65,412	0	0	65,412	65,412	0
365	Flow Measuring Installations	0	0	0	0	0	0
366	Reuse Services	0	0	0	0	0	0
367	Reuse Meters & Meter Installations	0	0	0	0	0	0
370	Receiving Wells	867,120	0	0	867,120	614,086	253,034
371	Pumping Equipment	983,741	94,147	0	1,077,888	644,479	433,409
374	Reuse Distribution Reservoirs	0	0	0	0	0	0
375	Reuse Trans. And Distr. Equipment	0	0	0	0	0	0
380	Treatment and Disposal Equipment	3,415,896	0	0	3,415,896	2,245,281	1,170,615
381	Plant Sewers	15,362	0	0	15,362	7,575	7,787
382	Outfall Sewer Lines	0	0	0	0	0	0
389	Other Plant and Misc. Equipment	57,171	0	0	57,171	57,171	0
390	Office Furniture and Equipment	110,868	0	0	110,868	103,435	7,433
390.1	Computer & Software	68,001	29,386	0	97,387	58,905	38,482
391	Transportation Equipment	6,322	0	0	6,322	6,322	(0)
392	Stores Equipment	0	0	0	0	0	0
393	Tools, Shop and Garage Equipment	34,412	29,923	0	64,335	7,606	56,729
394	Laboratory Equipment	3,921	0	0	3,921	2,943	978
395	Power Operated Equipment	29,949	0	0	29,949	9,734	20,215
396	Communication Equipment	16,997	1,069	0	18,066	4,394	13,672
397	Miscellaneous Equipment	0	0	0	0	0	0
398	Other Tangible Plant	79,019	0	0	79,019	8,889	70,130
	Totals	\$14,928,725	\$1,186,883	\$0	\$16,115,608	\$8,885,780	\$7,229,828

Instructions: Fill out the Grey Cells with the relevant information. Input 0 or none if there is nothing recorded in that account or there is no applicable information to report.

Liberty Utilities (Rio Rico Water and Sewer) Corp
Annual Report
Depreciation Expense for the Current Year (Wastewater)
12/31/21

Depreciation Expense for the Current Year (Wastewater)								
Account No.	Description	Beginning Year Original Cost	Current Year Additions	Current Year Retirements	Adjusted Original Cost	Fully Depreciated/Non-depreciable Plant	Depreciation Percentages	Depreciation Expense
351	Organization	\$5,785	\$0	\$0	\$5,785	\$0	0.00%	\$0
352	Franchises	417	0	0	417	0	0.00%	0
353	Land and Land Rights	7,545	0	0	7,545	0	0.00%	0
354	Structures and Improvements	399,051	5,968	0	405,019	0	3.33%	13,388
355	Power Generation Equipment	0	0	0	0	0	5.00%	0
360	Collections Wastewater - Force	676,345	628,106	0	1,304,451	0	2.00%	19,808
361	Collections Wastewater - Gravity	6,751,745	394,874	0	7,146,619	0	2.00%	138,984
362	Special Collecting Structures	0	0	0	0	0	2.00%	0
363	Services to Customers	1,333,646	3,410	0	1,337,056	0	2.00%	26,707
364	Flow Measuring Devices	65,412	0	0	65,412	65,412	10.00%	0
365	Flow Measuring Installations	0	0	0	0	0	2.00%	0
366	Reuse Services	0	0	0	0	0	8.33%	0
367	Reuse Meters & Meter Installations	0	0	0	0	0	3.33%	0
370	Receiving Wells	867,120	0	0	867,120	0	3.33%	28,875
371	Pumping Equipment	983,741	94,147	0	1,077,888	136,302	12.50%	111,814
374	Reuse Distribution Reservoirs	0	0	0	0	0	2.50%	0
375	Reuse Trans. And Distr. Equipment	0	0	0	0	0	2.50%	0
380	Treatment and Disposal Equipment	3,415,896	0	0	3,415,896	972,878	4.73%	115,433
381	Plant Sewers	15,362	0	0	15,362	0	5.00%	768
382	Outfall Sewer Lines	0	0	0	0	0	3.33%	0
389	Other Plant and Misc. Equipment	57,171	0	0	57,171	57,170	6.67%	0
390	Office Furniture and Equipment	110,868	0	0	110,868	0	6.67%	7,395
390.1	Computer & Software	68,001	29,386	0	97,387	35,200	20.00%	9,499
391	Transportation Equipment	6,322	0	0	6,322	6,322	20.00%	0
392	Stores Equipment	0	0	0	0	0	4.00%	0
393	Tools, Shop and Garage Equipment	34,412	29,923	0	64,335	245	5.00%	2,456
394	Laboratory Equipment	3,921	0	0	3,921	0	10.00%	392
395	Power Operated Equipment	29,949	0	0	29,949	0	5.00%	1,497
396	Communication Equipment	16,997	1,069	0	18,066	122	10.00%	1,741
397	Miscellaneous Equipment	0	0	0	0	4	10.00%	(0)
398	Other Tangible Plant	79,019	0	0	79,019	3,913	4.00%	3,004
	Subtotal	\$14,928,725	\$1,186,883	\$0	\$16,115,608	\$1,277,568		\$481,761

Contribution(s) in Aid of Construction (Gross)	\$5,575,588
Less: Non Amortizable Contribution(s)	0
Fully Amortized Contribution(s)	
Amortizable Contribution(s)	\$5,575,588
Times: Proposed Amortization Rate	3.25%
Amortization of CIAC	\$181,028

Less: Amortization of CIAC

DEPRECIATION EXPENSE

Instructions: Fill out the Grey Cells with the relevent information. Input 0 or none if there is nothing recorded in that account or there is no applicable information to report.

Liberty Utilities (Rio Rico Water and Sewer) Corp
Annual Report
Balance Sheet Assets
12/31/21

Balance Sheet Assets				
	Assets		Balance at Beginning of Year (2021)	Balance at End of Year (2021)
Account No.	Current and Accrued Assets			
131	Cash		(\$4,037)	(\$6,294)
132	Special Deposits		0	0
135	Temporary Cash Investments		0	0
141	Customer Accounts Receivable		186,404	215,807
142	Other Accounts Receivable		0	0
143	Accumulated Provision for Uncollectable Accounts		(10,442)	(32,263)
146	Notes Receivable from Associated Companies		0	755,823
151	Plant Material and Supplies		0	0
162	Prepayments		1,762	0
173	Accrued Utility Revenue		102,545	119,429
174	Miscellaneous Current and Accrued Assets		669,929	
	Total Current and Accrued Assets		\$946,161	\$1,052,502
	Deferred Debits			
186.1	Deferred Rate Case Expense		\$9,056	\$0
	Total Deferred Debits		\$9,056	\$0
	Fixed Assets			
101	Utility Plant in Service*		\$14,928,724	\$16,115,608
103	Property Held for Future Use		0	
105	Construction Work in Progress		1,194,949	949,589
108	Accumulated Depreciation (enter as negative)*		(8,404,096)	(8,885,780)
121	Non-Utility Property		714,976	717,798
122	Accumulated Depreciation - Non Utility		(359,872)	(389,447)
	Total Fixed Assets		\$8,074,681	\$8,507,768
	Total Assets		\$9,029,898	\$9,560,270

Instructions: Fill out the Grey Cells with the relevant information. Input 0 or none if there is nothing recorded in that account or there is no applicable information to report.

Note these items feed automatically from the adjusted end of year balance from AR4.

Liberty Utilities (Rio Rico Water and Sewer) Corp
Annual Report
Balance Sheet Liabilities and Owners Equity

Balance Sheet Liabilities and Owners Equity				
	Liabilities		Balance at Beginning of Year (2021)	Balance at End of Year (2021)
Account No.	Current Liabilities			
231	Accounts Payable		\$555	\$0
232	Notes Payable (Current Portion)		0	0
234	Notes Payable to Associated Companies		864,948	
235	Customer Deposits		145,382	0
236	Accrued Taxes		0	0
237	Accrued Interest		0	0
241	Miscellaneous Current and Accrued Liabilities		39,268	578,103
253	Other Deferred Credits		9,956	4,500
	Total Current Liabilities		\$1,060,109	\$582,603
	Long Term Debt			
224	Long Term Debt (Notes and Bonds)		\$0	
	Total Long Term Debt		\$0	\$0
	Deferred Credits			
252	Advances in Aid of Construction		\$68,597	\$83,597
255	Accumulated Deferred Investment Tax Credits		10,852	10,852
271	Contributions in Aid of Construction		5,580,588	5,580,588
272	Less: Amortization of Contributions		(3,877,581)	(4,046,390)
281	Accumulated Deferred Income Tax		659,369	1,090,591
	Total Deferred Credits		\$2,441,825	\$2,719,239
	Total Liabilities		\$3,501,934	\$3,301,842
	Capital Accounts			
201	Common Stock Issued		\$0	0
211	Other Paid-In Capital		2,478,466	2,981,562
215	Retained Earnings		3,049,497	3,276,866
218	Proprietary Capital (Sole Props and Partnerships)		0	0
	Total Capital		\$5,527,964	\$6,258,427
	Total Liabilities and Capital		\$9,029,898	\$9,560,270

Instructions: Fill out the Grey Cells with the relevant information. Input 0 or none if there is nothing recorded in that account or there is no applicable information to report.

Note: Total liabilities and Capital must match total assets for the beginning and end of the year!

Liberty Utilities (Rio Rico Water and Sewer) Corp
Annual Report
Wastewater Comparative Income Statement
12/31/21

Wastewater Comparative Income Statement			
Account No.	Calendar Year	Current Year	Last Year
		01/01/2021 - 12/31/2021	01/01/2020 - 12/31/2020
	Operating Revenue		
521	Flat Rate Revenues	\$1,433,214	\$1,400,917
522	Measured Revenues	227,937	202,317
534	Rents from Wastewater Property	0	0
536	Other Wastewater Revenues	1,090	605
	Total Revenues	\$1,662,241	\$1,603,839
	Operating Expenses		
701	Salaries and Wages	\$0	\$0
704	Employee Pensions and Benefits	0	0
710	Purchased Wastewater Treatment	121,514	113,254
711	Sludge Removal Expense		0
715	Purchased Power	72,407	63,936
716	Fuel for Power Production		0
718	Chemicals	73	1,910
720	Materials and Supplies	846	6,981
720.1	Repairs and Maintenance		0
720.2	Office Supplies and Expense		0
721	Office Expense		0
731	Contractual Services -Engineering		0
732	Contractual Services - Accounting	2,490	0
733	Contractual Services - Legal	1,629	813
734	Contractual Services - Management Fees	314,452	208,926
735	Contractual Services - Testing	0	375
736	Contractual Services - Other	5,723	67,375
740	Rents - Building	7,894	0
742	Rents - Equipment	0	0
750	Transportation Expenses	17,222	11,447
757	Insurance - General Liability	8,517	5,676
758	Insurance - Worker's Compensation		0
759	Insurance - Other	2,279	0
760	Advertising Expense		0
766	Regulatory Commission Expense - Rate Case		0
767	Regulatory Commission Expense - Other	2,500	0
770	Bad Debt Expense	35,367	8,785
775	Miscellaneous Expense	12,818	21,024
403	Depreciation Expense (From Schedule AR4)	300,733	274,367
408	Taxes Other Than Income		0
408.11	Property Taxes	79,053	78,011
408.12	Payroll Taxes		0
409	Income Taxes	114,404	126,483
	Total Operating Expenses	\$1,099,921	\$989,362
	Operating Income / (Loss)	\$562,320	\$614,477
	Other Income / (Expense)		
414	Gain (Loss) on Dispositions		
419	Interest and Dividend Income		
421	Non-Utility Income		
426	Miscellaneous Non-Utility (Expense)	(4,659)	
427	Interest (Expense)		
	Total Other Income / (Expense)	(\$4,659)	\$0
	Net Income / (Loss)	\$557,661	\$614,477

Instructions: Fill out the Grey Cells with the relevant information. Input 0 or none if there is nothing recorded in that account or there is no applicable information to report.

Liberty Utilities (Rio Rico Water and Sewer) Corp
 Annual Report
 Full time equivalent employees
 12/31/21

Full time equivalent employees

	Direct Company	Allocated	Outside service	Total
President	0.0	0.0	0.0	0.0
Vice-president	0.0	0.0	0.0	0.0
Manager	0.0	0.0	0.0	0.0
Engineering Staff	0.4	0.0	0.0	0.4
System Operator(s)	2.1	0.0	0.0	2.1
Customer Service	0.6	0.0	0.0	0.6
Accounting	0.0	0.3	0.0	0.3
Business Office	0.0	0.0	0.0	0.0
Rates Department	0.1	0.0	0.0	0.1
Administrative Staff	0.1	0.0	0.0	0.2
Other	0.0	0.0	0.0	0.0
Total	3.4	0.4	0.0	3.7

Instructions: Fill out the Grey Cells with the relevant information. Input 0 or none if there is nothing recorded in that account or there is no applicable information to report. A full-time employee is based on 2080 total hours per year. Please calculate partial employees using 2080 hours.

Supplemental Financial Data (Long-Term Debt)				
	Loan #1	Loan #2	Loan #3	Loan #4
Date Issued	NA	NA	NA	NA
Source of Loan	NA	NA	NA	NA
ACC Decision No.	NA	NA	NA	NA
Reason for Loan	NA	NA	NA	NA
Dollar Amt. Issued	NA	NA	NA	NA
Amount Outstanding	NA	NA	NA	NA
Date of Maturity	NA	NA	NA	NA
Interest Rate	NA	NA	NA	NA
Current Year Interest	NA	NA	NA	NA
Current Year Principal	NA	NA	NA	NA

Meter Deposit Balance at Test Year End:	\$0
---	-----

Meter Deposits Refunded During the Test Year:	\$0
---	-----

List all bonds, notes, loans, and other types of indebtedness in which the proceeds were used in the provision of public utility service. Indebtedness incurred for personal uses by the owner of the utility should not be listed. Input 0 or none if there is nothing to report for that cell.

Wastewater Utility Plant Description

Name of System:	Liberty Utilities (Rio Rico Water and Sewer) Corp
Wastewater Inventory Number (if applicable):	105505
Type of Treatment	Anaerobic Lagoon
Design Capacity of Plant (Gallons per day)	Villas 12 .050 MGD, Villas 13 .050 MGD

LIFT STATION FACILITIES					
Location	Quantity of Pumps	Horsepower Per Pump	Rated Capacity Per Pump (GPM)	Wet Well Capacity (gals)	Year Constructed
Lift Station #1	2	88	725	32313	2003
Lift Station #2	2	47	500	9000	1997
Lift Station #3	2	47	500	9000	1997
Lift Station #4	2	15	175	8000	1982
Lift Station #5	2	3	27	1608	1999
NA	NA	NA	NA	NA	NA
NA	NA	NA	NA	NA	NA
NA	NA	NA	NA	NA	NA
NA	NA	NA	NA	NA	NA
NA	NA	NA	NA	NA	NA
NA	NA	NA	NA	NA	NA
NA	NA	NA	NA	NA	NA
NA	NA	NA	NA	NA	NA
NA	NA	NA	NA	NA	NA
NA	NA	NA	NA	NA	NA
NA	NA	NA	NA	NA	NA
NA	NA	NA	NA	NA	NA
NA	NA	NA	NA	NA	NA

FORCE MAINS		
Size	Material	Length (Feet)
2 inch	PVC/DIP/ACP	2,002
6 inch	PVC/DIP/ACP	5,645
8 inch	PVC/DIP/ACP	30,092
NA	NA	NA
NA	NA	NA
NA	NA	NA
NA	NA	NA
NA	NA	NA
NA	NA	NA
NA	NA	NA

MANHOLES	
Type	Quantity
Standard	535
Drop	15

CLEANOUTS
Quantity
132
NA
NA
NA

Note: If you are filing for more than one system, please provide separate sheets for each system.

Instructions: Fill out the Grey Cells with the relevent information. Input 0 or none if there is nothing recorded in that account or there is no applicable information to report. Copy and paste this sheet as many times as is necessary.

Wastewater Utility Plant Description (Continued)					
GRAVITY MAINS			SERVICES/LATERALS		
Sizes (inches)	Material	Length (feet)	Size (inches)	Material	Quantity
4	PVC/DIP/ACP	2,054	4	Various	2,057
6	PVC/DIP/ACP	8,528	6	Various	147
8	PVC/DIP/ACP	181,265	8	PVC	10
10	PVC/DIP/ACP	8,787	NA	NA	NA
12	PVC/DIP/ACP	20,761			
14	PVC/DIP/ACP	762			
16	PVC/DIP/ACP	1,078			
NA	NA	NA			
NA	NA	NA			
NA	NA	NA			
NA	NA	NA			
NA	NA	NA			
NA	NA	NA			
NA	NA	NA			
NA	NA	NA			
NA	NA	NA			

For the following five items, list the utility owned assets in each category for each system.

SOLIDS PROCESSING AND HANDLING FACILITIES	None
DISINFECTION EQUIPMENT (Chlorinator, Ultra-Violet, Etc.)	None
FILTRATION EQUIPMENT (Rapid Sand, Slow Sand, Activated Carbon, Etc.)	None
STRUCTURES (Buildings, Fences, Etc.)	(2) Wooden Storage Shed (20' x 20').
Other (Laboratory Equipment, Tools, Vehicles, Standby, Power Generators, Etc.)	Mobile Generator - 150 KW Diesel Powered, (2) Diesel Powered 4" solids handling pump

Note: If you are filing for more than one system, please provide separate sheets for each system.

Instructions: Fill out the Grey Cells with the relevant information. Input 0 or none if there is nothing recorded in that account or there is no applicable information to report. Copy and paste this sheet as many times as is necessary.

Liberty Utilities (Rio Rico Water and Sewer) Corp
 Annual Report
 Wastewater Flows
 12/31/21

Wastewater Flows					
Month	Number of Services	Total Monthly Sewage Flow (Gallons)	Sewage Flow on Peak Day	Purchased Power Expense ¹	Purchased Power (kWh) ²
January	2,149	11,406,000	390,000	\$6,300	40,485
February	2,149	11,384,000	382,000	\$6,028	35,612
March	2,152	10,512,000	387,000	\$6,263	37,523
April	2,152	11,285,000	392,000	\$6,363	41,899
May	2,152	11,385,000	399,000	\$6,710	42,433
June	2,154	11,913,000	400,000	\$5,758	39,040
July	2,157	11,819,000	405,000	\$4,748	29,788
August	2,157	11,854,000	413,000	\$5,314	28,965
September	2,158	11,968,000	408,000	\$5,312	32,372
October	2,159	12,253,000	416,000	\$5,609	39,240
November	2,159	11,919,000	492,000	\$6,149	45,089
December	2,159	10,970,000	463,000	\$6,436	49,728
Totals		138,668,000	4,947,000	\$70,990	462,173

Provide the following information as applicable per wastewater system:

Method of Effluent Disposal	Other
Groundwater Permit Number	NA
ADEQ Aquifer Protection Permit ("APP") Number	NA
ADEQ Reuse Permit Number	NA
EPA NPDES Permil Number	NA
APP Effluent Treatment Requirement (Class)?	NA
Permitted Flow Rate	NA
Permitted Organic Capacity	NA
Hydraulic Capacity	NA
Type of Biological Treatment	N/A

In the space below, list all violations within the past 12 months:

No Violations. For the months of June, July and August there were meter malfunctions. Meters were replaced.

Note: If you are filing for more than one system, please provide separate sheets for each system.

¹ Enter the total purchased power costs for the power meters associated with this system.

² Enter the total purchased kWh used by the power meters associated with this system.

Instructions: Fill out the Grey Cells with the relevent information. Input 0 or none if there is nothing recorded in that account or there is no applicable information to report.

Wastewater Flows					
Month	Number of Services	Total Monthly Sewage Flow	Sewage Flow on Peak Day	Purchased Power Expense ¹	Purchased Power (kWh) ²
January	133	12,662	NA	\$40	125
February	124	11,805	NA	\$37	92
March	134	12,757	NA	\$36	83
April	129	12,281	NA	\$37	99
May	128	12,186	NA	\$39	113
June	132	12,566	NA	\$38	114
July	132	12,566	NA	\$38	108
August	133	12,662	NA	\$40	125
September	134	12,757	NA	\$41	132
October	132	12,566	NA	\$40	120
November	132	12,566	NA	\$41	129
December	132	12,566	NA	\$28	128
Totals		149,940	0	\$454	1,368

Provide the following information as applicable per wastewater system:

Method of Effluent Disposal	Evaporation Ponds
Groundwater Permit Number	NA
ADEQ Aquifer Protection Permit ("APP") Number	105505
ADEQ Reuse Permit Number	NA
EPA NPDES Permil Number	NA
APP Effluent Treatment Requirement (Class)?	NA
Permitted Flow Rate	NA
Permitted Organic Capacity	NA
Hydraulic Capacity	NA
Type of Biological Treatment	N/A

In the space below, list all violations within the past 12 months:

NA

Note: If you are filing for more than one system, please provide separate sheets for each system.

¹ Enter the total purchased power costs for the power meters associated with this system.
² Enter the total purchased kWh used by the power meters associated with this system.

Instructions: Fill out the Grey Cells with the relevent information. Input 0 or none if there is nothing recorded in that account or there is no applicable information to report.

Other Wastewater System Information

Provide a calculation used to determine the value of one wastewater equivalent residential connection (ERC).

Use one of the following methods:

- (a) If actual flow data are available from the preceding 12 months, divide the total annual single family residence (SFR) gallons sold by the average number of single family residence customers for the same period and divide the result by 365 days.
- (b) If no historical flow data are available, use:
$$\text{ERC} = (\text{Total SFR gallons treated (Omit 000)} / 365 \text{ days} / 280 \text{ gallons per day})$$

For wastewater only utilities:

Subtract all general use and other non residential customer gallons from the total gallons treated. Divide the remainder (SFR customers) by 365 days to reveal single family residence customer gallons per day.

NOTE: Total gallons treated includes both treated and purchased treatment.

ERC
Method used:

What is the present system connection capacity (in ERCs *) using existing lines?

What is the future system connection capacity (in ERCs *) upon service area buildout?

Describe any plans and estimated completion dates for any enlargements or improvements of this system.

Replacing the casing & carrier pipe as the sewer line crosses under I-19. To be completed in Q4 of 2022.

If the utility uses reuse as a means of effluent disposal, attach a list of the reuse end users and the amount of reuse provided to each, if known.

N/A

If the utility does not engage in reuse, has a reuse feasibility study been completed?

If so, when?

NA

Liberty Utilities (Rio Rico Water and Sewer) Corp
 Annual Report
 Utility Shutoffs / Disconnects
 12/31/21

Utility Shutoffs / Disconnects	
Name of System:	Liberty Utilities (Rio Rico Water and Sewer) Corp
Wastewater Inventory Number (if applicable):	105505

Month	Termination without Notice R14-2-609.B	Termination with Notice R14-2-609.C	Other
January	0	0	0
February	0	0	0
March	0	0	0
April	0	0	0
May	0	0	0
June	0	0	0
July	0	0	0
August	0	0	0
September	0	0	0
October	0	0	0
November	0	0	0
December	0	0	0
Total	0	0	0

Other (description):

NA

Instructions: Fill out the Grey Cells with the relevent information. Input 0 or none if there is nothing recorded in that account or there is no applicable information to report.

Property Taxes	
-----------------------	--

Amount of actual property taxes paid during Calendar Year 2021 was	\$79,053
--	----------

If no property taxes paid, explain why.

N/A

Instructions: Fill out the Grey Cells with the relevant information. Input 0 or none if there is nothing recorded in that account or there is no applicable information to report.

Liberty Utilities (Rio Rico Water and Sewer) Corp
Annual Report
Verification and Sworn Statement (Taxes)
12/31/21

Verification and Sworn Statement (Taxes)

Verification: State of Arizona I, the undersigned of the
(state name)

County of (county name): Maricopa
Name (owner or official) title: Crystal Greene
Company name: Liberty Utilities (Rio Rico Water and Sewer) Corp

DO SAY THAT THIS ANNUAL UTILITY PROPERTY TAX AND SALES TAX REPORT TO THE ARIZONA CORPORATION COMMISSION.

FOR THE YEAR ENDING: 12/31/21

HAS BEEN PREPARED UNDER MY DIRECTION, FROM THE ORIGINAL BOOKS, PAPERS AND RECORDS OF SAID UTILITY; THAT I HAVE CAREFULLY EXAMINED THE SAME, AND DECLARE THE SAME TO BE A COMPLETE AND CORRECT STATEMENT OF BUSINESS AND AFFAIRS OF SAID UTILITY FOR THE PERIOD COVERED BY THIS REPORT IN RESPECT TO EACH AND EVERY MATTER AND THING SET FORTH, TO THE BEST OF MY KNOWLEDGE, INFORMATION AND BELIEF.

Sworn Statement: I HEREBY ATTEST THAT ALL PROPERTY TAXES FOR SAID COMPANY ARE CURRENT AND PAID IN FULL.

I HEREBY ATTEST THAT ALL SALES TAXES FOR SAID COMPANY ARE CURRENT AND PAID IN FULL.


Crystal Greene
signature of owner/official
623 298-3739
telephone no.

SUBSCRIBED AND SWORN TO BEFORE ME A NOTARY PUBLIC
IN AND FOR THE COUNTY

THIS 12th DAY OF April 2022
(month) and (year)

MY COMMISSION EXPIRES April 13, 2022
(date)

Virginia P. Covarrubias
(signature of notary public)



Verification and Sworn Statement

Verification:

State of Arizona I, the undersigned of the
(state name)
County of (county name): Maricopa
Name (owner or official) title:
Company name: Liberty Utilities (Rio Rico Water and Sewer) Corp

DO SAY THAT THIS ANNUAL UTILITY PROPERTY TAX AND SALES TAX REPORT TO THE ARIZONA CORPORATION COMMISSION.

FOR THE YEAR ENDING: 12/31/21

HAS BEEN PREPARED UNDER MY DIRECTION, FROM THE ORIGINAL BOOKS, PAPERS AND RECORDS OF SAID UTILITY; THAT I HAVE CAREFULLY EXAMINED THE SAME, AND DECLARE THE SAME TO BE A COMPLETE AND CORRECT STATEMENT OF BUSINESS AND AFFAIRS OF SAID UTILITY FOR THE PERIOD COVERED BY THIS REPORT IN RESPECT TO EACH AND EVERY MATTER AND THING SET FORTH, TO THE BEST OF MY KNOWLEDGE, INFORMATION AND BELIEF.

Sworn Statement: IN ACCORDANCE WITH THE REQUIREMENTS OF TITLE 40, ARTICLE 8, SECTION 40-401, ARIZONA REVISED STATUTES, IT IS HEREIN REPORTED THAT THE GROSS OPERATING REVENUE OF SAID UTILITY DERIVED FROM ARIZONA INTRASTATE UTILITY OPERATIONS DURING THE CALENDAR YEAR WAS:

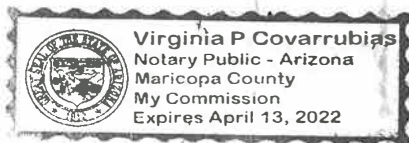
Arizona Intrastate Gross Operating Revenues Only (\$)
\$1,662,241
(The amount in the box above includes
\$0 in sales taxes
billed or collected)

Crystal Greene
signature of owner/official
623-298-8729
telephone no.

SUBSCRIBED AND SWORN TO BEFORE ME A NOTARY PUBLIC
IN AND FOR THE COUNTY

THIS 12TH DAY OF April 2022
(month) and (year)

MY COMMISSION EXPIRES April 13, 2022
(date)



Virginia P. Covarrubias
(signature of notary public)

Verification and Sworn Statement (Residential Revenue)

Verification:

State of Arizona I, the undersigned of the
(state name)

County of (county name): Maricopa
Name (owner or official) title: _____
Company name: Liberty Utilities (Rio Rico Water and Sewer) Corp

DO SAY THAT THIS ANNUAL UTILITY PROPERTY TAX AND SALES TAX REPORT TO THE ARIZONA CORPORATION COMMISSION.

FOR THE YEAR ENDING: 12/31/21

HAS BEEN PREPARED UNDER MY DIRECTION, FROM THE ORIGINAL BOOKS, PAPERS AND RECORDS OF SAID UTILITY; THAT I HAVE CAREFULLY EXAMINED THE SAME, AND DECLARE THE SAME TO BE A COMPLETE AND CORRECT STATEMENT OF BUSINESS AND AFFAIRS OF SAID UTILITY FOR THE PERIOD COVERED BY THIS REPORT IN RESPECT TO EACH AND EVERY MATTER AND THING SET FORTH, TO THE BEST OF MY KNOWLEDGE, INFORMATION AND BELIEF.

Sworn Statement: IN ACCORDANCE WITH THE REQUIREMENTS OF TITLE 40, ARTICLE 8, SECTION 40-401, ARIZONA REVISED STATUTES, IT IS HEREIN REPORTED THAT THE GROSS OPERATING REVENUE OF SAID UTILITY DERIVED FROM ARIZONA INTRASTATE UTILITY OPERATIONS RECEIVED FROM RESIDENTIAL CUSTOMERS DURING THE CALENDAR YEAR WAS:

Arizona Intrastate Gross Operating Revenues Only (\$)

\$1,269,007

(The amount in the box above includes

\$0 in sales taxes

billed or collected)

Crystal Greene
signature of owner/official

623-298-3729

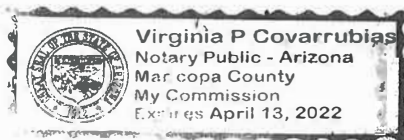
telephone no.

SUBSCRIBED AND SWORN TO BEFORE ME A NOTARY PUBLIC
IN AND FOR THE COUNTY

Maricopa
(county name)

THIS 12th DAY OF April 2022
(month) and (year)

MY COMMISSION EXPIRES April 13, 2022
(date)



Virginia P. Covarrubias
(signature of notary public)

for Income Tax Statement of Certification

Verification:

State of Arizona, I, the undersigned of the
(state name)

County of (county name): Maricopa
Name (owner or official) title: _____
Company name: Liberty Utilities (Rio Rico Water and Sewer) Corp

FOR THE YEAR ENDING: 12/31/21

Sworn Statement: IN ACCORDANCE WITH THE REQUIREMENTS OF DECISION NO. 77084, BECAUSE THE UTILITY REQUIRES THE GROSS UP OF ADVANCES AND CONTRIBUTIONS, I HEREBY STATE THAT THE UTILITY A NET INCREASE IN CURRENT INCOME TAX EXPENSE OR A DECREASE IN DEFERRED TAX ASSET FOR A CARRY FORWARD ACCORDING TO GAAP IN AN AMOUNT EQUAL TO OR GREATER THAN THE AMOUNT OF THE REQUIRED GROSS UP PAID BY DEVELOPERS IN THE PERIOD COVERED BY THIS ANNUAL REPORT.

Crystal Greene
signature of owner/official
623-298-3739
telephone no.

SUBSCRIBED AND SWORN TO BEFORE ME A NOTARY PUBLIC
IN AND FOR THE COUNTY Maricopa
(county name)

THIS 12th DAY OF April 2022
(month) and (year)

MY COMMISSION EXPIRES April 13, 2022
(date)

Virginia P. Covarrubias
(signature of notary public)

