

RECEIVED

BY EMAIL

11/30/2021, 12:00 PM

ARIZONA CORPORATION COMMISSION

UTILITIES DIVISION

**ANNUAL REPORT**

Of

Company Name: Liberty Utilities (Rio Rico Water and Sewer) Corp

14920 W. Camelback Rd.,

Mailing Address: Litchfield Park AZ  
85340

Docket No.: WS-02676A

For the Year Ended: 12/31/20

**WATER UTILITY**

To

Arizona Corporation Commission

**Due on April 15th**

Email: Util-Compliance@azcc.gov, mail or deliver the completed Annual Report to:

Arizona Corporation Commission  
Compliance Section - Utilities Division  
1200 West Washington Street  
Phoenix, Arizona 85007

Application Type: Original Filing

Application Date: 11/30/2021

ARIZONA CORPORATION COMMISSION  
 WATER UTILITY ANNUAL REPORT  
 Liberty Utilities (Rio Rico Water and Sewer) Corp  
 A Class **B** Utility

For the Calendar Year Ended: 12/31/20

Primary Address: 

14920 W. Camelback Rd.,			
City:	Litchfield Park	State:	Arizona
		Zip Code:	85340

Telephone Number: 

623-935-9367
--------------

Date of Original Organization of Utility: 

5/18/1992
-----------

Person to whom correspondence should be addressed concerning this report:

Name: 

Cherishe Barbee
-----------------

  
 Telephone No. : 

623-687-7320
--------------

  
 Address: 

14920 W. Camelback Rd.,			
City:	Litchfield Park	State:	Arizona
		Zip Code:	85340

  
 Email: 

Cherishe.Barbee@LibertyUtilities.com
--------------------------------------

**Management Contact**

Name: 

Matthew Garlick
-----------------

  
 Telephone No. : 

623-298-3763
--------------

  
 Address: 

14920 W. Camelback Rd.,			
City:	Litchfield Park	State:	Arizona
		Zip Code:	85340

  
 Email: 

Matthew.Garlick@LibertyUtilities.com
--------------------------------------

**On-Site Manager**

Name: 

Martin Garlant
----------------

  
 Telephone No. : 

520-377-7655
--------------

  
 Address: 

1225 W Frontage Rd.			
City:	Rio Rico	State:	Arizona
		Zip Code:	85340

  
 Email: 

Martin.Garlant@LibertyUtilities.com
-------------------------------------

**NA**

Name: 

NA
----

  
 Telephone No. : 

NA
----

  
 Address: 

NA			
City:	NA	State:	Arizona
		Zip Code:	NA

  
 Email: 

NA
----

**NA**

Name: 

NA
----

  
 Telephone No. : 

NA
----

  
 Address: 

NA			
City:	NA	State:	Arizona
		Zip Code:	NA

  
 Email: 

NA
----

Ownership: 

"C" Corporation
-----------------

Counties Served: 

Santa Cruz
------------

**Important changes during the year**

No	For those companies not subject to the affiliated interest rules, has there been a change in ownership or direct control during the year?
	If yes, please provide specific details in the box below.
	NA

No	Has the company been notified by any other regulatory authorities during the year, that they are out of compliance?
	If yes, please provide specific details in the box below.
	NA

Utility Plant in Service (Water)							
Account No.	Description	Beginning Year Original Cost	Current Year Additions	Current Year Retirements	Adjusted Original Cost	Accumulated Depreciation	OCLD (OC less AD)
301	Organization	\$5,785	\$0	\$0	\$5,785	\$0	\$5,785
302	Franchises	417	0	0	417	0	417
303	Land and Land Rights	45,968	0	0	45,968	0	45,968
304	Structures and Improvements	3,486,372	6,416	0	3,492,788	1,509,879	1,982,909
305	Collecting & Improving Reservoirs	0	0	0	0	0	0
306	Lake, River, Canal Intakes	0	0	0	0	0	0
307	Wells and Springs	549,813	0	0	549,813	374,852	174,961
308	Infiltration Galleries	0	0	0	0	0	0
309	Supply Mains	266,236	228,279	0	494,515	81,038	413,477
310	Power Generation Equipment	219,360	0	0	219,360	200,072	19,288
311	Pumping Equipment	2,909,602	227,262	0	3,136,864	2,591,280	545,584
320	Water Treatment Equipment	2,079	0	0	2,079	242	1,837
320.1	Water Treatment Plants	371,788	3,566	0	375,354	288,842	86,512
320.2	Solution Chemical Feeders	68,240	7,068	0	75,309	51,888	23,421
320.3	Point-of-Use Treatment Devices	0	0	0	0	0	0
330	Distribution Reservoirs and Standpipes	0	0	0	0	0	0
330.1	Storage Tanks	690,752	0	0	690,752	309,042	381,710
330.2	Pressure Tanks	69,778	0	0	69,778	42,849	26,929
331	Transmission and Distribution Mains	23,866,857	404,616	0	24,271,473	13,595,650	10,675,823
333	Services	5,962,655	886,324	0	6,848,978	2,130,949	4,718,029
334	Meters and Meter Installations	2,661,910	153,015	0	2,814,925	1,648,393	1,166,531
335	Hydrants	645,528	16,491	0	662,019	291,764	370,255
336	Backflow Prevention Devices	15,855	0	0	15,855	10,525	5,330
339	Other Plant and Misc. Equipment	123,778	68,102	0	191,880	104,026	87,854
340	Office Furniture and Equipment	1,254	872	0	2,126	626	1,500
340.1	Computer & Software	180,737	20,845	0	201,582	161,328	40,254
341	Transportation Equipment	175,859	7,542	0	183,401	183,401	0
342	Stores Equipment	0	0	0	0	0	0
343	Tools, Shop and Garage Equipment	101,202	39,583	0	140,785	40,861	99,924
344	Laboratory Equipment	3,061	0	0	3,061	3,061	0
345	Power Operated Equipment	0	0	0	0	0	0
346	Communication Equipment	299,811	0	0	299,811	269,424	30,386
347	Miscellaneous Equipment	5,427	0	0	5,427	5,072	356
348	Other Tangible Plant	0	0	0	0	0	0
	<b>Totals</b>	<b>\$42,730,124</b>	<b>\$2,069,981</b>	<b>\$0</b>	<b>\$44,800,106</b>	<b>\$23,895,064</b>	<b>\$20,905,041</b>

Liberty Utilities (Rio Rico Water and Sewer) Corp  
Annual Report  
Depreciation Expense for the Current Year (Water)  
12/31/20

Depreciation Expense for the Current Year (Water)									
Account No.	Description	Beginning Year Original Cost	Current Year Additions	Current Year Retirements	Adjusted Original Cost	Fully Depreciated/Non-depreciable Plant	Depreciable Plant	Depreciation Percentages	Depreciation Expense
301	Organization	\$5,785	\$0	\$0	\$5,785	\$0	\$5,785	0.00%	\$0
302	Franchises	417	0	0	417	0	417	0.00%	0
303	Land and Land Rights	45,968	0	0	45,968	0	45,968	0.00%	0
304	Structures and Improvements	3,486,372	6,416	0	3,492,788	0	3,492,788	3.33%	116,203
305	Collecting & Improving Reservoirs	0	0	0	0	0	0	2.50%	0
306	Lake, River, Canal Intakes	0	0	0	0	0	0	2.50%	0
307	Wells and Springs	549,813	0	0	549,813	0	549,813	3.33%	18,309
308	Infiltration Galleries	0	0	0	0	0	0	6.67%	0
309	Supply Mains	266,236	228,279	0	494,515	0	494,515	2.00%	7,608
310	Power Generation Equipment	219,360	0	0	219,360	0	219,360	5.00%	10,968
311	Pumping Equipment	2,909,602	227,262	0	3,136,864	1,458,227	1,678,637	12.50%	195,626
320	Water Treatment Equipment	2,079	0	0	2,079	0	2,079	3.33%	69
320.1	Water Treatment Plants	371,788	3,566	0	375,354	0	375,354	3.33%	12,440
320.2	Solution Chemical Feeders	68,240	7,068	0	75,309	0	75,309	20.00%	14,355
320.3	Point-of-Use Treatment Devices	0	0	0	0	0	0	0.00%	0
330	Distribution Reservoirs and Standpipes	0	0	0	0	0	0	2.22%	0
330.1	Storage Tanks	690,752	0	0	690,752	0	690,752	2.22%	15,335
330.2	Pressure Tanks	69,778	0	0	69,778	0	69,778	5.00%	3,489
331	Transmission and Distribution Mains	23,866,857	404,616	0	24,271,473	0	24,271,473	2.00%	481,383
333	Services	5,962,655	886,324	0	6,848,978	1,303,039	5,545,940	3.33%	169,922
334	Meters and Meter Installations	2,661,910	153,015	0	2,814,925	774,572	2,040,353	8.33%	163,588
335	Hydrants	645,528	16,491	0	662,019	0	662,019	2.00%	13,075
336	Backflow Prevention Devices	15,855	0	0	15,855	0	15,855	6.67%	1,058
339	Other Plant and Misc. Equipment	123,778	68,102	0	191,880		191,880	6.67%	10,527
340	Office Furniture and Equipment	1,254	872	0	2,126	(4,450)	6,576	6.67%	410
340.1	Computer & Software	180,737	20,845	0	201,582	154,900	46,682	20.00%	7,252
341	Transportation Equipment	175,859	7,542	0	183,401	141,853	41,548	20.00%	7,555
342	Stores Equipment	0	0	0	0	0	0	4.00%	0
343	Tools, Shop and Garage Equipment	101,202	39,583	0	140,785	(12,445)	153,230	5.00%	6,672
344	Laboratory Equipment	3,061	0	0	3,061	3,060	1	10.00%	0
345	Power Operated Equipment	0	0	0	0	0	0	5.00%	0
346	Communication Equipment	299,811	0	0	299,811	205,250	94,561	10.00%	9,456
347	Miscellaneous Equipment	5,427	0	0	5,427		5,427	10.00%	543
348	Other Tangible Plant	0	0	0	0	0	0	0.00%	0
	<b>Subtotal</b>	<b>\$42,730,124</b>	<b>\$2,069,981</b>	<b>\$0</b>	<b>\$44,800,106</b>	<b>\$4,024,006</b>	<b>\$40,776,100</b>		<b>\$1,265,843</b>

Contribution(s) in Aid of Construction (Gross)	\$20,676,215
Less: Non Amortizable Contribution(s)	
Fully Amortized Contribution(s)	
Amortizable Contribution(s)	<b>\$20,676,215</b>
Times: Proposed Amortization Rate	3.10%
<b>Amortization of CIAC</b>	<b>\$641,867</b>

Less: Amortization of CIAC **\$641,867**

**DEPRECIATION EXPENSE \$623,976**

Liberty Utilities (Rio Rico Water and Sewer) Corp  
Annual Report  
Balance Sheet Assets  
12/31/20

<b>Balance Sheet Assets</b>				
	<b>Assets</b>		Balance at Beginning of Year (2020)	Balance at End of Year (2020)
Account No.	<b>Current and Accrued Assets</b>			
131	Cash		\$22,184	(\$9,897)
134	Working Funds		0	0
135	Temporary Cash Investments		0	0
141	Customer Accounts Receivable		292,908	457,010
142	Other Accounts Receivable		0	0
143	Accumulated Provision for Uncollectable Accounts		(2,080)	(25,600)
146	Notes Receivable from Associated Companies		0	0
151	Plant Material and Supplies		0	0
162	Prepayments		2,250	4,320
173	Accrued Utility Revenue		0	0
174	Miscellaneous Current and Accrued Assets		304,993	241,620
	<b>Total Current and Accrued Assets</b>		<b>\$620,255</b>	<b>\$667,453</b>
	<b>Deferred Debits</b>			
186.1	Deferred Rate Case Expense		\$43,076	\$34,158
186.2	Other Deferred Debits		26,893	0
	<b>Total Deferred Debits</b>		<b>\$69,969</b>	<b>\$34,158</b>
Account No.	<b>Fixed Assets</b>			
101	Utility Plant in Service*		\$40,844,739	\$44,800,106
103	Property Held for Future Use		0	0
105	Construction Work in Progress		2,167,623	2,138,470
108	Accumulated Depreciation <b>(enter as negative)*</b>		(20,125,085)	(23,895,064)
121	Non-Utility Property		2,335,542	2,287,725
122	Accumulated Depreciation - Non Utility		(1,216,775)	(1,259,126)
	<b>Total Fixed Assets</b>		<b>\$24,006,044</b>	<b>\$24,072,110</b>
	<b>Total Assets</b>		<b>\$24,696,268</b>	<b>\$24,773,720</b>

\*Note these items feed automatically from AR3 UPIS Page 4

Liberty Utilities (Rio Rico Water and Sewer) Corp  
Annual Report  
Balance Sheet Liabilities and Owners Equity

<b>Balance Sheet Liabilities and Owners Equity</b>				
	<b>Liabilities</b>		Balance at Beginning of Year (2020)	Balance at End of Year (2020)
<b>Account No.</b>	<b>Current Liabilities</b>			
231	Accounts Payable		\$1,449	\$370
232	Notes Payable (Current Portion)		0	0
234	Notes Payable to Associated Companies		(2,256,893)	(1,809,384)
235	Customer Deposits		480,713	518,469
236	Accrued Taxes		8,402	6,584
237	Accrued Interest		16,041	10,117
242	Miscellaneous Current and Accrued Liabilities		1,755,782	2,420,731
	<b>Total Current Liabilities</b>		<b>\$5,494</b>	<b>\$1,146,887</b>
	<b>Long Term Debt</b>			
224	Long Term Debt (Notes and Bonds)		\$0	\$0
	<b>Deferred Credits</b>			
251	Unamortized Premium on Debt		\$0	\$0
252	Advances in Aid of Construction		1,360,380	1,604,416
253	Other Deferred Credits		30,295	118,297
255	Accumulated Deferred Investment Tax Credits		(1,550)	(3,100)
271	Contributions in Aid of Construction		20,676,215	20,676,215
272	Less: Amortization of Contributions		(13,556,079)	(14,202,632)
281	Accumulated Deferred Income Tax		3,346,741	1,929,185
	<b>Total Deferred Credits</b>		<b>\$11,856,002</b>	<b>\$10,122,380</b>
	<b>Total Liabilities</b>		<b>\$11,861,496</b>	<b>\$11,269,267</b>
	<b>Capital Accounts</b>			
201	Common Stock Issued		\$0	\$0
211	Other Paid-In Capital		7,708,051	7,708,051
215	Retained Earnings		5,126,722	5,796,401
218	Proprietary Capital (Sole Props and Partnerships)		0	0
	<b>Total Capital</b>		<b>\$12,834,772</b>	<b>\$13,504,452</b>
	<b>Total Liabilities and Capital</b>		<b>\$24,696,268</b>	<b>\$24,773,720</b>

**Note: Total liabilities and Capital must match total assets for the beginning and end of the year!**

Liberty Utilities (Rio Rico Water and Sewer) Corp  
Annual Report  
Water Comparative Income Statement  
12/31/20

<b>Water Comparative Income Statement</b>			
Account No.	Calendar Year	Current Year 01/01/2020 - 12/31/2020	Last Year 01/01/2019 - 12/31/2019
	<b>Operating Revenue</b>		
461	Metered Water Revenue	\$3,878,420	\$3,767,029
460	Unmetered Water Revenue	0	0
462	Fire Protection Revenue	2,859	2,650
469	Guaranteed Revenues (Surcharges)	0	0
471	Miscellaneous Service Revenues	60,084	74,179
474	Other Water Revenue	0	0
	<b>Total Revenues</b>	<b>\$3,941,363</b>	<b>\$3,843,858</b>
	<b>Operating Expenses</b>		
601	Salaries and Wages	\$0	\$0
604	Employee Pensions and Benefits	0	0
610	Purchased Water	16,704	50,605
615	Purchased Power	359,862	334,052
616	Fuel for Power Production	0	0
618	Chemicals	23,906	21,125
620	Materials and Supplies	44,857	23,710
620.1	Repairs and Maintenance	0	0
620.2	Office Supplies and Expense	30,645	40,205
630	Contractual Services	0	0
631	Contractual Services - Engineering	0	0
632	Contractual Services - Accounting	24,482	24,683
633	Contractual Services - Legal	3,781	1,286
634	Contractual Services - Management Fees	739,408	820,948
635	Contractual Services - Water Testing	7,500	44,164
636	Contractual Services - Other	542,374	664,407
640	Rents	0	0
641	Rental of Building/Real Property	0	0
642	Rental of Equipment	6,357	7,364
650	Transportation Expenses	44,171	48,747
657	Insurance - General Liability	19,873	19,527
657.1	Insurance - Health and Life	0	0
665	Regulatory Commission Expense - Rate	0	0
667	Regulatory Commission Expense - Other	37,114	37,269
670	Bad Debt Expense	50,469	8,623
675	Miscellaneous Expense	140,885	96,694
403	Depreciation Expense (From Schedule AR4)	623,976	553,809
408	Taxes Other Than Income	0	0
408.11	Property Taxes	234,046	201,249
409	Income Taxes	309,666	412,026
427.1	Customer Security Deposit Interest	0	0
	<b>Total Operating Expenses</b>	<b>\$3,260,075</b>	<b>\$3,410,492</b>
	<b>Operating Income / (Loss)</b>	<b>\$681,288</b>	<b>\$433,366</b>
	<b>Other Income / (Expense)</b>		
419	Interest and Dividend Income	\$0	\$0
420	AFUDC Revenue	\$4,399	\$13
421	Non-Utility Income	0	0
426	Miscellaneous Non-Utility (Expense)	0	0
427	Interest (Expense)	(16,008)	(18,135)
433	Extraordinary Income	0	0
434	Extraordinary Deductions	0	0
	<b>Total Other Income / (Expense)</b>	<b>(\$11,608)</b>	<b>(\$18,122)</b>
	<b>Net Income / (Loss)</b>	<b>\$669,680</b>	<b>\$415,244</b>



Liberty Utilities (Rio Rico Water and Sewer) Corp  
 Annual Report  
 Full time equivalent employees  
 12/31/20

**Full time equivalent employees**

	Direct Company	Allocated	Outside service	Total
President	0.0	0.0	0.0	0.0
Vice-president	0.0	0.0	0.0	0.0
Manager	0.0	0.0	0.0	0.0
Engineering Staff	0.5	0.0	0.0	0.5
System Operator(s)	4.5	0.0	0.0	4.5
Meter reader	0.0	0.0	0.0	0.0
Customer Service	1.5	0.0	0.0	1.5
Accounting	1.1	0.3	0.0	1.4
Business Office	0.0	0.0	0.0	0.0
Rates Department	0.2	0.0	0.0	0.2
Administrative Staff	0.6	0.2	0.0	0.9
Other	0.0	0.0	0.0	0.0
<b>Total</b>	8.4	0.6	0.0	9.0

<b>Supplemental Financial Data (Long-Term Debt)</b>				
	Loan #1	Loan #2	Loan #3	Loan #4
Date Issued	NA	NA	NA	NA
Source of Loan	NA	NA	NA	NA
ACC Decision No.	NA	NA	NA	NA
Reason for Loan	NA	NA	NA	NA
Dollar Amt. Issued	NA	NA	NA	NA
Amount Outstanding	NA	NA	NA	NA
Date of Maturity	NA	NA	NA	NA
Interest Rate	NA	NA	NA	NA
Current Year Interest	NA	NA	NA	NA
Current Year Principal	NA	NA	NA	NA

Meter Deposit Balance at Test Year End:	\$0
-----------------------------------------	-----

Meter Deposits Refunded During the Test Year:	\$0
-----------------------------------------------	-----

**List all bonds, notes, loans, and other types of indebtedness in which the proceeds were used in the provision of public utility service. Indebtedness incurred for personal uses by the owner of the utility should not be listed. Input 0 or none if there is nothing to report for that cell.**

**Well and Water Usage**

Name of the System: RIO RICO UTILITIES INC.											
ADEQ Public Water System Number: AZ0412011											
ADWR PCC Number: 91-000595.0000											
Well registry 55# (55-XXXXXX):	Pump Horsepower	Pump Yield (gpm)	Casing Depth (feet)	Casing Diameter (inches)	Pump Motor Type **	Year Drilled	Water level 2010	Water level 2020	Meter Size (inches)	How measured:	Active
55-502579	200	1,100	650	16	turbine	1983	Unknown	Unknown	8	Metered	Yes
55-619359	75	625	250	10	submersible	1985	Unknown	Unknown	6	Metered	Yes
55-604302	20	0	unk	16	none	1972	Unknown	Unknown	2	N/A	no
55-604364	75	625	251	10	submersible	1968	Unknown	Unknown	6	Metered	Yes
55-604363	75	650	603	12	submersible	1970	Unknown	Unknown	8	Metered	Yes
55-604366	20	0	unk	10	none	1967	Unknown	Unknown	2	N/A	no
55-587292	200	975	605	16	turbine	2003	Unknown	Unknown	10	Metered	Yes
55-206176	250	1,300	650	16	turbine	2005	Unknown	Unknown	10	Metered	Yes
NA	NA	NA	NA	NA	NA	NA	NA	NA	NA	NA	NA
NA	NA	NA	NA	NA	NA	NA	NA	NA	NA	NA	NA
NA	NA	NA	NA	NA	NA	NA	NA	NA	NA	NA	NA
NA	NA	NA	NA	NA	NA	NA	NA	NA	NA	NA	NA
NA	NA	NA	NA	NA	NA	NA	NA	NA	NA	NA	NA
NA	NA	NA	NA	NA	NA	NA	NA	NA	NA	NA	NA
NA	NA	NA	NA	NA	NA	NA	NA	NA	NA	NA	NA
NA	NA	NA	NA	NA	NA	NA	NA	NA	NA	NA	NA
NA	NA	NA	NA	NA	NA	NA	NA	NA	NA	NA	NA

Name of system water delivered to: RIO RICO UTILITIES INC.	
ADWR PCC Number:	91-000595.0000
Source of water delivered to another system	NA

Name of system water received from: NA	
ADWR PCC Number:	#N/A
Source of water received	NA
Well registry 55# (55-XXXXXX):	NA

Month	Water withdrawn (gallons) <sup>1</sup>	Water sold (gallons) <sup>2</sup>	Water delivered (sold) to other systems (gallons) <sup>3</sup>	Water received (purchased) from other systems (gallons) <sup>4</sup>	Estimated authorized use (gallons) <sup>5</sup>	Purchased Power Expense <sup>6</sup>	Purchased Power (kWh) <sup>7</sup>
January	57,990,000.00	43,393,122.00	0.00	0.00	934,000.00	\$9,674	73,365
February	50,858,000.00	40,525,284.00	0.00	0.00	1,112,000.00	0	0
March	50,502,000.00	39,577,263.00	0.00	0.00	775,000.00	13,509	88,864
April	62,061,000.00	47,936,484.00	0.00	0.00	716,000.00	16,616	230,540
May	77,833,000.00	59,993,223.00	0.00	0.00	799,000.00	16,631	140,412
June	79,480,000.00	64,382,604.00	0.00	0.00	848,000.00	0	0
July	73,227,000.00	75,952,438.00	0.00	0.00	697,000.00	21,589	185,483
August	69,808,000.00	61,790,242.00	0.00	0.00	549,000.00	18,827	155,415
September	71,201,000.00	64,645,060.00	0.00	0.00	664,000.00	20,406	154,784
October	70,580,000.00	65,229,619.00	0.00	0.00	731,000.00	18,736	149,078
November	62,127,000.00	60,339,689.00	0.00	0.00	639,000.00	18,875	147,586
December	59,373,000.00	51,242,308.00	0.00	0.00	697,000.00	0	134,923
<b>Totals</b>	<b>785,040,000.00</b>	<b>675,007,336.00</b>	<b>0.00</b>	<b>0.00</b>	<b>9,161,000.00</b>	<b>\$154,862</b>	<b>1,460,450</b>

**If applicable, in the space below please provide a description for all un-metered water use along with amounts:**  
 Authorized use includes water used for construction, dust control and compaction, flushing and tank overflows, fire department use.

<sup>1</sup> Water withdrawn - Total gallons of water withdrawn from pumped sources.  
<sup>2</sup> Water sold - Total gallons from customer meters, and other sales such as construction water.  
<sup>3</sup> Water delivered (sold) to other systems - Total gallons of water delivered to other systems.  
<sup>4</sup> Water received (purchased) from other systems - Total gallons of water purchased/received from other systems.  
<sup>5</sup> Estimated authorized use - Total estimated gallons from authorized metered or unmetered use. Authorized uses such as flushing (mains, services and hydrants) draining/cleaning tanks, process, construction, fire fighting, etc. Non-authorized use (real losses) are service line breaks and leaks, water main breaks, meter inaccuracies and theft.  
<sup>6</sup> Enter the total purchased power costs for the power meters associated with this system.  
<sup>7</sup> Enter the total purchased kWh used by the power meters associated with this system.

Water Utility Plant Description	
Name of the System:	RIO RICO UTILITIES INC.
ADEQ Public Water System Number:	AZ0412011
ADWR PCC Number:	91-000595.0000

MAINS		
Sizes (inches)	Material	Length (feet)
2.00	NA	NA
3.00	NA	NA
4.00	NA	NA
5.00	NA	NA
6.00	DIP	7,538
8.00	NA	NA
10.00	NA	NA
12.00	NA	NA
NA	NA	NA
4" and under	Various	325,458
Over 4"	Various	1,478,264
NA	NA	NA
NA	NA	NA
NA	NA	NA

CUSTOMER METERS			
Size (inches)	Quantity	Percent over 1,00,000 gallons	Percent over 10 years old
5/8 X 3/4	6,566	Unknown	Unknown
0.75	10	Unknown	Unknown
1	12	Unknown	Unknown
1.5	17	Unknown	Unknown
Compound 2	44	Unknown	Unknown
Turbine 2	0	Unknown	Unknown
Compound 3	24	Unknown	Unknown
Turbine 3	0	Unknown	Unknown
Compound 4	4	Unknown	Unknown
Turbine 5	0	Unknown	Unknown
Compound 6	2	Unknown	Unknown
Turbine 6	NA	Unknown	Unknown
6+	NA	Unknown	Unknown
NA	NA	Unknown	Unknown
NA	NA	Unknown	Unknown
NA	NA	Unknown	Unknown
NA	NA	Unknown	Unknown

SERVICE LINES			
Material	Percent of system	Year installed	
Copper	10%	Unknown	
Black poly	90%	Unknown	
NA	NA	NA	NA
NA	NA	NA	NA
NA	NA	NA	NA

BOOSTER PUMPS			
Horsepower	GPM		Quantity
3	various		2
7.5	various		9
10	various		3
15	various		10
20	various		8
25	various		13
30	various		8
40	various		2

FIRE HYDRANTS	
Type	Quantity
Standard *	315
Other	0

STORAGE TANKS			
Capacity (gallons)	Material	Quantity	Year installed
1,000	Steel	1	Unknown
0.640	Steel	1	Unknown
0.200	Steel	1	Unknown
0.150	Steel	1	Unknown
0.100	Steel	1	Unknown
0.010	Steel	4	Unknown
NA	NA	NA	NA

PRESSURE/BLADDER TANKS			
Capacity (gallons)	Material	Quantity	Year installed
5,000	Steel	16	Unknown
2,000	Steel	9	Unknown
1,500	Steel	3	Unknown
132	Steel	2	Unknown
90	Steel	1	Unknown
53	Steel	1	Unknown
34	Steel	4	Unknown

\* A standard fire hydrant has two 2.5 inch hose connection nozzles with 7.5 threads per inch, and one 4.5 inch pumper connection nozzle with 4 threads per inch.

<b>Water Utility Plant Description (Continued)</b>
----------------------------------------------------

For the following three items, list the utility owned assets in each category for each system.

<b>TREATMENT EQUIPMENT:</b>	Sodium Hypochlorite System at each well site.
<b>STRUCTURES:</b>	(2) 20 x 20 wooden sheds, (6) 8 x 8 chlorination buildings at wells.
<b>OTHER:</b>	NA

**Provide a calculation used to determine the value of one water equivalent residential connection (ERC).**

Use one of the following methods:

- (a) If actual flow data are available from the preceding 12 months, divide the total annual single family residence (SFR) gallons sold by the average number of single family residence customers for the same period and divide the result by 365
- (b) If no historical flow data are available, use:  

$$ERC = ( \text{Total SFR gallons sold (Omit 000)} / 365 \text{ days} / 350 \text{ gallons per day} )$$

ERC 

281
-----

  
 Method used: 

(a)
-----

Customer and Other Information	
Name of the System:	RIO RICO UTILITIES INC.
ADEQ Public Water System Number:	AZ0412011
ADWR PCC Number:	91-000595.0000

Month	Number of Customers				
	Single-Family	Multi-Family	Commercial	Turf/Irrigation	Other Non-Residential
January	6,642	0	209	0	52
February	6,667	0	208	0	49
March	6,680	0	208	0	49
April	6,680	0	210	0	50
May	6,692	0	210	0	51
June	6,706	0	208	0	49
July	6,709	0	208	0	47
August	6,726	0	207	0	50
September	6,746	0	207	0	50
October	6,769	0	206	0	51
November	6,798	0	206	0	55
December	6,786	0	206	0	52

If the system has fire hydrants, what is the fire flow requirements?  GPM for  hrs.

Does the system have chlorination treatment?

Does the Company have an ADWR Gallons Per Capita Per Day (GPCPD) requirement?   
 If yes, provide the GPCPD amount:

Is the Water Utility located in an ADWR Active Management Area (AMA)?   
 If yes, which AMA?

What is the present system connection capacity (in ERCs \*) using existing lines?

What is the future system connection capacity (in ERCs \*) upon service area buildout?

Describe any plans and estimated completion dates for any enlargements or improvements of this system.

\* an ERC is based on the calculation on the bottom of AR9 page 12.

Liberty Utilities (Rio Rico Water and Sewer) Corp  
**Annual Report**  
 Utility Shutoffs / Disconnects  
 12/31/20

<b>Utility Shutoffs / Disconnects</b>	
Name of the System:	RIO RICO UTILITIES INC.
ADEQ Public Water System Number:	AZ0412011
ADWR PCC Number:	91-000595.0000

Month	Termination without Notice R14-2-410.B	Termination with Notice R14-2-410.C	Other
January	0	89	0
February	0	73	0
March	0	59	0
April	0	0	0
May	0	0	0
June	0	0	0
July	0	0	0
August	0	0	0
September	0	0	0
October	0	0	0
November	0	0	0
December	0	0	0
<b>Total</b>	<b>0</b>	<b>221</b>	<b>0</b>

**Other (description):** NA

**Instructions:** Fill out the Grey Cells with the relevent information. Input 0 or none if there is nothing recorded in that account or there is no applicable information to report.

**Property Taxes**

Amount of actual property taxes paid during Calendar Year 2020 was

\$234,046

If no property taxes paid, explain why.

NA

**Instructions:** Fill out the Grey Cells with the relevant information. Input 0 or none if there is nothing recorded in that account or there is no applicable information to report.



**Verification and Sworn Statement (Taxes)**

**Verification:** State of Arizona I, the undersigned of the  
(state name)

County of (county name): Maricopa  
Name (owner or official) title: Matthew Garlick  
Company name: Liberty Utilities (Rio Rico Water and Sewer) Corp

DO SAY THAT THIS ANNUAL UTILITY PROPERTY TAX AND SALES TAX REPORT TO THE ARIZONA CORPORATION COMMISSION.

FOR THE YEAR ENDING: 12/31/20

HAS BEEN PREPARED UNDER MY DIRECTION, FROM THE ORIGINAL BOOKS, PAPERS AND RECORDS OF SAID UTILITY; THAT I HAVE CAREFULLY EXAMINED THE SAME, AND DECLARE THE SAME TO BE A COMPLETE AND CORRECT STATEMENT OF BUSINESS AND AFFAIRS OF SAID UTILITY FOR THE PERIOD COVERED BY THIS REPORT IN RESPECT TO EACH AND EVERY MATTER AND THING SET FORTH, TO THE BEST OF MY KNOWLEDGE, INFORMATION AND BELIEF.

**Sworn Statement:** I HEREBY ATTEST THAT ALL PROPERTY TAXES FOR SAID COMPANY ARE CURRENT AND PAID IN FULL.

I HEREBY ATTEST THAT ALL SALES TAXES FOR SAID COMPANY ARE CURRENT AND PAID IN FULL.

Matthew Garlick

signature of owner/official

623-298-3763

telephone no.

SUBSCRIBED AND SWORN TO BEFORE ME A NOTARY PUBLIC  
IN AND FOR THE COUNTY

Maricopa

(county name)

THIS

19<sup>th</sup>

DAY OF


November, 2021

(month) and (year)

MY COMMISSION EXPIRES

April 29, 2025

(date)



Micky chetty

(signature of notary public)

Verification and Sworn Statement

Verification:

State of Arizona I, the undersigned of the  
(state name)  
County of (county name): Maricopa  
Name (owner or official) title: Matthew Garlick  
Company name: Liberty Utilities (Rio Rico Water and Sewer) Corp

DO SAY THAT THIS ANNUAL UTILITY PROPERTY TAX AND SALES TAX REPORT TO THE ARIZONA CORPORATION COMMISSION.

FOR THE YEAR ENDING: 12/31/20

HAS BEEN PREPARED UNDER MY DIRECTION, FROM THE ORIGINAL BOOKS, PAPERS AND RECORDS OF SAID UTILITY; THAT I HAVE CAREFULLY EXAMINED THE SAME, AND DECLARE THE SAME TO BE A COMPLETE AND CORRECT STATEMENT OF BUSINESS AND AFFAIRS OF SAID UTILITY FOR THE PERIOD COVERED BY THIS REPORT IN RESPECT TO EACH AND EVERY MATTER AND THING SET FORTH, TO THE BEST OF MY KNOWLEDGE, INFORMATION AND BELIEF.

Sworn Statement: IN ACCORDANCE WITH THE REQUIREMENTS OF TITLE 40, ARTICLE 8, SECTION 40-401, ARIZONA REVISED STATUTES, IT IS HEREIN REPORTED THAT THE GROSS OPERATING REVENUE OF SAID UTILITY DERIVED FROM ARIZONA INTRASTATE UTILITY OPERATIONS DURING THE CALENDAR YEAR WAS:


Arizona Intrastate Gross Operating Revenues Only (\$)  
\$3,941,363  
(The amount in the box above includes  
\$266,426 in sales taxes  
billed or collected)

Matthew Garlick  
signature of owner/official

623-298-3763  
telephone no.

SUBSCRIBED AND SWORN TO BEFORE ME A NOTARY PUBLIC  
IN AND FOR THE COUNTY

THIS 19<sup>th</sup> DAY OF Maricopa  
(county name)  
November, 2021  
(month) and (year)



MY COMMISSION EXPIRES April 29, 2025  
(date)

Micky Chetty  
(signature of notary public)

**Verification and Sworn Statement (Residential Revenue)**

**Verification:**

State of Arizona I, the undersigned of the  
(state name)

County of (county name): Maricopa  
Name (owner or official) title: Matthew Garlick  
Company name: Liberty Utilities (Rio Rico Water and Sewer) Corp

DO SAY THAT THIS ANNUAL UTILITY PROPERTY TAX AND SALES TAX REPORT TO THE ARIZONA CORPORATION COMMISSION.

FOR THE YEAR ENDING: 12/31/20

HAS BEEN PREPARED UNDER MY DIRECTION, FROM THE ORIGINAL BOOKS, PAPERS AND RECORDS OF SAID UTILITY; THAT I HAVE CAREFULLY EXAMINED THE SAME, AND DECLARE THE SAME TO BE A COMPLETE AND CORRECT STATEMENT OF BUSINESS AND AFFAIRS OF SAID UTILITY FOR THE PERIOD COVERED BY THIS REPORT IN RESPECT TO EACH AND EVERY MATTER AND THING SET FORTH, TO THE BEST OF MY KNOWLEDGE, INFORMATION AND BELIEF.

**Sworn Statement:** IN ACCORDANCE WITH THE REQUIREMENTS OF TITLE 40, ARTICLE 8, SECTION 40-401, ARIZONA REVISED STATUTES, IT IS HEREIN REPORTED THAT THE GROSS OPERATING REVENUE OF SAID UTILITY DERIVED FROM ARIZONA INTRASTATE UTILITY OPERATIONS RECEIVED FROM RESIDENTIAL CUSTOMERS DURING THE CALENDAR YEAR WAS:

Arizona Intrastate Gross Operating Revenues Only (\$)

\$3,273,866

(The amount in the box above includes

\$266,426 in sales taxes  
billed or collected)

*Matthew Garlick*

signature of owner/official

623-298-3763


telephone no.

SUBSCRIBED AND SWORN TO BEFORE ME A NOTARY PUBLIC  
IN AND FOR THE COUNTY

Maricopa  
(county name)

THIS 19<sup>th</sup> DAY OF November, 2021  
(month) and (year)

MY COMMISSION EXPIRES April 29, 2025  
(date)



*Micky Chetty*

(signature of notary public)

**Full Gross-up Method for Income Tax Statement of Certification**

**Verification:**

State of Arizona I, the undersigned of the  
(state name)

County of (county name): Maricopa  
Name (owner or official) title: Matthew Garlick  
Company name: Liberty Utilities (Rio Rico Water and Sewer) Corp

FOR THE YEAR ENDING: 12/31/20

**Sworn Statement:**

IN ACCORDANCE WITH THE REQUIREMENTS OF DECISION NO. 77084, BECAUSE THE UTILITY REQUIRES THE GROSS UP OF ADVANCES AND CONTRIBUTIONS, I HEREBY STATE THAT THE UTILITY HAS INCURRED OR IS EXPECTED TO INCUR A NET INCREASE IN CURRENT INCOME TAX EXPENSE OR A DECREASE IN DEFERRED TAX ASSET FOR A CARRY FORWARD ACCORDING TO GAAP IN AN AMOUNT EQUAL TO OR GREATER THAN THE AMOUNT OF THE REQUIRED GROSS UP PAID BY DEVELOPERS IN THE PERIOD COVERED BY THIS ANNUAL REPORT.

Matthew Garlick

signature of owner/official

623-298-3763

telephone no.

SUBSCRIBED AND SWORN TO BEFORE ME A NOTARY PUBLIC  
IN AND FOR THE COUNTY

Maricopa  
(county name)

THIS 19<sup>th</sup> DAY OF November, 2021  
(month) and (year)

MY COMMISSION EXPIRES April 29, 2025  
(date)

Micky Chetty

(signature of notary public)

