

ANNUAL REPORT

Of

Company Name: Fisher's Landing Water and Sewer Works, LLC
PO Box 72188

Mailing Address: Yuma AZ
85365

Docket No.: WS-04047A
For the Year Ended: 12/31/19

RECEIVED
BY EMAIL

9/16/2020 11:10 AM
ARIZONA CORPORATION COMMISSION
UTILITIES DIVISION

WASTEWATER UTILITY

To

Arizona Corporation Commission

Due on April 15th

Email: rdelafuente@azcc.gov, mail or deliver the completed Annual Report to:
Arizona Corporation Commission
Compliance Section - Utilities Division
1200 West Washington Street
Phoenix, Arizona 85007

Application Type: Original Filing

Application Date: 2/4/2020

ARIZONA CORPORATION COMMISSION
WASTEWATER UTILITY ANNUAL REPORT
Fisher's Landing Water and Sewer Works, LLC
A Class Utility

For the Calendar Year Ended: 12/31/19

Primary Address:
City: State: Zip Code:

Telephone Number:

Date of Original Organization of Utility:

Person to whom correspondence should be addressed concerning this report:

Name:
Telephone No. :
Address:
City: State: Zip Code:
Email:

Name:
Telephone No. :
Address:
City: State: Zip Code:
Email:

Name:
Telephone No. :
Address:
City: State: Zip Code:
Email:

Name:
Telephone No. :
Address:
City: State: Zip Code:
Email:

Name:
Telephone No. :
Address:
City: State: Zip Code:
Email:

Ownership:

Counties Served:

Important changes during the year

For those companies not subject to the affiliated interest rules, has there been a change in ownership or direct control during the year?
If yes, please provide specific details in the box below.
N/A

Has the company been notified by any other regulatory authorities during the year, that they are out of compliance?
If yes, please provide specific details in the box below.
N/A

Utility Plant in Service (Wastewater)							
Account No.	Description	Beginning Year Original Cost	Current Year Additions	Current Year Retirements	Adjusted Original Cost	Accumulated Depreciation	OCLD (OC less AD)
351	Organization	20,000			\$0	20,000	\$0
352	Franchises				0		0
353	Land and Land Rights				0		0
354	Structures and Improvements	26,917			0	14,344	12,573
355	Power Generation Equipment	25,000			0	20,625	4,375
360	Collections Wastewater - Force				0		0
361	Collections Wastewater - Gravity	150,000			0	49,500	100,500
362	Special Collecting Structures				0		0
363	Services to Customers	20,000			0	6,600	13,400
364	Flow Measuring Devices		N	N	0		0
365	Flow Measuring Installations				0		0
366	Reuse Services		A		0		0
367	Reuse Meters & Meter Installations			A	0		0
370	Receiving Wells	10,000			0	5,495	4,505
371	Pumping Equipment	32,934			0	32,934	0
374	Reuse Distribution Reservoirs				0		0
375	Reuse Trans. And Distr. Equipment				0		0
380	Treatment and Disposal Equipment				0		0
381	Plant Sewers				0		0
382	Outfall Sewer Lines				0		0
389	Other Plant and Misc. Equipment				0		0
390	Office Furniture and Equipment	3,000			0	3,000	0
390.1	Computer & Software				0		0
391	Transportation Equipment	2,500			0	2,500	0
392	Stores Equipment				0		0
393	Tools, Shop and Garage Equipment	6,000			0	4,950	1,050
394	Laboratory Equipment	1,200			0	1,140	60
395	Power Operated Equipment				0		0
396	Communication Equipment	20,000			0	16,500	3,500
397	Miscellaneous Equipment				0		0
398	Other Tangible Plant	1,200			0	1,140	60
	Totals	318,751	\$0	\$0	\$0	178,728	\$0 140,023

Instructions: Fill out the Grey Cells with the relevant information. Input 0 or none if there is nothing recorded in that account or there is no applicable information to report.

Fisher's Landing Water and Sewer Works, LLC
 Annual Report
 Depreciation Expense for the Current Year (Wastewater)
 12/31/19

Depreciation Expense for the Current Year (Wastewater)										
Account No.	Description	Beginning Year Original Cost	Current Year Additions	Current Year Retirements	Adjusted Original Cost	Fully Depreciated/Non-depreciable Plant	Depreciation Percentages	Depreciation Expense		
351	Organization	20,000	\$0	\$0	\$0	\$0		0	\$0	
352	Franchises	0	0	0	0	0			0	
353	Land and Land Rights	0	0	0	0	0			0	
354	Structures and Improvements	26,917	0	0	0	0	3.33%	896	0	
355	Power Generation Equipment	25,000	0	0	0	0	15%	1,250	0	
360	Collections Wastewater - Force	0	0	0	0	0			0	
361	Collections Wastewater - Gravity	150,000	0	0	0	0	2%	3,000	0	
362	Special Collecting Structures	0	0	0	0	0			0	
363	Services to Customers	20,000	0	N	0	0	2%	400	0	
364	Flow Measuring Devices	0	A	0	N	0	N		0	
365	Flow Measuring Installations	0	0	0	0	0			0	
366	Reuse Services	0	0	0	0	0			0	
367	Reuse Meters & Meter Installations	0	0	A	0	A	A		0	
370	Receiving Wells	10,000	0	0	0	0	3.33%	333	0	
371	Pumping Equipment	32,934	0	0	0	0	12.5%		0	
374	Reuse Distribution Reservoirs	0	0	0	0	0			0	
375	Reuse Trans. And Distr. Equipment	0	0	0	0	0			0	
380	Treatment and Disposal Equipment	0	0	0	0	0			0	
381	Plant Sewers	0	0	0	0	0			0	
382	Outfall Sewer Lines	0	0	0	0	0			0	
389	Other Plant and Misc. Equipment	0	0	0	0	0			0	
390	Office Furniture and Equipment	3,000	0	0	0	0	6.67%		0	
390.1	Computer & Software	0	0	0	0	0			0	
391	Transportation Equipment	2,500	0	0	0	0	5%		0	
392	Stores Equipment	0	0	0	0	0			0	
393	Tools, Shop and Garage Equipment	6,000	0	0	0	0	5%	300	0	
394	Laboratory Equipment	1,200	0	0	0	0	5%	60	0	
395	Power Operated Equipment	20,000	0	0	0	0	5%	1,000	0	
396	Communication Equipment	0	0	0	0	0			0	
397	Miscellaneous Equipment	0	0	0	0	0			0	
398	Other Tangible Plant	1,200	0	0	0	0	5%	60	0	
	Subtotal	318,751	\$0	\$0	\$0	\$0	\$0		7,299	\$0

Contribution(s) in Aid of Construction (Gross)
 Less: Non Amortizable Contribution(s)
 Fully Amortized Contribution(s)
 Amortizable Contribution(s)
 Times: Proposed Amortization Rate
Amortization of CIAC

\$0

Less: Amortization of CIAC

DEPRECIATION EXPENSE

Instructions: Fill out the Grey Cells with the relevant information. Input 0 or none if there is nothing recorded in that account or there is no applicable information to report.

Fisher's Landing Water and Sewer Works, LLC
 Annual Report
 Balance Sheet Assets
 12/31/19

Balance Sheet Assets				
	Assets		Balance at Beginning of Year (2019)	Balance at End of Year (2019)
Account No.	Current and Accrued Assets			
131	Cash		254,922	268,599
132	Special Deposits			
135	Temporary Cash Investments			
141	Customer Accounts Receivable			
142	Other Accounts Receivable			
143	Accumulated Provision for Uncollectable Accounts			
146	Notes Receivable from Associated Companies			
151	Plant Material and Supplies			
162	Prepayments			
173	Accrued Utility Revenue			
174	Miscellaneous Current and Accrued Assets			
	Total Current and Accrued Assets		254,922	268,599
	Deferred Debits			
186.1	Deferred Rate Case Expense			
	Total Deferred Debits			
	Fixed Assets			
101	Utility Plant in Service*		465,638	463,890
103	Property Held for Future Use			
105	Construction Work in Progress		17,448	17,448
108	Accumulated Depreciation (enter as negative)*		(262,220)	(178,728)
121	Non-Utility Property		57,505	57,505
122	Accumulated Depreciation - Non Utility		(57,505)	(57,505)
	Total Fixed Assets		220,866	302,610
	Total Assets		475,788	571,209

Instructions: Fill out the Grey Cells with the relevant information. Input 0 or none if there is nothing recorded in that account or there is no applicable information to report.

Note these items feed automatically from the adjusted end of year balance from AR4.

Fisher's Landing Water and Sewer Works, LLC
 Annual Report
 Balance Sheet Liabilities and Owners Equity

Balance Sheet Liabilities and Owners Equity				
	Liabilities		Balance at Beginning of Year (2019)	Balance at End of Year (2019)
Account No.	Current Liabilities			
231	Accounts Payable		506,359	481,997
232	Notes Payable (Current Portion)			
234	Notes Payable to Associated Companies			
235	Customer Deposits			
236	Accrued Taxes		13,898	3,103
237	Accrued Interest			
241	Miscellaneous Current and Accrued Liabilities			
253	Other Deferred Credits			
	Total Current Liabilities		520,257	485,100
	Long Term Debt			
224	Long Term Debt (Notes and Bonds)			
	Total Long Term Debt		\$0	\$0
	Deferred Credits			
252	Advances in Aid of Construction			
255	Accumulated Deferred Investment Tax Credits			
271	Contributions in Aid of Construction			
272	Less: Amortization of Contributions			
281	Accumulated Deferred Income Tax			
	Total Deferred Credits		\$0	\$0
	Total Liabilities		520,257	485,100
	Capital Accounts			
201	Common Stock Issued			
211	Other Paid-In Capital			
215	Retained Earnings		(44,469)	86,109
218	Proprietary Capital (Sole Props and Partnerships)			
	Total Capital		(44,469)	86,109
	Total Liabilities and Capital		475,788	571,209

Instructions: Fill out the Grey Cells with the relevent information. Input 0 or none if there is nothing recorded in that account or there is no applicable information to report.

Note: Total liabilities and Capital must match total assets for the beginning and end of the year!

Fisher's Landing Water and Sewer Works, LLC
 Annual Report
 Wastewater Comparative Income Statement
 12/31/19

Wastewater Comparative Income Statement			
Account No.	Calendar Year	Current Year 01/01/2019 -	Last Year 01/01/2018 -
	Operating Revenue		
521	Flat Rate Revenues	57,935	169,991
522	Measured Revenues		
534	Rents from Wastewater Property		
536	Other Wastewater Revenues		
	Total Revenues	57,935	169,991 \$0
	Operating Expenses		
701	Salaries and Wages	65,536	9,026
704	Employee Pensions and Benefits		
710	Purchased Wastewater Treatment		
711	Sludge Removal Expense		
715	Purchased Power	2,239	3,246
716	Fuel for Power Production		
718	Chemicals		
720	Materials and Supplies		
720.1	Repairs and Maintenance		
720.2	Office Supplies and Expense		
721	Office Expense		
731	Contractual Services -Engineering		
732	Contractual Services - Accounting	1,455	2,905
733	Contractual Services - Legal		
734	Contractual Services - Management Fees		
735	Contractual Services - Testing		360
736	Contractual Services - Other	9,118	3,000
740	Rents - Building	79,992	79,992
742	Rents - Equipment		
750	Transportation Expenses		
757	Insurance - General Liability		
758	Insurance - Worker's Compensation		
759	Insurance - Other		
760	Advertising Expense		
766	Regulatory Commission Expense - Rate Case	0	0
767	Regulatory Commission Expense - Other		
770	Bad Debt Expense		
775	Miscellaneous Expense		
403	Depreciation Expense (From Schedule AR4)	7,299	7,397
408	Taxes Other Than Income		
408.11	Property Taxes		
408.12	Payroll Taxes	13,277	1,190
409	Income Taxes		
	Total Operating Expenses	178,916 \$0	107,116 \$0
	Operating Income / (Loss)	(120,981) \$0	62,875 \$0
	Other Income / (Expense)		
414	Gain (Loss) on Dispositions		
419	Interest and Dividend Income		
421	Non-Utility Income		
426	Miscellaneous Non-Utility (Expense)		
427	Interest (Expense)		
	Total Other Income / (Expense)	\$0	\$0
	Net Income / (Loss)	(120,981) \$0	62,875 \$0

Instructions: Fill out the Grey Cells with the relevant information. Input 0 or none if there is nothing recorded in that account or there is no applicable information to report.

Fisher's Landing Water and Sewer Works, LLC
 Annual Report
 Full time equivalent employees
 12/31/19

Full time equivalent employees

	Direct Company	Allocated	Outside service	Total
President				0.0
Vice-president				0.0
Manager	1			6,563
Engineering Staff				0.0
System Operator(s)				0.0
Customer Service				0.0
Accounting				0.0
Business Office				0.0
Rates Department				0.0
Administrative Staff				0.0
Other Maintenance	2			65,536
Total	3	0.0	0.0	72,099

Instructions: Fill out the Grey Cells with the relevant information. Input 0 or none if there is nothing recorded in that account or there is no applicable information to report. A full-time employee is based on 2080 total hours per year. Please calculate partial employees using 2080 hours.

Supplemental Financial Data (Long-Term Debt)				
	Loan #1	Loan #2	Loan #3	Loan #4
Date Issued				
Source of Loan				
ACC Decision No.				
Reason for Loan				
Dollar Amt. Issued				
Amount Outstanding		N		
Date of Maturity				
Interest Rate			A	
Current Year Interest				
Current Year Principal				

Meter Deposit Balance at Test Year End:

Meter Deposits Refunded During the Test Year:

List all bonds, notes, loans, and other types of indebtedness in which the proceeds were used in the provision of public utility service. Indebtedness incurred for personal uses by the owner of the utility should not be listed. Input 0 or none if there is nothing to report for that cell.

Wastewater Utility Plant Description	
Name of System:	FISHER'S LANDING WATER & SEWER
Wastewater Inventory Number (if applicable):	14-039
Type of Treatment	AEROBIC LAGOON
Design Capacity of Plant (Gallons per day)	59,000 GPD

LIFT STATION FACILITIES					
Location	Quantity of Pumps	Horsepower Per Pump	Rated Capacity Per Pump (GPM)	Wet Well Capacity (gals)	Year Constructed
FIRE STATION	2	25	100	100,000	
FRUIT CITY	2	15	10	6,000	

FORCE MAINS		
Size	Material	Length (Feet)
4 INCH	PVC	7,920
6 INCH		

MANHOLES	
Type	Quantity
Standard	8
Drop	

CLEANOUTS
Quantity
8

Note: If you are filing for more than one system, please provide separate sheets for each system.

Instructions: Fill out the Grey Cells with the relevant information. Input 0 or none if there is nothing recorded in that account or there is no applicable information to report. Copy and paste this sheet as many times as is necessary.

Wastewater Utility Plant Description (Continued)					
GRAVITY MAINS			SERVICES/LATERALS		
Sizes (inches)	Material	Length (feet)	Size (inches)	Material	Quantity
8	PVC	1,500			

For the following five items, list the utility owned assets in each category for each system.

SOLIDS PROCESSING AND HANDLING FACILITIES	EVAPORATION LAGOON
DISINFECTION EQUIPMENT (Chlorinator, Ultra-Violet, Etc.)	N/A
FILTRATION EQUIPMENT (Rapid Sand, Slow Sand, Activated Carbon, Etc.)	N/A
STRUCTURES (Buildings, Fences, Etc.)	CHAIN LINK FENCE SURROUNDS LAGOON SYSTEM
Other (Laboratory Equipment, Tools, Vehicles, Standby, Power Generators, Etc.)	(2) VALVE WRENCH (1) VEHICLE (2) STAND BY GENERATORS

Note: If you are filing for more than one system, please provide separate sheets for each system.

Instructions: Fill out the Grey Cells with the relevent information. Input 0 or none if there is nothing recorded in that account or there is no applicable information to report. Copy and paste this sheet as many times as is necessary.

Wastewater Flows					
Month	Number of Services	Total Monthly Sewage Flow (Gallons)	Sewage Flow on Peak Day	Purchased Power Expense ¹	Purchased Power (kWh) ²
January					
February					
March					
April					
May					
June					
July					
August					
September					
October					
November					
December					
Totals		0	0	\$0	0

Provide the following information as applicable per wastewater system:

Method of Effluent Disposal	EVAPORATOR PONDS
Groundwater Permit Number	N/A
ADEQ Aquifer Protection Permit ("APP") Number	P-100605
ADEQ Reuse Permit Number	N/A
EPA NPDES Permil Number	N/A
APP Effluent Treatment Requirement (Class)?	
Permitted Flow Rate	
Permitted Organic Capacity	
Hydraulic Capacity	
Type of Biological Treatment	

In the space below, list all violations within the past 12 months:

Note: If you are filing for more than one system, please provide separate sheets for each system.

1 Enter the total purchased power costs for the power meters associated with this system.

2 Enter the total purchased kWh used by the power meters associated with this system.

Instructions: Fill out the Grey Cells with the relevent information. Input 0 or none if there is nothing recorded in that account or there is no applicable information to report.

Other Wastewater System Information

Provide a calculation used to determine the value of one wastewater equivalent residential connection (ERC).

Use one of the following methods:

- (a) If actual flow data are available from the preceding 12 months, divide the total annual single family residence (SFR) gallons sold by the average number of single family residence customers for the same period and divide the result by 365 days.
- (b) If no historical flow data are available, use:
 $ERC = (\text{Total SFR gallons treated (Omit 000)} / 365 \text{ days} / 280 \text{ gallons per day})$

For wastewater only utilities:

Subtract all general use and other non residential customer gallons from the total gallons treated. Divide the remainder (SFR customers) by 365 days to reveal single family residence customer gallons per day.

NOTE: Total gallons treated includes both treated and purchased treatment.

ERC
Method used:

What is the present system connection capacity (in ERCs *) using existing lines?

What is the future system connection capacity (in ERCs *) upon service area buildout?

Describe any plans and estimated completion dates for any enlargements or improvements of this system.

N/A

If the utility uses reuse as a means of effluent disposal, attach a list of the reuse end users and the amount of reuse provided to each, if known.

N/A

If the utility does not engage in reuse, has a reuse feasibility study been completed?

If so, when?

Fisher's Landing Water and Sewer Works, LLC
 Annual Report
 Utility Shutoffs / Disconnects
 12/31/19

Utility Shutoffs / Disconnects	
Name of System:	0
Wastewater Inventory Number (if applicable):	0

Month	Termination without Notice R14-2-609.B	Termination with Notice R14-2-609.C	Other
January			
February			
March			
April			
May			
June			
July	N		
August			
September		A	
October			
November			
December			
Total	0	0	0

Other (description):


Instructions: Fill out the Grey Cells with the relevant information. Input 0 or none if there is nothing recorded in that account or there is no applicable information to report.

Fisher's Landing Water and Sewer Works, LLC
Annual Report
Property Taxes
12/31/19

Property Taxes	
Amount of actual property taxes paid during Calendar Year 2019 was	\$4,179.28

If no property taxes paid, explain why.

Instructions: Fill out the Grey Cells with the relevant information. Input 0 or none if there is nothing recorded in that account or there is no applicable information to report.



Processed 10/23/19 \$4179.28 Ch# 3009

Fisher's Landing Water and Sewer Works, LLC
Annual Report
Verification and Sworn Statement (Taxes)
12/31/19

Verification and Sworn Statement (Taxes)

Verification: State of ARIZONA, the undersigned of the
(state name)

County of (county name): YUMA
Name (owner or official) title: CHARLES BUSH
Company name: Fisher's Landing Water and Sewer Works, LLC

DO SAY THAT THIS ANNUAL UTILITY PROPERTY TAX AND SALES TAX REPORT TO THE ARIZONA CORPORATION COMMISSION.

FOR THE YEAR ENDING: 12/31/19

HAS BEEN PREPARED UNDER MY DIRECTION, FROM THE ORIGINAL BOOKS, PAPERS AND RECORDS OF SAID UTILITY; THAT I HAVE CAREFULLY EXAMINED THE SAME, AND DECLARE THE SAME TO BE A COMPLETE AND CORRECT STATEMENT OF BUSINESS AND AFFAIRS OF SAID UTILITY FOR THE PERIOD COVERED BY THIS REPORT IN RESPECT TO EACH AND EVERY MATTER AND THING SET FORTH, TO THE BEST OF MY KNOWLEDGE, INFORMATION AND BELIEF.

Sworn Statement: I HEREBY ATTEST THAT ALL PROPERTY TAXES FOR SAID COMPANY ARE CURRENT AND PAID IN FULL

I HEREBY ATTEST THAT ALL SALES TAXES FOR SAID COMPANY ARE CURRENT AND PAID IN FULL

RECEIVED
BY EMAIL

Charles Bush
signature of owner/official

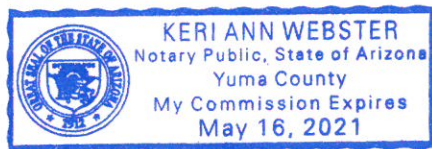
9/16/2020 11:10 AM
ARIZONA CORPORATION COMMISSION
UTILITIES DIVISION

(928) 782-7049
telephone no.

SUBSCRIBED AND SWORN TO BEFORE ME A NOTARY PUBLIC
IN AND FOR THE COUNTY

THIS 27th DAY OF August 2020
(month) and (year)

MY COMMISSION EXPIRES May 16, 2021
(date)



Keri Ann Webster
(signature of notary public)

Verification and Sworn Statement

Verification:

State of ARIZONA I, the undersigned of the
(state name)
County of (county name): YUMA
Name (owner or official) title: CHARLES BUSH
Company name: Fisher's Landing Water and Sewer Works, LLC

DO SAY THAT THIS ANNUAL UTILITY PROPERTY TAX AND SALES TAX REPORT TO THE ARIZONA CORPORATION COMMISSION.

FOR THE YEAR ENDING: 12/31/19

HAS BEEN PREPARED UNDER MY DIRECTION, FROM THE ORIGINAL BOOKS, PAPERS AND RECORDS OF SAID UTILITY; THAT I HAVE CAREFULLY EXAMINED THE SAME, AND DECLARE THE SAME TO BE A COMPLETE AND CORRECT STATEMENT OF BUSINESS AND AFFAIRS OF SAID UTILITY FOR THE PERIOD COVERED BY THIS REPORT IN RESPECT TO EACH AND EVERY MATTER AND THING SET FORTH, TO THE BEST OF MY KNOWLEDGE, INFORMATION AND BELIEF.

Sworn Statement: IN ACCORDANCE WITH THE REQUIREMENTS OF TITLE 40, ARTICLE 8, SECTION 40-401, ARIZONA REVISED STATUTES, IT IS HEREIN REPORTED THAT THE GROSS OPERATING REVENUE OF SAID UTILITY DERIVED FROM ARIZONA INTRASTATE UTILITY OPERATIONS DURING THE CALENDAR YEAR WAS:

Arizona Intrastate Gross Operating Revenues Only (\$)

\$323,459

(The amount in the box above includes

\$20,345 in sales taxes
billed or collected)

RECEIVED
BY EMAIL

9/16/2020 11:10 AM
ARIZONA CORPORATION COMMISSION
UTILITIES DIVISION

Charles Bush

signature of owner/official

(928) 782-7049

telephone no.

SUBSCRIBED AND SWORN TO BEFORE ME A NOTARY PUBLIC
IN AND FOR THE COUNTY

THIS

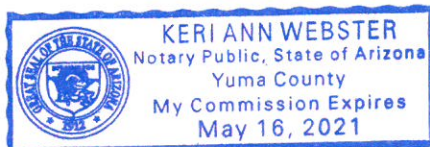
27th

DAY OF

Yuma
(county name)
August 2020
(month) and (year)

MY COMMISSION EXPIRES

May 16, 2021
(date)



Keri Ann Webster
(signature of notary public)

Full Gross-up Method for Income Tax Statement of Certification

Verification:

State of ARIZONA I, the undersigned of the
(state name)

County of (county name): YUMA
Name (owner or official) title: CHARLES BUSH
Company name: Fisher's Landing Water and Sewer Works, LLC

FOR THE YEAR ENDING: 12/31/19

Sworn Statement:

IN ACCORDANCE WITH THE REQUIREMENTS OF DECISION NO. 77084, BECAUSE THE UTILITY REQUIRES THE GROSS UP OF ADVANCES AND CONTRIBUTIONS, I HEREBY STATE THAT THE UTILITY HAS NOT INCURRED NOR IS EXPECTED TO INCUR A NET INCREASE IN CURRENT INCOME TAX EXPENSE OR A DECREASE IN DEFERRED TAX ASSET FOR A CARRY FORWARD ACCORDING TO GAAP IN AN AMOUNT EQUAL TO OR GREATER THAN THE AMOUNT OF THE REQUIRED GROSS UP PAID BY DEVELOPERS IN THE PERIOD COVERED BY THIS ANNUAL REPORT.

RECEIVED
BY EMAIL

9/16/2020 11:10 AM
ARIZONA CORPORATION COMMISSION
UTILITIES DIVISION

Charles Bush

signature of owner/official

(928) 782-7049

telephone no.

SUBSCRIBED AND SWORN TO BEFORE ME A NOTARY PUBLIC
IN AND FOR THE COUNTY

Yuma
(county name)

THIS

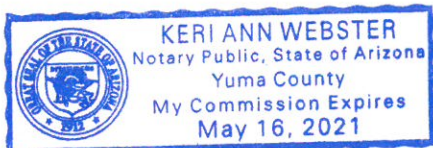
27th

DAY OF

August 2020
(month) and (year)

MY COMMISSION EXPIRES

May 16, 2021
(date)



Keri Ann Webster
(signature of notary public)

Verification and Sworn Statement (Residential Revenue)

Verification:

State of ARIZONA, the undersigned of the
(state name)

County of (county name):

YUMA

Name (owner or official) title:

CHARLES BUSH

Company name:

Fisher's Landing Water and Sewer Works, LLC

DO SAY THAT THIS ANNUAL UTILITY PROPERTY TAX AND SALES TAX REPORT TO THE ARIZONA CORPORATION COMMISSION.

FOR THE YEAR ENDING: 12/31/19

HAS BEEN PREPARED UNDER MY DIRECTION, FROM THE ORIGINAL BOOKS, PAPERS AND RECORDS OF SAID UTILITY; THAT I HAVE CAREFULLY EXAMINED THE SAME, AND DECLARE THE SAME TO BE A COMPLETE AND CORRECT STATEMENT OF BUSINESS AND AFFAIRS OF SAID UTILITY FOR THE PERIOD COVERED BY THIS REPORT IN RESPECT TO EACH AND EVERY MATTER AND THING SET FORTH, TO THE BEST OF MY KNOWLEDGE, INFORMATION AND BELIEF.

Sworn Statement: IN ACCORDANCE WITH THE REQUIREMENTS OF TITLE 40, ARTICLE 8, SECTION 40-401, ARIZONA REVISED STATUTES, IT IS HEREIN REPORTED THAT THE GROSS OPERATING REVENUE OF SAID UTILITY DERIVED FROM ARIZONA INTRASTATE UTILITY OPERATIONS RECEIVED FROM RESIDENTIAL CUSTOMERS DURING THE CALENDAR YEAR WAS:


Arizona Intrastate Gross Operating Revenues Only (\$)

\$323,459

(The amount in the box above includes

\$20,345

in sales taxes
billed or collected)



signature of owner/official

(928) 782-7049

telephone no.

SUBSCRIBED AND SWORN TO BEFORE ME A NOTARY PUBLIC
IN AND FOR THE COUNTY

Yuma
(county name)

THIS


27th


DAY OF

August 2020
(month) and (year)

MY COMMISSION EXPIRES

May 16, 2021
(date)




(signature of notary public)