

ANNUAL REPORT

Of

Company Name: Rainbow Parks, Inc. DBA Escapees at North Ranch
7581 E. Academy Blvd., Ste. 229

Mailing Address: Denver CO
80230

Docket No.: WS-03448A
For the Year Ended: 12/31/22

WATER UTILITY

To

Arizona Corporation Commission

Due on April 15th

Email: Util-Compliance@azcc.gov, mail or deliver the completed Annual Report to:
Arizona Corporation Commission
Compliance Section - Utilities Division
1200 West Washington Street
Phoenix, Arizona 85007

Application Type: Original Filing
Application Date: 4/26/2023

ARIZONA CORPORATION COMMISSION
WATER UTILITY ANNUAL REPORT
Rainbow Parks, Inc. DBA Escapees at North Ranch
A Class Utility

For the Calendar Year Ended: 12/31/22

Primary Address:
City: State: Zip Code:

Telephone Number:

Date of Original Organization of Utility:

Person to whom correspondence should be addressed concerning this report:

Name:
Telephone No. :
Address:
City: State: Zip Code:
Email:

Name:
Telephone No. :
Address:
City: State: Zip Code:
Email:

Name:
Telephone No. :
Address:
City: State: Zip Code:
Email:

Name:
Telephone No. :
Address:
City: State: Zip Code:
Email:

Name:
Telephone No. :
Address:
City: State: Zip Code:
Email:

Ownership:

Counties Served:

Important changes during the year

	For those companies not subject to the affiliated interest rules, has there been a change in ownership or direct control during the year?
	If yes, please provide specific details in the box below.

	Has the company been notified by any other regulatory authorities during the year, that they are out of compliance?
	If yes, please provide specific details in the box below.

Utility Plant in Service (Water)							
Account No	Description	Beginning Year Original Cost	Current Year Additions	Current Year Retirements	Adjusted Original Cost	Accumulated Depreciation	OCLD (OC less AD)
301	Organization	\$0			\$0		\$0
302	Franchises	0			0		0
303	Land and Land Rights	12,000			12,000		12,000
304	Structures and Improvements	0			0		0
305	Collecting & Improving Reservoirs	0			0		0
306	Lake, River, Canal Intakes	0			0		0
307	Wells and Springs	10,000	5,094		15,094	10,418	4,676
308	Infiltration Galleries	0			0		0
309	Supply Mains	0			0		0
310	Power Generation Equipment	0			0		0
311	Pumping Equipment	58,320			58,320	58,320	0
320	Water Treatment Equipment	2,265			2,265	2,265	0
320.1	Water Treatment Plants	0			0		0
320.2	Solution Chemical Feeders	0			0		0
320.3	Point-of-Use Treatment Devices	0			0		0
330	Distribution Reservoirs and Standpipes	78,536			78,536	77,708	828
330.1	Storage Tanks	0			0		0
330.2	Pressure Tanks	0			0		0
331	Transmission and Distribution Mains	135,699			135,699	135,699	0
333	Services	4,138	3,397		7,535	263	7,272
334	Meters and Meter Installations	61,474			61,474	40,025	21,449
335	Hydrants	3,900			3,900	3,900	0
336	Backflow Prevention Devices	0			0		0
339	Other Plant and Misc. Equipment	0			0		0
340	Office Furniture and Equipment	4,981			4,981	4,981	0
340.1	Computer & Software	0			0		0
341	Transportation Equipment	0			0		0
342	Stores Equipment	0			0		0
343	Tools, Shop and Garage Equipment	0			0		0
344	Laboratory Equipment	0			0		0
345	Power Operated Equipment	0			0		0
346	Communication Equipment	0			0		0
347	Miscellaneous Equipment	0			0		0
348	Other Tangible Plant	0			0		0
	Totals	\$371,311	\$8,491	\$0	\$379,803	\$333,578	\$46,225

Rainbow Parks, Inc. DBA Escapees at North Ranch
 Annual Report
 Depreciation Expense for the Current Year (Water)
 12/31/22

Depreciation Expense for the Current Year (Water)									
Account No.	Description	Beginning Year Original Cost	Current Year Additions	Current Year Retirements	Adjusted Original Cost	Fully Depreciated/Non-depreciable Plant	Depreciable Plant	Depreciation Percentages	Depreciation Expense
301	Organization	\$0	\$0	\$0	\$0		\$0		\$0
302	Franchises	0	0	0	0		0		0
303	Land and Land Rights	12,000	0	0	12,000		12,000		0
304	Structures and Improvements	0	0	0	0		0		0
305	Collecting & Improving Reservoirs	0	0	0	0		0		0
306	Lake, River, Canal Intakes	0	0	0	0		0		0
307	Wells and Springs	10,000	5,094	0	15,094		15,094	3.33%	418
308	Infiltration Galleries	0	0	0	0		0		0
309	Supply Mains	0	0	0	0		0		0
310	Power Generation Equipment	0	0	0	0		0		0
311	Pumping Equipment	58,320	0	0	58,320		58,320	8.25%	4,811
320	Water Treatment Equipment	2,265	0	0	2,265	2,265	0		0
320.1	Water Treatment Plants	0	0	0	0		0		0
320.2	Solution Chemical Feeders	0	0	0	0		0		0
320.3	Point-of-Use Treatment Devices	0	0	0	0		0		0
330	Distribution Reservoirs and Standpipes	78,536	0	0	78,536		78,536	2.22%	1,743
330.1	Storage Tanks	0	0	0	0		0		0
330.2	Pressure Tanks	0	0	0	0		0		0
331	Transmission and Distribution Mains	135,699	0	0	135,699	135,699	0		0
333	Services	4,138	3,397	0	7,535		7,535	3.33%	194
334	Meters and Meter Installations	61,474	0	0	61,474		61,474	8.33%	5,121
335	Hydrants	3,900	0	0	3,900	3,900	0		0
336	Backflow Prevention Devices	0	0	0	0		0		0
339	Other Plant and Misc. Equipment	0	0	0	0		0		0
340	Office Furniture and Equipment	4,981	0	0	4,981	4,981	0		0
340.1	Computer & Software	0	0	0	0		0		0
341	Transportation Equipment	0	0	0	0		0		0
342	Stores Equipment	0	0	0	0		0		0
343	Tools, Shop and Garage Equipment	0	0	0	0		0		0
344	Laboratory Equipment	0	0	0	0		0		0
345	Power Operated Equipment	0	0	0	0		0		0
346	Communication Equipment	0	0	0	0		0		0
347	Miscellaneous Equipment	0	0	0	0		0		0
348	Other Tangible Plant	0	0	0	0		0		0
	Subtotal	\$371,311	\$8,491	\$0	\$379,803	\$146,844	\$232,958		\$12,288

Contribution(s) in Aid of Construction (Gross)

Less: Non Amortizable Contribution(s)

Fully Amortized Contribution(s)

Amortizable Contribution(s)

Times Proposed Amortization Rate

Amortization of CIAC

\$0

5.27%

\$0

Less: Amortization of CIAC

DEPRECIATION EXPENSE

Rainbow Parks, Inc. DBA Escapees at North Ranch
 Annual Report
 Balance Sheet Assets
 12/31/22

Balance Sheet Assets				
	Assets		Balance at Beginning of Year (2022)	Balance at End of Year (2022)
Account No.	Current and Accrued Assets			
131	Cash		(\$1,071)	\$1,695
134	Working Funds			
135	Temporary Cash Investments			
141	Customer Accounts Receivable		5,341	6,750
146	Notes Receivable from Associated Companies			
151	Plant Material and Supplies			
162	Prepayments			
174	Miscellaneous Current and Accrued Assets			
	Total Current and Accrued Assets		\$4,270	\$8,445
Account No.	Fixed Assets			
101	Utility Plant in Service*		\$371,311	\$379,803
103	Property Held for Future Use			
105	Construction Work in Progress			
108	Accumulated Depreciation (enter as negative)*		(321,290)	(333,578)
121	Non-Utility Property			
122	Accumulated Depreciation - Non Utility			
	Total Fixed Assets		\$50,021	\$46,225
	Total Assets		\$54,291	\$54,670

*Note these items feed automatically from AR3 UPIS Page 4

Rainbow Parks, Inc. DBA Escapees at North Ranch
Annual Report
Balance Sheet Liabilities and Owners Equity

Balance Sheet Liabilities and Owners Equity				
	Liabilities		Balance at Beginning of Year (2022)	Balance at End of Year (2022)
Account No.	Current Liabilities			
231	Accounts Payable		\$2,007	\$4,312
232	Notes Payable (Current Portion)			
234	Notes Payable to Associated Companies		7,354	7,354
235	Customer Deposits		650	60
236	Accrued Taxes		1,447	1,120
237	Accrued Interest			
242	Miscellaneous Current and Accrued Liabilities			
	Total Current Liabilities		\$11,458	\$12,846
	Long Term Debt			
224	Long Term Debt (Notes and Bonds)			
	Deferred Credits			
251	Unamortized Premium on Debt			
252	Advances in Aid of Construction			
255	Accumulated Deferred Investment Tax Credits			
271	Contributions in Aid of Construction			
272	Less: Amortization of Contributions			
281	Accumulated Deferred Income Tax			
	Total Deferred Credits		\$0	\$0
	Total Liabilities		\$11,458	\$12,846
	Capital Accounts			
201	Common Stock Issued			
211	Other Paid-In Capital			
215	Retained Earnings		42,833	41,825
218	Proprietary Capital (Sole Props and Partnerships)			
	Total Capital		\$42,833	\$41,825
	Total Liabilities and Capital		\$54,291	\$54,670

Note: Total liabilities and Capital must match total assets for the beginning and end of the year!

Rainbow Parks, Inc. DBA Escapees at North Ranch
Annual Report
Water Comparative Income Statement
12/31/22

Water Comparative Income Statement			
Account No.	Calendar Year	Current Year 01/01/2022 - 12/31/2022	Last Year 01/01/2021 - 12/31/2021
	Operating Revenue		
461	Metered Water Revenue	\$41,959	\$33,325
460	Unmetered Water Revenue	61,316	61,235
462	Fire Protection Revenue		
469	Guaranteed Revenues (Surcharges)		
471	Miscellaneous Service Revenues	575	613
474	Other Water Revenue		
	Total Revenues	\$103,850	\$95,172
	Operating Expenses		
601	Salaries and Wages		
604	Employee Pensions and Benefits		
610	Purchased Water		
615	Purchased Power	19,036	17,131
618	Chemicals	1,030	1,685
620	Materials and Supplies	465	1,164
620.1	Repairs and Maintenance	8,524	2,181
620.2	Office Supplies and Expense		
630	Contractual Services		
631	Contractual Services - Engineering		
632	Contractual Services - Accounting		
633	Contractual Services - Legal		
634	Contractual Services - Management Fees	41,689	42,966
635	Contractual Services - Water Testing	3,272	1,500
636	Contractual Services - Other		
640	Rents		
641	Rental of Building/Real Property		
642	Rental of Equipment		
650	Transportation Expenses		
657	Insurance - General Liability		
657.1	Insurance - Health and Life		
665	Regulatory Commission Expense - Rate		
670	Bad Debt Expense		
675	Miscellaneous Expense	3,480	3,617
403	Depreciation Expense (From Schedule AR4)	12,288	13,845
408	Taxes Other Than Income		
408.11	Property Taxes	4,150	4,172
409	Income Taxes		
427.1	Customer Security Deposit Interest		
	Total Operating Expenses	\$93,933	\$88,261
	Operating Income / (Loss)	\$9,917	\$6,911
	Other Income / (Expense)		
419	Interest and Dividend Income		
421	Non-Utility Income	883	952
426	Miscellaneous Non-Utility (Expense)		
427	Interest (Expense)		
	Total Other Income / (Expense)	\$883	\$952
	Net Income / (Loss)	\$10,800	\$7,864

Rainbow Parks, Inc. DBA Escapees at North Ranch
 Annual Report
 Full time equivalent employees
 12/31/22

Full time equivalent employees

	Direct Company	Allocated	Outside service	Total
President				0.0
Vice-president				0.0
Manager				0.0
Engineering Staff				0.0
System Operator(s)	0.3		0.2	0.5
Meter reader				0.0
Customer Service			0.2	0.2
Accounting				0.0
Business Office				0.0
Rates Department				0.0
Administrative Staff			0.2	0.2
Other				0.0
Total	0.3	0.0	0.6	0.9

Supplemental Financial Data (Long-Term Debt)				
	Loan #1	Loan #2	Loan #3	Loan #4
Date Issued				
Source of Loan				
ACC Decision No.				
Reason for Loan				
Dollar Amt. Issued				
Amount Outstanding				
Date of Maturity				
Interest Rate				
Current Year Interest				
Current Year Principal				

Meter Deposit Balance at Test Year End:

Meter Deposits Refunded During the Test Year:

List all bonds, notes, loans, and other types of indebtedness in which the proceeds were used in the provision of public utility service. Indebtedness incurred for personal uses by the owner of the utility should not be listed. Input 0 or none if there is nothing to report for that cell.

Well and Water Usage											
Name of the System ESCAPEES AT NORTH RANCH											
ADW Public Water System Number			AZ0413148								
ADWR PCC Number			91-000672 0000								
Well registry 55# (55-XXXXXX)	Pump Horsepower	Pump Yield (gpm)	Casing Depth (feet)	Casing Diameter (inches)	Pump Motor Type **	Year Drilled	Water level 2012	Water level 2022	Meter Size (inches)	How measured	Active
55-506823	30	150	10	10		1984				Metered	Yes

Name of system water delivered to: _____

ADWR PCC Number: _____

Source of water delivered to another system: _____

Name of system water received from: _____

ADWR PCC Number: _____

Source of water received: _____

Well registry 55# (55-XXXXXX): _____

Month	Water withdrawn (gallons) ¹	Water sold (gallons) ²	Water delivered (sold) to other systems (gallons) ³	Water received (purchased) from other systems (gallons) ⁴	Estimated authorized use (gallons) ⁵	Purchased Power Expense ⁶	Purchased Power (kWh) ⁷
January	2,259,910.00	2,259,910.00				\$1,559	13,000
February	2,709,453.00	2,709,453.00				1,592	11,810
March	3,118,122.00	3,118,122.00				1,562	12,572
April	4,421,580.00	4,421,580.00				1,659	13,673
May	2,460,528.00	2,460,528.00				1,803	13,440
June	2,615,482.00	2,615,482.00				1,420	10,413
July	2,495,607.00	2,495,607.00				1,506	11,226
August	2,428,690.00	2,428,690.00				1,493	10,553
September	1,647,171.00	1,647,171.00				1,647	12,247
October	5,641,171.00	5,641,171.00				1,556	10,844
November	3,411,718.00	3,411,718.00				1,665	12,016
December	1,955,036.00	1,955,036.00				1,575	13,221
Totals	35,164,468.00	35,164,468.00	0.00	0.00	0.00	\$19,036	145,015

If applicable, in the space below please provide a description for all un-metered water use along with amounts:

1 Water withdrawn - Total gallons of water withdrawn from pumped sources
 2 Water sold - Total gallons from customer meters, and other sales such as construction water
 3 Water delivered (sold) to other systems - Total gallons of water delivered to other systems
 4 Water received (purchased) from other systems - Total gallons of water purchased/received from other systems
 5 Estimated authorized use - Total estimated gallons from authorized metered or unmetered use. Authorized uses such as flushing (mains, services and hydrants) draining/cleaning tanks, process, construction, fire fighting, etc. Non-authorized use (real losses) are service line breaks and leaks, water main breaks, meter inaccuracies and theft
 6 Enter the total purchased power costs for the power meters associated with this system.
 7 Enter the total purchased kWh used by the power meters associated with this system.

Water Utility Plant Description	
Name of the System:	ESCAPEES AT NORTH RANCH
ADEQ Public Water System Number	AZ0413148
ADWR PCC Number:	91-000672 0000

MAINS		
Sizes (inches)	Material	Length (feet)
2.00		
3.00		
4.00	PVC	18,643
5.00		
6.00	PVC	290
8.00		
10.00		
12.00		

CUSTOMER METERS			
Size (inches)	Quantity	Percent over 1,000,000 gallons	Percent over 10 years old
5/8 X 3/4	436	25%	60%
1.5	1		

SERVICE LINES		
Material	Percent of system	Year installed

BOOSTER PUMPS		
Horsepower	GPM	Quantity
15		2

FIRE HYDRANTS	
Type	Quantity
Standard *	1
Other	

STORAGE TANKS			
Capacity (gallons)	Material	Quantity	Year installed
10,000	Steel	1	
60,000	Steel	1	

PRESSURE/BLADDER TANKS			
Capacity (gallons)	Material	Quantity	Year installed
10,000	steel	1	

* A standard fire hydrant has two 2.5 inch hose connection nozzles with 7.5 threads per inch, and one 4.5 inch pumper connection nozzle with 4 threads per inch

Water Utility Plant Description (Continued)
--

For the following three items, list the utility owned assets in each category for each system.

TREATMENT EQUIPMENT:	Liquid Chlorination
-----------------------------	---------------------

STRUCTURES:	Storage Tank, pressure pumps
--------------------	------------------------------

OTHER:	
---------------	--

Provide a calculation used to determine the value of one water equivalent residential connection (ERC).

Use one of the following methods:

- (a) If actual flow data are available from the preceding 12 months, divide the total annual single family residence (SFR) gallons sold by the average number of single family residence customers for the same period and divide the result by
- (b) If no historical flow data are available, use:
 $ERC = (\text{Total SFR gallons sold (Omit 000)} / 365 \text{ days} / 350 \text{ gallons per day})$

ERC	223
Method used	(a)

Customer and Other Information	
Name of the System:	ESCAPEES AT NORTH RANCH
ADEQ Public Water System Number:	AZ0413148
ADWR PCC Number:	91-000672.0000

Month	Number of Customers				Other Non-Residential
	Single-Family	Multi-Family	Commercial	Turf/Irrigation	
January	431		1		
February	437		1		
March	424		1		
April	430		1		
May	430		1		
June	434		1		
July	430		1		
August	430		1		
September	432		1		
October	433		1		
November	433		1		
December	431		1		

If the system has fire hydrants, what is the fire flow requirements? GPM for hrs.

Does the system have chlorination treatment? Yes

Does the Company have an ADWR Gallons Per Capita Per Day (GPCPD) requirement? No
 If yes, provide the GPCPD amount:

Is the Water Utility located in an ADWR Active Management Area (AMA)? No
 If yes, which AMA?

What is the present system connection capacity (in ERCs *) using existing lines? 500

What is the future system connection capacity (in ERCs *) upon service area buildout? 500

Describe any plans and estimated completion dates for any enlargements or improvements of this system.

* an ERC is based on the calculation on the bottom of AR9 page 12.

Rainbow Parks, Inc. DBA Escapees at North Ranch
 Annual Report
 Utility Shutoffs / Disconnects
 12/31/22

Utility Shutoffs / Disconnects	
Name of the System:	ESCAPEES AT NORTH RANCH
ADEQ Public Water System Number:	AZ0413148
ADWR PCC Number:	91-000672.0000

Month	Termination without Notice R14-2-410.B	Termination with Notice R14-2-410.C	Other
January			
February			
March			
April			
May			
June			
July			
August			
September			
October			
November			
December			
Total	0	0	0

Other (description):

Instructions: Fill out the Grey Cells with the relevant information. Input 0 or none if there is nothing recorded in that account or there is no applicable information to report.

Rainbow Parks, Inc. DBA Escapees at North Ranch
Annual Report
Property Taxes
12/31/22

Property Taxes	
Amount of actual property taxes paid during Calendar Year 2022 was	\$4,161

If no property taxes paid, explain why.

Instructions: Fill out the Grey Cells with the relevant information. Input 0 or none if there is nothing recorded in that account or there is no applicable information to report.

water

Rainbow Parks, Inc. DBA Escapees at North Ranch
Annual Report
Verification and Sworn Statement (Taxes)
12/31/22

Verification and Sworn Statement (Taxes)

Verification: State of Colorado I, the undersigned of the
(state name)

County of (county name):
Name (owner or official) title: Jason Williamson
Company name: Rainbow Parks, Inc. DBA Escapees at North Ranch

DO SAY THAT THIS ANNUAL UTILITY PROPERTY TAX AND SALES TAX REPORT TO THE ARIZONA CORPORATION COMMISSION.

FOR THE YEAR ENDING: 12/31/22

HAS BEEN PREPARED UNDER MY DIRECTION, FROM THE ORIGINAL BOOKS, PAPERS AND RECORDS OF SAID UTILITY; THAT I HAVE CAREFULLY EXAMINED THE SAME, AND DECLARE THE SAME TO BE A COMPLETE AND CORRECT STATEMENT OF BUSINESS AND AFFAIRS OF SAID UTILITY FOR THE PERIOD COVERED BY THIS REPORT IN RESPECT TO EACH AND EVERY MATTER AND THING SET FORTH, TO THE BEST OF MY KNOWLEDGE, INFORMATION AND BELIEF.

Sworn Statement: I HEREBY ATTEST THAT ALL PROPERTY TAXES FOR SAID COMPANY ARE CURRENT AND PAID IN FULL.

I HEREBY ATTEST THAT ALL SALES TAXES FOR SAID COMPANY ARE CURRENT AND PAID IN FULL.

[Signature]
signature of owner/official
720.949.1384
telephone no.

SUBSCRIBED AND SWORN TO BEFORE ME A NOTARY PUBLIC
IN AND FOR THE COUNTY

THIS 14th DAY OF Denver April 2023
(county name) (month) and (year)

MY COMMISSION EXPIRES 03/22/2025
(date)

[Signature]
(signature of notary public)

Verification and Sworn Statement

Verification:

State of Colorado I, the undersigned of the
(state name)
County of (county name): 0
Name (owner or official) title: Jason Williamson
Company name: Rainbow Parks, Inc. DBA Escapees at North Ranch

DO SAY THAT THIS ANNUAL UTILITY PROPERTY TAX AND SALES TAX REPORT TO THE ARIZONA CORPORATION COMMISSION.


FOR THE YEAR ENDING: 12/31/22

HAS BEEN PREPARED UNDER MY DIRECTION, FROM THE ORIGINAL BOOKS, PAPERS AND RECORDS OF SAID UTILITY; THAT I HAVE CAREFULLY EXAMINED THE SAME, AND DECLARE THE SAME TO BE A COMPLETE AND CORRECT STATEMENT OF BUSINESS AND AFFAIRS OF SAID UTILITY FOR THE PERIOD COVERED BY THIS REPORT IN RESPECT TO EACH AND EVERY MATTER AND THING SET FORTH, TO THE BEST OF MY KNOWLEDGE, INFORMATION AND BELIEF.


Sworn Statement:

IN ACCORDANCE WITH THE REQUIREMENTS OF TITLE 40, ARTICLE 8, SECTION 40-401, ARIZONA REVISED STATUTES, IT IS HEREIN REPORTED THAT THE GROSS OPERATING REVENUE OF SAID UTILITY DERIVED FROM ARIZONA INTRASTATE UTILITY OPERATIONS DURING THE CALENDAR YEAR WAS:

Arizona Intrastate Gross Operating Revenues Only (\$)
\$103,850
(The amount in the box above includes
\$6,559 in sales taxes
billed or collected)


signature of owner/official
720.949.1384
telephone no.

SUBSCRIBED AND SWORN TO BEFORE ME A NOTARY PUBLIC
IN AND FOR THE COUNTY Denver
(county name)
THIS 14th DAY OF April 2023
(month) and (year)
MY COMMISSION EXPIRES 03/22/2025
(date)


(signature of notary public)

Verification and Sworn Statement (Residential Revenue)

Verification:

State of Colorado I, the undersigned of the
(state name)

County of (county name): 0
Name (owner or official) title: Jason Williamson
Company name: Rainbow Parks, Inc. DBA Escapees at North Ranch

DO SAY THAT THIS ANNUAL UTILITY PROPERTY TAX AND SALES TAX REPORT TO THE ARIZONA CORPORATION COMMISSION.

FOR THE YEAR ENDING: 12/31/22

HAS BEEN PREPARED UNDER MY DIRECTION, FROM THE ORIGINAL BOOKS, PAPERS AND RECORDS OF SAID UTILITY; THAT I HAVE CAREFULLY EXAMINED THE SAME, AND DECLARE THE SAME TO BE A COMPLETE AND CORRECT STATEMENT OF BUSINESS AND AFFAIRS OF SAID UTILITY FOR THE PERIOD COVERED BY THIS REPORT IN RESPECT TO EACH AND EVERY MATTER AND THING SET FORTH, TO THE BEST OF MY KNOWLEDGE, INFORMATION AND BELIEF.

Sworn Statement:


IN ACCORDANCE WITH THE REQUIREMENTS OF TITLE 40, ARTICLE 8, SECTION 40-401, ARIZONA REVISED STATUTES, IT IS HEREIN REPORTED THAT THE GROSS OPERATING REVENUE OF SAID UTILITY DERIVED FROM ARIZONA INTRASTATE UTILITY OPERATIONS RECEIVED FROM RESIDENTIAL CUSTOMERS DURING THE CALENDAR YEAR WAS:

Arizona Intrastate Gross Operating Revenues Only (\$)

\$103,850

(The amount in the box above includes

\$6,559 in sales taxes
billed or collected)


signature of owner/official

720.949.1384


telephone no.

SUBSCRIBED AND SWORN TO BEFORE ME A NOTARY PUBLIC
IN AND FOR THE COUNTY

Denver
(county name)

THIS 14th DAY OF April 2023
(month) and (year)

MY COMMISSION EXPIRES 03/22/2025
(date)


(signature of notary public)

for Income Tax Statement of Certification

Verification:

State of Colorado I, the undersigned of the
(state name)

County of (county name): 0
Name (owner or official) title: Jason Williamson
Company name: Rainbow Parks, Inc. DBA Escapees at North Ranch

FOR THE YEAR ENDING: 12/31/22

Sworn Statement:

IN ACCORDANCE WITH THE REQUIREMENTS OF DECISION NO. 77084, BECAUSE THE UTILITY REQUIRES THE GROSS UP OF ADVANCES AND CONTRIBUTIONS, I HEREBY STATE THAT THE UTILITY A NET INCREASE IN CURRENT INCOME TAX EXPENSE OR A DECREASE IN DEFERRED TAX ASSET FOR A CARRY FORWARD ACCORDING TO GAAP IN AN AMOUNT EQUAL TO OR GREATER THAN THE AMOUNT OF THE REQUIRED GROSS UP PAID BY DEVELOPERS IN THE PERIOD COVERED BY THIS ANNUAL REPORT.



signature of owner/official

720.949.1384

telephone no.

SUBSCRIBED AND SWORN TO BEFORE ME A NOTARY PUBLIC
IN AND FOR THE COUNTY

Denver

(county name)

THIS

14th

DAY OF


April 2023

(month) and (year)

MY COMMISSION EXPIRES

03/22/2025

(date)



(signature of notary public)