

ARIZONA CORPORATION COMMISSION
UTILITIES DIVISION

RECEIVED BY EMAIL
5/12/2023, 1:56 PM
ARIZONA CORPORATION COMMISSION
UTILITIES DIVISION

ANNUAL REPORT MAILING LABEL - MAKE CHANGES AS NECESSARY

<input type="checkbox"/>	
WS-01303A EPCOR Water Arizona Inc. 2355 W. Pinnacle Peak Road, Suite 300 Phoenix, AZ 85027	
<input type="checkbox"/>	Please click here if pre-printed Company name on this form is not your current Company name or dba name is not included.
Please list current Company name including dba here:	

ANNUAL REPORT
Water & Wastewater

FOR YEAR ENDING

12 31 2022

FOR COMMISSION USE

ANN 04-05 15

COMPANY INFORMATION

Company Name (Business Name) EPCOR Water Arizona Inc. f/k/a/ Arizona-American Water Company			
Mailing Address 2355 W. Pinnacle Peak Road, Suite 300			
(Street)			
Phoenix	AZ	85027	
(City)		(State)	
(City)		(Zip)	
(623) 445-2400		(623) 587-1044	
Telephone No. (Include Area Code)		Fax No. (Include Area Code)	
		Cell No. (Include Area Code)	
Email Address _____			
Local Office Mailing Address 2355 W. Pinnacle Peak Road, Suite 300			
(Street)			
Phoenix	AZ	85027	
(City)		(State)	
(City)		(Zip)	
(623) 445-2400		1-800-383-0834	
Local Customer Service Phone No. (Include Area Code)		(1-800 or other long distance Customer Service Phone No.)	
Email Address mywater@epcor.com		Website address epcor.com	

MANAGEMENT INFORMATION

Regulatory Contact:			
Management Contact: Sheryl L. Hubbard Director, Regulatory and Rates			
(Name)		(Title)	
2355 W. Pinnacle Peak Road, Suite 300	Phoenix	AZ	85027
(Street)		(City)	
(Street)		(Zip)	
(623) 445-2419		(623) 587-1044	
Telephone No. (Include Area Code)		Fax No. (Include Area Code)	
		Cell No. (Include Area Code)	
Email Address shubbard@epcor.com			
On Site Manager: Sheryl L. Hubbard Director, Rates			
(Name)		(Title)	
2355 W. Pinnacle Peak Road, Suite 300	Phoenix	AZ	85027
(Street)		(City)	
(Street)		(Zip)	
(623) 445-2419		(623) 587-1044	
Telephone No. (Include Area Code)		Fax No. (Include Area Code)	
		Cell No. (Include Area Code)	
Email Address shubbard@epcor.com			

Statutory Agent: Corporate Service Company			
(Name)			
2355 W. Pinnacle Peak Road, Suite 300	Phoenix	AZ	85027
(Street)	(City)	(State)	(Zip)
(624) 445-2400	N/A		N/A
Telephone No. (Include Area Code)	Fax No. (Include Area Code)	Cell No. (Include Area Code)	
Attorney: Thomas A. Loquvam			
(Name)			
2355 W. Pinnacle Peak Road, Suite 300	Phoenix	AZ	85027
(Street)	(City)	(State)	(Zip)
(623) 445-2449	N/A		N/A
Telephone No. (Include Area Code)	Fax No. (Include Area Code)	Cell No. (Include Area Code)	

OWNERSHIP INFORMATION

Check the following box that applies to your company:

- | | |
|---|--|
| <input type="checkbox"/> Sole Proprietor (S) | <input checked="" type="checkbox"/> Corporation (C) (Other than Association/Co-op) |
| <input type="checkbox"/> Partnership (P) | <input type="checkbox"/> Subchapter S Corporation (Z) |
| <input type="checkbox"/> Bankruptcy (B) | <input type="checkbox"/> Association/Co Op (A) |
| <input type="checkbox"/> Receivership R | <input type="checkbox"/> Limited Liability Company |
| <input type="checkbox"/> Other (Describe) _____ | |

COUNTIES SERVED

Check the box below for the county/ies in which you are certificated to provide service:

- | | | |
|--|--|--|
| <input type="checkbox"/> APACHE | <input type="checkbox"/> COCHISE | <input type="checkbox"/> COCONINO |
| <input type="checkbox"/> GILA | <input type="checkbox"/> GRAHAM | <input type="checkbox"/> GREENLEE |
| <input type="checkbox"/> LA PAZ | <input checked="" type="checkbox"/> MARICOPA | <input checked="" type="checkbox"/> MOHAVE |
| <input type="checkbox"/> NAVAJO | <input type="checkbox"/> PIMA | <input checked="" type="checkbox"/> PINAL |
| <input checked="" type="checkbox"/> SANTA CRUZ | <input type="checkbox"/> YAVAPAI | <input type="checkbox"/> YUMA |
| <input type="checkbox"/> STATEWIDE | | |

COMPANY NAME

EPCOR Water Arizona Inc.

WATER UTILITY PLANT IN SERVICE

Acct. No.	DESCRIPTION	Original Cost (OC)	Accumulated Depreciation (AD)	O.C.L.D. (OC less AD)
301	Organization	34,328	0	34,328
302	Franchises	5,086,335	0	5,086,335
303	Land and Land Rights	12,799,474	111,219	12,688,256
304	Structures and Improvements	147,609,784	37,801,889	109,807,895
305	Collecting and Impounding	5,162,044	1,532,268	3,629,776
306	Lake, River & Other Intake	1,296,466	460,277	836,190
307	Wells and Springs	65,417,393	19,601,394	45,815,998
308	Infiltration Galleries	297,908	107,068	190,840
309	Supply Mains	10,030,879	2,843,767	7,187,112
310	Power Production Equipment	9,645,890	3,208,889	6,437,001
311	Pumping Equipment	107,670,461	70,894,696	36,775,765
320	Water Treatment Equipment	107,896,780	69,607,593	38,289,187
330	Distribution Reservoirs and Standpipes	53,952,481	15,958,128	37,994,353
331	Transmission and Distribution Mains	415,805,358	111,562,765	304,242,593
332	Fire Mains	170	76	94
333	Services	84,732,416	26,955,272	57,777,144
334	Meters and Meter Installations	68,895,636	43,373,348	25,522,288
335	Hydrants	42,791,666	12,766,140	30,025,526
336	Backflow Prevention Devices	4,233	1,534	2,699
339	Other Plant and Misc. Equipment	7,146,403	2,054,202	5,092,201
340	Office Furniture and Equipment	10,235,356	7,602,629	2,632,727
341	Transportation Equipment	7,001,862	8,638,704	-1,636,842
342	Stores Equipment	33,242	27,943	5,299
343	Tools, Shop and Garage Equipment	2,826,426	1,449,121	1,377,304
344	Laboratory Equipment	741,949	372,630	369,319
345	Power Operated Equipment	3,415,172	1,216,462	2,198,711
346	Communication Equipment	18,459,939	13,159,451	5,300,488
347	Miscellaneous Equipment	9,807,095	3,071,382	6,735,713
348	Other Tangible Plant	45,395	29,566	15,829
				0
	TOTALS	1,198,842,542	454,408,414	744,434,128

This amount goes on the Balance Sheet Acct. No. 108 

* This amount reflects the merger of Chaparral City Water Company with Epcor Water Arizona

COMPANY NAME

EPCOR Water Arizona Inc.

WATER CALCULATION OF DEPRECIATION EXPENSE FOR CURRENT YEAR

Acct. No.	DESCRIPTION	Original Cost (1)	Depreciation Percentage (2)	Depreciation Expense (1x2)
301	Organization	34,328	*	0
302	Franchises	5,086,335	*	0
303	Land and Land Rights	12,799,474	*	0
304	Structures and Improvements	147,609,784	*	1,952,123
305	Collecting and Impounding	5,162,044	*	36,336
306	Lake, River & Other Intake	1,296,466	*	25,787
307	Wells and Springs	65,417,393	*	1,637,889
308	Infiltration Galleries and Tunnels	297,908	*	7,324
309	Supply Mains	10,030,879	*	-1,403,436
310	Power Production Equipment	9,645,890	*	309,704
311	Pumping Equipment	107,670,461	*	6,354,280
320	Water Treatment Equipment	107,896,780	*	2,540,058
330	Distribution Reservoirs and Standpipes	53,952,481	*	511,658
331	Transmission and Distribution Mains	415,805,358	*	5,919,229
332	Fire Mains	170	*	2
333	Services	84,732,416	*	2,222,575
334	Meters and Meter Installations	68,895,636	*	5,424,045
335	Hydrants	42,791,666	*	686,587
336	Backflow Prevention Devices	4,233	*	236
339	Other Plant and Misc. Equipment	7,146,403	*	251,428
340	Office Furniture and Equipment	10,235,356	*	531,681
341	Transportation Equipment	7,001,862	*	597,366
342	Stores Equipment	33,242	*	477
343	Tools, Shop and Garage Equipment	2,826,426	*	122,922
344	Laboratory Equipment	741,949	*	5,291
345	Power Operated Equipment	3,415,172	*	164,736
346	Communication Equipment	18,459,939	*	1,199,901
347	Miscellaneous Equipment	9,807,095	*	981,048
348	Other Tangible Plant	45,395	*	8,919
	Reg Asset AFUDC Debt	0	*	0
	TOTALS	1,198,842,542	0	30,088,167

* See Attached for depreciation rates

* This amount reflects the merger of Chaparral City Water Company with Epcor Water Arizona

Water Depreciation Rates By Account For Current Year

Acct. No.	DESCRIPTION	Paradise Valley	Sun City	Sun City West	Gateway	Sonoran Water District	San Tan
301	Organization	-	-	-	-		
302	Franchises	-	-	-	-		
303	Land and Land Rights	-	-	-	-		
304.1	Structures and Improvements Source Supply	2.50%	2.50%	2.50%	2.50%	2.50%	3.33%
304.2	Structures and Improvements Pumping	2.50%	2.50%	2.50%	2.50%	2.50%	
304.3	Structures and Improvements WT	2.50%	2.50%	2.50%	2.50%	2.50%	
304.4	Structures and Improvements TD	2.50%	2.50%	2.50%	2.50%	2.50%	
304.5	Structures and Improvements AG	2.50%	2.50%	2.50%	2.50%	2.50%	
304.51	Structures and Improvements-Cap Lease						
304.6	Structures and Improvements-Offices	2.50%	2.50%	2.50%	2.50%	2.50%	
304.62	Structures and Improvements-Leasehold	2.50%	2.50%	2.50%	2.50%	2.50%	
304.621	Structures and Improvements-Leasehold	2.50%	2.50%	2.50%	2.50%	2.50%	
304.7	Structures and Improvements Store shop,gar	2.50%	2.50%	2.50%	2.50%	2.50%	
304.8	Structures and Improvements Source Misc	2.50%	2.50%	2.50%	2.50%	2.50%	
305	Collecting and Impounding	2.00%	2.00%	2.00%	2.00%	2.00%	2.50%
306	Lake, River & Other Intake	2.00%	2.00%	2.00%	2.00%	2.00%	2.50%
307	Wells and Springs	2.86%	2.86%	2.86%	2.86%	2.86%	3.33%
308	Infiltration Galleries & Tunne	2.50%	2.50%	2.50%	2.50%	2.50%	6.67%
309	Supply Mains	1.82%	1.82%	1.82%	1.82%	1.82%	2.00%
310	Power Production Equipment	4.00%	4.00%	4.00%	4.00%	4.00%	5.00%
310.1	Power Generation Equip Other						
311	Pumping Equipment	6.06%	6.06%	6.06%	6.06%	6.06%	8.33%
311.2	Pumping Equipment-Electric	6.06%	6.06%	6.06%	6.06%	6.06%	
311.3	Pumping Equipment-Diesel	6.06%	6.06%	6.06%	6.06%	6.06%	
311.4	Pumping Equipment-Hydraulic	6.06%	6.06%	6.06%	6.06%	6.06%	
311.5	Pumping Equipment-Other	6.06%	6.06%	6.06%	6.06%	6.06%	
311.53	Pumping Equipment-WT	6.06%	6.06%	6.06%	6.06%	6.06%	
311.54	Pumping Equipment-TD						
320.1	Water Treatment Equipment - Non-Media	5.00%	5.00%	5.00%	5.00%	5.00%	5.00%
320.2	WT Equip Filter Media	10.00%	10.00%	10.00%	10.00%	10.00%	10.00%
330	Distribution Reservoirs and Standpipes	1.82%	1.82%	1.82%	1.82%	1.82%	2.22%
330.1	Elevated Tanks and Standpipes	1.82%	1.82%	1.82%	1.82%	1.82%	2.22%
330.2	Ground Level Tanks	2.35%	2.35%	2.35%	2.35%	2.35%	5.00%
330.3	Below Ground Tanks	2.35%	2.35%	2.35%	2.35%	2.35%	
330.4	Clearwell	2.86%	2.86%	2.86%	2.86%	2.86%	
331	Transmission and Distribution Mains	2.00%	2.00%	2.00%	2.00%	2.00%	2.00%
331.1	Transmission and Distribution Mains 4" <	2.00%	2.00%	2.00%	2.00%	2.00%	
331.2	Transmission and Distribution Mains 6" - 8"	2.00%	2.00%	2.00%	2.00%	2.00%	
331.3	Transmission and Distribution Mains 10" - 16"	2.00%	2.00%	2.00%	2.00%	2.00%	
331.4	Transmission and Distribution Mains >16"	2.00%	2.00%	2.00%	2.00%	2.00%	
332	Fire Mains	2.00%	2.00%	2.00%	2.00%	2.00%	
333	Services	2.86%	2.86%	2.86%	2.86%	2.86%	3.33%
334.1	Meters and Meter Installations	8.33%	8.33%	8.33%	8.33%	8.33%	8.33%
334.2	Meter Installations	2.50%	2.50%	2.50%	2.50%	2.50%	
334.3	Meter Vaults	2.50%	2.50%	2.50%	2.50%	2.50%	
335	Hydrants	2.00%	2.00%	2.00%	2.00%	2.00%	2.00%
336	Backflow Prevention Devices	6.67%	6.67%	6.67%	6.67%	6.67%	6.67%
339	Other Plant and Misc. Equipment						6.67%
339.1	Other Plant and Misc. Equipment	6.67%	6.67%	6.67%	6.67%	6.67%	
339.2	Other Plant and Misc. Equipment - SS	6.67%	6.67%	6.67%	6.67%	6.67%	
339.5	Other Plant and Misc. Equipment - TP	6.67%	6.67%	6.67%	6.67%	6.67%	
339.6	Other Plant and Misc. Equipment - CPS	4.42%	4.42%	4.42%	4.42%	4.42%	
340	Office Furniture and Equipment						6.67%
340.1	Office Furniture and Equipment	5.37%	5.37%	5.37%	5.37%	5.37%	20.00%
340.2	Comp & Periph Equipment	20.00%	20.00%	20.00%	20.00%	20.00%	
340.3	Computer Software	20.00%	20.00%	20.00%	20.00%	20.00%	
340.31	Computer Software Mainframe	20.00%	20.00%	20.00%	20.00%	20.00%	
340.325	Computer Software Customized	20.00%	20.00%	20.00%	20.00%	20.00%	
340.33	Computer Software	20.00%	20.00%	20.00%	20.00%	20.00%	
340.4	Date Handling Equipment						
340.5	Other Office Equipment	6.67%	6.67%	6.67%	6.67%		
340.33	Computer Software Other					20.00%	
340.5	Other Office Equipment					6.67%	
341	Transportation Equip						14.29%
341.1	Transportation Equip	14.29%	14.29%	14.29%	14.29%	14.29%	
341.2	Trans Equip Hvy Duty Trucks	14.29%	14.29%	14.29%	14.29%	14.29%	
341.3	TransEquip Autos	14.29%	14.29%	14.29%	14.29%	14.29%	
341.4	Trans Equip Other	14.29%	14.29%	14.29%	14.29%	14.29%	
342	Stores Equipment	4.00%	4.00%	4.00%	4.00%	4.00%	4.00%
343	Tools, Shop and Garage Equipment	4.44%	4.44%	4.44%	4.44%	4.44%	5.00%
344	Laboratory Equipment	5.71%	5.71%	5.71%	5.71%	5.71%	10.00%
345	Power Operated Equipment	5.00%	5.00%	5.00%	5.00%	5.00%	5.00%
346.1	Comm Equipment - Non Telephone	10.00%	10.00%	10.00%	10.00%	10.00%	10.00%
346.19	Remote Control & Instrument	10.00%	10.00%	10.00%	10.00%	10.00%	
346.2	Comm Equipment - Telephone	10.00%	10.00%	10.00%	10.00%	10.00%	
346.3	Comm Equip other	10.00%	10.00%	10.00%	10.00%	10.00%	
347	Miscellaneous Equipment	10.00%	10.00%	10.00%	10.00%	10.00%	10.00%
348	Other Tangible Property	10.00%	10.00%	10.00%	10.00%	10.00%	10.00%

COMPANY NAME

EPCOR Water Arizona Inc.

WASTEWATER UTILITY PLANT IN SERVICE

Acct. No.	DESCRIPTION	Original Cost (OC)	Accumulated Depreciation (AD)	O.C.L.D. (OC less AD)
351	Organization	126,451	0	126,451
352	Franchises	502,925	0	502,925
353	Land and Land Rights	24,178,465	0	24,178,465
354	Structures and Improvements	56,671,829	17,106,350	39,565,479
355	Power Generation Equipment	8,100,480	3,105,018	4,995,462
360	Collection Sewers - Force	33,873,806	9,619,127	24,254,679
361	Collection Sewers - Gravity	168,816,325	58,522,882	110,293,443
362	Special Collecting Structures	5,996,919	5,797,887	199,033
363	Services to Customers	31,711,066	9,078,443	22,632,623
364	Flow Measuring Devices	1,410,674	912,105	498,569
365	Flow Measuring Installations	0	0	0
367	Reuse Meters & Meter Installation	0	0	0
370	Receiving Wells	3,740,379	1,670,508	2,069,870
371	Pumping Equip	21,499,974	19,441,750	2,058,224
374	Recharge	235,411	10,832	224,579
375	Reuse T&D	1,701,198	536,446	1,164,752
380	Treatment and Disposal Equip.	87,288,539	61,562,225	25,726,314
381	Plant Sewer	67,389,573	45,755,391	21,634,183
382	Outfall Sewer Lines	1,646,671	830,310	816,361
389	Other Plant and Misc. Equipment	6,207,695	3,068,435	3,139,260
390	Office Furniture and Equipment	1,037,270	987,308	49,962
391	Transportation Equipment	2,017,336	2,172,696	-155,360
392	Stores Equipment	105,223	35,993	69,230
393	Tools, Shop and Garage Equipment	849,267	219,743	629,523
394	Laboratory Equipment	533,764	258,099	275,666
395	Power Operated Equipment	2,310,973	1,130,093	1,180,880
396	Communication Equipment	6,981,816	4,795,990	2,185,827
397	Misc Equipment	2,974,294	858,396	2,115,898
398	Other Tangible Plant	1,316,795	116,463	1,200,332
	TOTALS	539,225,120	247,592,490	291,632,631

This amount goes on the Balance Sheet Acct. No. 108



COMPANY NAME

EPCOR Water Arizona Inc.

WASTEWATER UTILITY CALCULATION OF DEPRECIATION EXPENSE FOR CURRENT YEAR

Acct. No.	DESCRIPTION	Original Cost (1)	Depreciation Percentage (2)	Depreciation Expense (1x2)
351	Organization	126,451	*	0
352	Franchises	502,925	*	0
353	Land and Land Rights	24,178,465	*	0
354	Structures and Improvements	56,671,829	*	1,740,086
355	Power Generation Equipment	8,100,480	*	369,223
360	Collection Sewers - Force	33,873,806	*	358,981
361	Collection Sewers - Gravity	168,816,325	*	4,226,430
362	Special Collecting Structures	5,996,919	*	120,047
363	Services to Customers	31,711,066	*	-633,558
364	Flow Measuring Devices	1,410,674	*	117,320
365	Flow Measuring Installations	0	*	0
370	Receiving Wells	3,740,379	*	102,090
371	Pumping Equip	21,499,974	*	2,715,305
374	Recharge			2,252
375	Reuse T&D			16,326
380	Treatment and Disposal Equip.	87,288,539	*	1,055,742
381	Plant Sewer	67,389,573	*	2,710,279
382	Outfall Sewer Lines	1,646,671	*	50,692
389	Other Plant and Misc. Equipment	6,207,695	*	419,781
390	Office Furniture and Equipment	1,037,270	*	138,424
391	Transportation Equipment	2,017,336	*	299,208
392	Stores Equipment	105,223	*	3,685
393	Tools, Shop and Garage Equipment	849,267	*	43,601
394	Laboratory Equipment	533,764	*	52,550
395	Power Operated Equipment	2,310,973	*	120,051
396	Communication Equipment	6,981,816	*	417,616
397	Misc Equipment	2,974,294	*	344,562
398	Other Tangible Plant	1,316,795	*	33,542
	TOTALS	537,288,511	0	14,824,235

This amount goes on the Comparative Statement of Income and Expense Acct. 403 

COMPANY NAME	EPCOR Water Arizona Inc.
---------------------	--------------------------

Wastewater Depreciation Rates By Account For Current Year

Acct. No.	DESCRIPTION	Consolidated Sewer Districts	Luke 303	San Tan
351	Organization			
352	Franchises			
353	Land and Land Rights			
354	Structures and Improvements			3.33%
354.2	Structures and Improvements	3.33%	3.33%	
354.3	Structures and Improvements-Pumping	3.33%	3.33%	
354.4	Structures and Improvements-Treatment	3.33%	3.33%	
354.5	Structures and Improvements-General	3.33%	3.33%	
355	Power Generation Equipment		5.00%	5.00%
355.2	WW Pwr Gen Equip Coll	3.33%	5.00%	
355.3	WW Pwr Gen Equip SPP	5.00%	5.00%	
355.4	WW Pwr Gen Equip RWTP	5.00%	5.00%	
355.5	WW Pwr Gen Equip RWTP	5.00%	5.00%	
355.6	WW Pwr Gen Equip RWDP		5.00%	
360	Collection Sewers - Force	2.00%	2.00%	2.00%
361	Collection Sewers - Gravity	2.00%	2.00%	2.50%
362	Special Collecting Structures	2.00%	2.00%	2.00%
363	Services to Customers	2.00%	2.00%	2.00%
364	Flow Measuring Devices	10.00%	10.00%	10.00%
365	Flow Measuring Installations		10.00%	10.00%
366	Reuse Services			3.33%
367	Reuse Meters and Installations			8.33%
370	Receiving Wells	3.33%	3.33%	3.33%
371	Pumping Equipment	12.50%	12.50%	12.50%
371.2	WW Pump Equip Oth Pwr	12.50%	12.50%	
371.3	WW Pump Equip Misc		12.50%	
372	Testing Equipment			
374	Reuse Distribution Reservoirs		2.50%	2.50%
375	Reuse Transmision and Distribution		2.50%	2.50%
380	Treatment and Disposal Equip.	6.67%	5.00%	6.67%
380.05	Treatment and Disposal Equip.	6.67%	5.00%	
380.1	Treatment and Disposal Equip.	6.67%	5.00%	
380.2	Treatment and Disposal Equip.	6.67%	5.00%	
380.25	Treatment and Disposal Equip.	6.67%	5.00%	
380.3	Treatment and Disposal Equip.	6.67%	5.00%	
380.35	Treatment and Disposal Equip.	6.67%	5.00%	
380.4	Treatment and Disposal Equip.	6.67%	5.00%	
380.45	Treatment and Disposal Equip.		5.00%	
380.5	Treatment and Disposal Equip.	6.67%	5.00%	
380.6	Treatment and Disposal Equip.	6.67%	5.00%	
380.625	Treatment and Disposal Equip.	6.67%	5.00%	
380.65	Treatment and Disposal Equip.	6.67%	5.00%	
381	Plant Sewer	5.00%	5.00%	6.67%
382	Outfall Sewer Lines	3.33%	3.33%	3.33%
389	Other Plant and Misc Equipment			6.67%
389.1	WW Oth Pit & Misc Eqp Intang	6.67%	6.67%	
389.6	Other P/E - CPS	6.67%	6.67%	
390	Office Furniture and Equipment	6.67%	6.67%	6.67%
390.1	Computer Equipment		20.00%	20.00%
390.2	Computers & Peripheral	20.00%	20.00%	
390.3	Computer Software	20.00%	20.00%	
391	Transportation Equipment	20.00%	20.00%	14.29%
392	Stores Equipment	4.00%	4.00%	4.00%
393	Tools, Shop and Garage Equipment	5.00%	5.00%	5.00%
394	Laboratory Equipment	10.00%	10.00%	10.00%
395	Power Operated Equipment	5.00%	5.00%	5.00%
396	Communication Equipment	10.00%	10.00%	10.00%
397	Miscellaneous Equipment	10.00%	10.00%	10.00%
398	Other Tangible Plant	10.00%		10.00%
901	Intentionally Left Blank			

COMPANY NAMEEPCOR Water Arizona Inc.

BALANCE SHEET

Acct. No.		BALANCE AT BEGINNING OF YEAR	BALANCE AT END OF YEAR
	ASSETS		
	CURRENT AND ACCRUED ASSETS		
131	Cash	\$ (498,278)	\$ 124,694
134	Working Funds	334,314	157,459
135	Temporary Cash Investments	-	-
141	Customer Accounts Receivable	14,179,066	13,521,144
146	Notes/Receivables from Associated Companies	96,650,435	104,271,799
151	Plant Material and Supplies	2,642,195	6,048,911
162	Prepayments	3,071,700	2,017,084
174	Miscellaneous Current and Accrued Assets	128,392,250	175,330,770
	TOTAL CURRENT AND ACCRUED ASSETS	\$ 244,771,684	\$ 301,471,861
	FIXED ASSETS		
101	Utility Plant in Service	\$ 1,683,600,193	\$ 1,738,067,662
103	Property Held for Future Use	947,446	947,446
105	Construction Work in Progress	94,403,149	160,230,866
108	Accumulated Depreciation - Utility Plant	(647,703,876)	(702,000,903)
121	Non-Utility Property	-	-
122	Accumulated Depreciation - Non Utility	-	-
	TOTAL FIXED ASSETS	\$ 1,131,246,912	\$ 1,197,245,071
	TOTAL ASSETS	\$ 1,376,018,596	\$ 1,498,716,932

NOTE: The Assets on this page should be equal to **Total Liabilities and Capital** on the following page

* Balance sheet reflects the merger of Chaparral City Water Company with Epcor Water Arizona

BALANCE SHEET (CONTINUED)

Acct. No.	LIABILITIES	BALANCE AT BEGINNING OF YEAR	BALANCE AT END OF YEAR
	CURRENT LIABILITES		
231	Accounts Payable	\$ 9,893,279	\$ 9,925,728
232	Notes Payable (Current Portion)	666,016	47,014
234	Notes/Accounts Payable to Associated Companies	138,000,000	10,000,000
235	Customer Deposits	183,640	245,080
236	Accrued Taxes	70,063,125	84,328,611
237	Accrued Interest		-
241	Miscellaneous Current and Accrued Liabilities	77,195,441	64,447,233
	TOTAL CURRENT LIABILITIES	\$ 296,001,501	\$ 168,993,666
	LONG-TERM DEBT (Over 12 Months)		
224	Long-Term Notes and Bonds	\$ 131,937,050	\$ 264,894,038
	DEFERRED CREDITS		
251	Unamortized Premium on Debt	\$ -	\$ -
252	Advances in Aid of Construction	246,110,646	198,845,536
255	Accumulated Deferred Investment Tax Credits	-	-
271	Contributions in Aid of Construction	486,831,441	559,379,601
272	Less: Amortization of Contributions	(129,550,426)	(143,235,092)
281	Accumulated Deferred Income Tax	27,228,542	28,730,884
	TOTAL DEFERRED CREDITS	\$ 630,620,204	\$ 643,720,930
	TOTAL LIABILITIES	\$ 1,058,558,755	\$ 1,077,608,634
	CAPITAL ACCOUNTS		
201	Common Stock Issued	\$ 1,046	1,046
211	Paid in Capital in Excess of Par Value	209,014,461	209,014,461
215	Retained Earnings	108,444,334	212,092,791
218	Proprietary Capital (Sole Props and Partnerships)		
	TOTAL CAPITAL	\$ 317,459,841	\$ 421,108,298
	TOTAL LIABILITIES AND CAPITAL	\$ 1,376,018,596	\$ 1,498,716,932

* Balance sheet reflects the merger of Chaparral City Water Company with Epcor Water Arizona

WATER UTILITY COMPARATIVE STATEMENT OF INCOME AND EXPENSE

Acct. No.	OPERATING REVENUES	PRIOR YEAR	CURRENT YEAR
461	Metered Water Revenue	\$ 129,946,347	\$ 130,522,742
460	Unmetered Water Revenue		
474	Other Water Revenues	2,692,440	3,725,146
	TOTAL REVENUES	\$ 132,638,788	\$ 134,247,887
	OPERATING EXPENSES		
601	Salaries and Wages	\$ 14,691,073	\$ 16,851,476
604	Employee Pensions and Benefits	3,525,678	2,540,088
610	Purchased Water	5,596,747	8,195,678
615	Purchased Power	9,651,891	8,908,853
618	Chemicals	1,956,347	2,612,663
620	Repairs and Maintenance	3,011,324	4,086,106
621	Office Supplies and Expense	-	-
630	Outside Services	8,805,345	8,785,654
641	Rents	74,479	83,974
650	Transportation Expenses	1,506,986	1,495,969
655	Insurance	1,088,068	1,057,968
666	Regulatory Commission Expense - Rate Case	81,298	260,002
675	Miscellaneous Expense	5,858,217	8,035,200
403	Depreciation Expense	26,101,382	30,088,167
408	Taxes Other Than Income	1,378,946	1,712,971
408.11	Property Taxes	4,432,399	3,677,896
409	Income Tax	17,160,720	9,671,287
	TOTAL OPERATING EXPENSES	\$ 104,920,901	\$ 108,063,951
	OPERATING INCOME/(LOSS)	\$ 27,717,886	\$ 26,183,936
	OTHER INCOME/(EXPENSE)		
419	Interest and Dividend Income	\$ -	\$ -
421	Non-Utility Income	482,619	5,124,778
426	Miscellaneous Non-Utility Expenses	(459,166)	3,669,944
427	Interest Expense	(7,560,361)	(7,317,696)
	TOTAL OTHER INCOME/(EXPENSE)	\$ (7,536,909)	\$ 1,477,026
	NET INCOME/(LOSS)	\$ 20,180,977	\$ 27,660,962

* Income statement reflects the merger of Chaparral City Water Company with Epcor Water Arizona

COMPANY NAME

EPCOR Water Arizona Inc.

WASTEWATER UTILITY COMPARATIVE STATEMENT OF INCOME AND EXPENSE

Acct. No.	OPERATING REVENUES	PRIOR YEAR	CURRENT YEAR
521	Flat Rate Revenues	\$ 58,742,470	\$ 63,295,174
522	Measured Revenues	-	-
536	Other Wastewater Revenues	323,966	471,657
	TOTAL REVENUES	\$ 59,066,436	\$ 63,766,831
	OPERATING EXPENSES		
701	Salaries and Wages	\$ 6,912,410	\$ 8,363,450
704	Employee Pensions and Benefits	1,482,355	1,446,000
710	Purchased Wastewater Treatment	5,250	24,028
711	Sludge Removal Expense	4,184,963	3,725,743
715	Purchased Power	2,600,442	2,916,756
716	Fuel for Power Production	-	-
718	Chemicals	1,141,021	1,782,825
720	Materials and Supplies	1,407,556	1,285,424
721	Office Supplies and Expense	-	-
730	Contractual Services	6,062,048	6,743,752
741	Rents	111,336	42,729
750	Transportation Expenses	392,851	352,326
755	Insurance Expense	356,801	366,849
766	Regulatory Commission Expense - Rate Case	219,627	316,706
775	Miscellaneous Expense	2,715,032	3,478,459
403	Depreciation Expense	16,322,540	14,824,236
408	Taxes Other Than Income	608,117	733,618
408.11	Property Taxes	2,286,553	2,302,922
409	Income Tax	8,936,279	3,950,361
	TOTAL OPERATING EXPENSES	\$ 55,745,181	\$ 52,656,185
	OPERATING INCOME/(LOSS)	\$ 3,321,255	\$ 11,110,646
	OTHER INCOME/(EXPENSE)		
419	Interest and Dividend Income	\$ -	\$ -
421	Non-Utility Income	-	-
426	Miscellaneous Non-Utility Expenses	-	-
427	Interest Expense	(1,916,985)	965,890
	TOTAL OTHER INCOME/(EXPENSE)	\$ (1,916,985)	\$ 965,890
	NET INCOME/(LOSS)	\$ 1,404,270	\$ 12,076,536

COMPANY NAME	EPCOR Water Arizona Inc.
---------------------	---------------------------------

Page 12 attachment										
Description of debt (a)	Date Issued (b)	Source of Loan (b)	ACC Decision No (d)	Reason for Loan (e)	Dollar Amount Issued (f)	Amount Outstanding (g)	Date of Maturity (h)	Interest Rate (h)	Current Year Interest (h)	Current Year Principle (h)
Loan #1	11/9/2009	WIFA		Tubac Arsenic Media Remediation	806,608	381,052	11/1/2029	3.938%	17,827	47,014
Loan #2	12/1/2021	EUSA		Purchase of Utility	133,000,000	133,000,000	5/23/2032	4.340%	4,974,200	
Loan #3	2/1/2012	EUSA		Purchase of Utility	98,000,000	98,000,000	12/15/2041	5.000%	4,900,000	
Loan #5	12/17/2018	EUSA		General Corporate Purposes	15,000,000	15,000,000	12/15/2048	5.230%	784,500	
Loan #6	12/17/2018	EUSA		General Corporate Purposes	8,560,000	8,560,000	12/15/2048	5.230%	447,688	
Loan #7	12/16/2019	EUSA		General Corporate Purposes	5,000,000	5,000,000	12/15/2032	5.160%	207,000	
Loan #8	12/15/2020	EUSA		General Corporate Purposes	5,000,000	5,000,000	12/15/2050	4.050%	202,500	
Totals					\$ 265,366,608	\$ 264,941,052			\$ 11,533,715	\$ 47,014

COMPANY NAME	EPCOR WATER	
Name of System: Agua Fria	ADEQ Public Water System Number:	04-07-695

WATER COMPANY PLANT DESCRIPTION

WELLS

	ADWR ID Number*	Pump Horsepower	Pump Yield (Gpm)	Casing Depth (Feet)	Casing Diameter (Inches)	Meter Size (inches)	Year Drilled
1.1	55-623682	250	1200	1000	20	12	1956
1.2	55-575445	250	1200	1200	18	10	2000
1.4	55-605761	200	1000	1200	18	10	1946
1.5	55-587293	250	1200	950	18	10	2001
2.1	55-553671	250	1200	1060	16	10	1996
2.2	55-554002	250	0	1170	18	10	1997
2.3	55-573654	250	1200	1140	18	10	1999
2.4	55-200558	250	1200	1150	19	10	2004
3.1	55-565447	250	1200	1100	18	10	1999
3.2	55-565446	200	1000	1200	18	10	2002
3.3	55-591439	250	1133	1080	19	10	2002
3.4	55-202096	250	1200	1150	19	10	2004
4.1	55-604498	250	1200	1200	20	8	1948
4.2	55-555779	200	800	1150	16	6	1996
4.3	55-590166	250	888	1050	18	10	2002
4.4	55-576971	200	1348	1575	16	10	2000
4.5	55-593407	200	990	1205	19	10	2003
4.6	55-202092	125	514	1055	19	8	2004
4.7	55-204414	250	1000	1480	19	8	2005
5.1	55-514145	150	800	1000	16	6	1986
5.2	55-624692	125	600	888	18	4	1954
5.3	55-604500	200	800	1000	20	10	1954
8.1	55-592749	100	400	980	18	4	2003
8.2	55-595241	200	540	1103	18	8	2004
8.3	55-598979	75	240	841	15	6	2003
9.1	55-585407	100	320	900	12	6	2001
9.2	55-595267	150	500	660	16	8	2003
9.3	55-592226	125	530	618	12	8	2002
9.4	55-591437	100	500	610	16	8	2002
11.2	55-212491	200	880	1058	18	10	2006
14.3	55-215441	150	570	1200	18	8	2007
AFTL 1	55-205432	200	500	1606	18	8	2005
AFTL 3	55-213859	150	720	890	20	6	2007
AFTL 4	55-212434	150	600	720	18	6	2006

*Arizona Department of Water Resources Identification Number

OTHER WATER SOURCES

Name or Description	Capacity (gpm)	Gallons Purchased or Obtained (in thousands)
Maricopa Water District (MWD Well 6-10-C)	897	0
Maricopa Water District (MWD Well 5-10)	1,100	0
White Tanks Water Treatment Plant	18,472	4,862,920

BOOSTER PUMPS		FIRE HYDRANTS	
Horsepower	Quantity	Quantity Standard	Quantity Other
7.5	2	7,065	
20	1		
40	3		
50	7		
60	6		
75	11		
100	5		
125	25		
150	15		
200	3		
125 (WT)	4		
250 (WT)	4		

STORAGE TANKS		PRESSURE TANKS	
Capacity	Quantity	Capacity	Quantity
100,000	1	5,000	3
300,000	1	10,000	1
1,000,000	4	7,500	1
1,500,000	4	10,000	11
1,735,000	3	13,000	2
1,800,000	1		
2,000,000	1		
2,200,000	1		
2,400,000 (White Tanks)	1		
2,650,000	1		

COMPANY NAME	EPCOR WATER	
Name of System: NE Agua Fria	ADEQ Public Water System Number:	04-07-531

WATER COMPANY PLANT DESCRIPTION

WELLS

	ADWR ID Number*	Pump Horsepower	Pump Yield (Gpm)	Casing Depth (Feet)	Casing Diameter (Inches)	Meter Size (inches)	Year Drilled
100.1	55-595221	200	1000	1100	18	8	2003
100.2	55-595224	300	1600	1208	18	12	2004
100.3	55-221701	300	1400	1350	20	12	2013
E.I 1B	55-227416	300	1400	950	20	10	2017
W. Irr	55-611447	400	1800	N/A	18	12	N/A
AF 200.1	55-20618	250	1500	990	16	10	2019

*Arizona Department of Water Resources Identification Number

OTHER WATER SOURCES

Name or Description	Capacity (gpm)	Gallons Purchased or Obtained (in thousands)
EPCOR Water Agua Fria Division - Interconnection between NE Agua Fria & Sun City West	4,000	

BOOSTER PUMPS		FIRE HYDRANTS	
Horsepower	Quantity	Quantity Standard	Quantity Other
60	0	605	
75	0		
125	4		
25	4		
20	5		

STORAGE TANKS		PRESSURE TANKS	
Capacity	Quantity	Capacity	Quantity
1,250,000	2	15,000	1
100,000	1	5,000	1
		1,500	1

COMPANY NAME	EPCOR WATER		
Name of System: Sun City	ADEQ Public Water System Number:	04-07-099	

WATER COMPANY PLANT DESCRIPTION

WELLS

	ADWR ID Number*	Pump Horsepower	Pump Yield (Gpm)	Casing Depth (Feet)	Casing Diameter (Inches)	Meter Size (inches)	Year Drilled
1.1	55-606529	300	1575	900	20	10	1951
1.2	55-608176	200	1000	1090	20	10	1958
1.1B	55-222830	300	1500	1200	20	10	2014
2.1	55-606532	250	1025	1000	20	12	1954
2.2	55-606530	200	875	750	20	12	1948
2.3	55-606531	125	500	600	16	10	1953
2.4	55-207783	200	1200	1090	20	8	2006
3.1	55-606528	500	2500	1200	16	14	1975
4.1	55-606524	325	1250	1206	16	10	1969
5.1	55-217004	300	1700	760	20	12	2008
5.2	55-606523	400	1420	1000	20	12	1954
5.3	55-606522	400	1910	1206	16	12	1973
5.4	55-606521	350	1320	1176	20	12	1952
5.5	55-606534	400	1765	1215	16	12	1974
6.1	55-574914	250	1200	1200	16	8	1999
6.2	55-606520	450	1820	1317	16	12	1973
6.3B	55-222834	300	1600	1210	20	10	2014
6.4	55-606518	350	750	910	20	8	1950
8.1	55-536983	250	1250	1020	16	12	1993
8.2B	55-225641	300	1500	1100	20	12	2016
8.3	55-606536	400	1850	1214	16	12	1975
8.3B	55-222007	300	1400	1360	20	12	2013
YT	55-608175	None	Standby	1050	14	10	1947
20A	55-606537	None	Standby	N/A	20	N/A	1953
IW	55-807594	125	650	N/A	16	8	1998
IW2	55-227425	150	980	1000	20	10	2018

Demolished

*Arizona Department of Water Resources Identification Number

OTHER WATER SOURCES

Name or Description	Capacity (gpm)	Gallons Purchased or Obtained (in thousands)

BOOSTER PUMPS		FIRE HYDRANTS	
Horsepower	Quantity	Quantity Standard	Quantity Other
75	6	2,035	
100	16		
150	7		

STORAGE TANKS		PRESSURE TANKS	
Capacity	Quantity	Capacity	Quantity
300,000	5	5,000	7
500,000	2	10,000	9
680,000	2		
1,250,000	4		

COMPANY NAME	EPCOR WATER		
Name of System: Tierra Del Rio	ADEQ Public Water System Number:	04-07-532	

WATER COMPANY PLANT DESCRIPTION

WELLS

	ADWR ID Number*	Pump Horsepower	Pump Yield (Gpm)	Casing Depth (Feet)	Casing Diameter (Inches)	Meter Size (inches)	Year Drilled
9.2	55-205600	125	550	984	18	6	2005
9.3	55-207076	125	1100	682	18	8	2006
9.4	55-211616	125	700	777	18	8	2006

*Arizona Department of Water Resources Identification Number

OTHER WATER SOURCES

Name or Description	Capacity (gpm)	Gallons Purchased or Obtained (in thousands)

BOOSTER PUMPS		FIRE HYDRANTS	
Horsepower	Quantity	Quantity Standard	Quantity Other
20	6	246	
60	3		
100	3		

STORAGE TANKS		PRESSURE TANKS	
Capacity	Quantity	Capacity	Quantity
1,500,000	1	15,000	1

COMPANY NAME	EPCOR WATER	
Name of System: Sun City West	ADEQ Public Water System Number:	04-07-150

WATER COMPANY PLANT DESCRIPTION

WELLS

	ADWR ID Number*	Pump Horsepower	Pump Yield (Gpm)	Casing Depth (Feet)	Casing Diameter (Inches)	Meter Size (inches)	Year Drilled
1.1	55-547409	250	1,200	1,190	16	10	1995
1.2	55-601217	200	1,060	716	16	10	1982/1986
1.3B	55-224135	300	1,500	1,170	20	10	2016
1.4	55-205590	300	1,400	1,176	20	12	2005
1.5	55-610220	200	1,200	1,000	20	10	1947
1.5B	55-610220	300	1,500	1,000	20	10	2019
2.3	55-610214	200	1,200	852	20	10	1982
2.2	55-610215	200	1,200	904	20	10	1982
2.4	55-520840	200	800	1,060	16	8	1988
2.5	55-612959	200	990	963	20	8	1958
2.1	55-547408	200	1,200	1,186	16	8	1995

Demolished
1.5B was drilled and replaces old well, new well is 300HP and is sized for 1500GPM

*Arizona Department of Water Resources Identification Number

OTHER WATER SOURCES

Name or Description	Capacity (gpm)	Gallons Purchased or Obtained (in thousands)
EPCOR Water Agua Fria Division - Interconnection between NE Agua Fria & Sun City West		

BOOSTER PUMPS		FIRE HYDRANTS	
Horsepower	Quantity	Quantity Standard	Quantity Other
75	1	1,270	
100	11		
150	4		

STORAGE TANKS		PRESSURE TANKS	
Capacity	Quantity	Capacity	Quantity
758,000	2	10,000	4
1,250,000	2		

COMPANY NAME		EPCOR WATER	
Name of System: Anthem		ADEQ Public Water System Number:	04-07-504

WATER COMPANY PLANT DESCRIPTION

WELLS

ADWR ID Number*	Pump Horsepower	Pump Yield (Gpm)	Casing Depth (Feet)	Casing Diameter (Inches)	Meter Size (inches)	Year Drilled
55-577504	125	700	600	12	8	2000
55-577505	100	500	600	12	8	2000
55-565983	100	400	900	18	6	1998

Well not in Service

*Arizona Department of Water Resources Identification Number

OTHER WATER SOURCES

Name or Description	Capacity (gpm)	Gallons Purchased or Obtained (in thousands)
CAP Water (Ak-Chin)	4,861	1,516,534kgals
City of Phoenix Interconnect	3,472	265,821

BOOSTER PUMPS		FIRE HYDRANTS	
Horsepower	Quantity	Quantity Standard	Quantity Other
20	2		
30	1	1,066	
40	6		
100	2		
125	2		
150	4		
350	2		
450	4		

STORAGE TANKS		PRESSURE TANKS	
Capacity	Quantity	Capacity	Quantity
1,250,000	2	5,000	1
1,670,000	2	10,000	2
800,000	1	15,000	1

COMPANY NAME	EPCOR WATER	
Name of System: Paradise Valley	ADEQ Public Water System Number:	04-07-056

WATER COMPANY PLANT DESCRIPTION

WELLS

ADWR ID Number*	Pump Horsepower	Pump Yield (Gpm)	Casing Depth (Feet)	Casing Diameter (Inches)	Meter Size (inches)	Year Drilled	
55-624805	300	1,503	1,396	20 - 16	12	1959	Well 11
55-624806	300	Inactive	1,301	24 - 20	12	1962	Well 12 Inactive
55-624807	400	2,106	1,743	20 - 8	10	1965	Well 14
55-624808	350	2,200	1,430	20-18-16	10	1969	Well 15
55-624809	350	2,434	1,500	18	12	1980	Well 16
55-537967	400	2,376	1,100	20	12	1993	Well 17
55-220510	400	3,129	1,130	20	12	2011	Well 12B

*Arizona Department of Water Resources Identification Number

OTHER WATER SOURCES

Name or Description	Capacity (gpm)	Gallons Purchased or Obtained (kgal)
City of Phoenix Interconnect	1,944	172,824

BOOSTER PUMPS		FIRE HYDRANTS	
Horsepower	Quantity	Quantity Standard	Quantity Other
1.5	3		
3	4	724	
7.5	2		
10	2		
20	3		
30	1		
40	3		
50	4		
60	3		
125	3		
400	3		
600	2		

STORAGE TANKS		PRESSURE TANKS	
Capacity (gallons)	Quantity	Capacity	Quantity
22,148	1	500	2
31,600	1		
94,476	1		
102,787	1		
103,249	1		
102,313	1		
203,407	1		
360,880	1		
508,800	1		
1,461,703	2		

COMPANY NAME		EPCOR WATER	
Name of System: Tubac		ADEQ Public Water System Number:	04-12-001

WATER COMPANY PLANT DESCRIPTION

WELLS

ADWR ID Number*	Well Number	Pump Horsepower	Pump Yield (Gpm)	Casing Depth (Feet)	Casing Diameter (Inches)	Meter Size (inches)	Year Drilled
55-604370	3	25	180	204	12	3	1966
55-604371	2	40	300	140	12	4	1965
55-505043	4	75	500	380	16	8	1984
55-632901	5	75	500	302	12	6	1977

Out of service and disconnected from system

*Arizona Department of Water Resources Identification Number

OTHER WATER SOURCES

Name or Description	Capacity (gpm)	Gallons Purchased or Obtained (in thousands)

BOOSTER PUMPS (Palo Parado)		FIRE HYDRANTS	
Horsepower	Quantity	Quantity Standard	Quantity Other
5	1	91	
7.5	1		
7.5	1		

STORAGE TANKS		PRESSURE TANKS		Location(s)
Capacity	Quantity	Capacity	Quantity	
50,000	1	2,000	1	Palo Parado
		5,000	4	Palo Parado, Wells 2,3,5 (well 2 tank is connected to system but not being used)
		5,400	1	Well 4

COMPANY NAME		EPCOR WATER
Name of System: Havasu	ADEQ Public Water System Number:	04-08-015

WATER COMPANY PLANT DESCRIPTION

WELLS

ADWR ID Number*	Pump Horsepower	Pump Yield (Gpm)	Casing Depth (Feet)	Casing Diameter (Inches)	Meter Size (inches)	Year Drilled	
55-512988	15	100	420	8	12	1986	Out of service
55-534237	None	None	355	12	6	1992	Out of service
55-539646	20	550	150	10	6	1993	Out of service
55-594370	20	500	790	16	8	2003	Well #9
55-601829	7.5	50	180	6	None	Unknown	Out of service
55-601830	None	None	148	10	None	1968	Out of service
55-601831	15	250	160	8	4	1972	Out of service
55-601832	5	75	245	10	3	1970	Out of service
55-22-1932	125	600	865	13	6	2013	Well #10
55-601833	30	175	150	8	6	1980	Out of service

*Arizona Department of Water Resources Identification Number

OTHER WATER SOURCES

Name or Description	Capacity (gpm)	Gallons Purchased or Obtained (in thousands)

BOOSTER PUMPS		FIRE HYDRANTS	
Horsepower	Quantity	Quantity Standard	Quantity Other
5	1		
15	1	161	
20	2		
25	2		
30	5		
40	0		
50	5		

STORAGE TANKS		PRESSURE TANKS	
Capacity	Quantity	Capacity	Quantity
100,000	1		
125,000	1	200	1
250,000	1	5,000	1
500,000	1	10,000	1
750,000	1		

COMPANY NAME		EPCOR WATER	
Name of System: Mohave		ADEQ Public Water System Number:	04-08-032

WATER COMPANY PLANT DESCRIPTION

WELLS

ADWR ID Number*	Pump Horsepower	Pump Yield (Gpm)	Casing Depth (Feet)	Casing Diameter (Inches)	Meter Size (inches)	Year Drilled	Known as
55-506309	250	1,400	515	16	10	1983	24-1
55-222149	250	1,400	860	21	6	2013	16-4
55-509446	75	500	602	14	6	1985	16-3
55-519149	100	2,100	280	18	10	1987	BBA
55-603472	75	600	610	12-10	6	1975	16-2
55-603473	200	2,150	400	14-16	12	1970	16-1
55-603477	40	350	450	12	6	1975	BHC #5
55-221762	40	100	1,406	12	4	2013	LV#2
55-214621	60	180	1,410	8	4	2008	LV#1

*Arizona Department of Water Resources Identification Number

OTHER WATER SOURCES

Name or Description	Capacity (gpm)	Gallons Purchased or Obtained (in thousands)

BOOSTER PUMPS		FIRE HYDRANTS	
Horsepower	Quantity	Quantity Standard	Quantity Other
1.5	2		
7.5	0	807	
15	7		
20	2		
40	0		
50	5		
75	2		
100	4		

STORAGE TANKS		PRESSURE TANKS	
Capacity	Quantity	Capacity	Quantity
35,000	1	70	1
36,500	1	3,000	1
37,500	1	5,000	2
123,000	1	10,000	1
200,000	1		
250,000	2		
300,000	2		
424,000	1		
500,000	1		
750,000	1		

COMPANY NAME		EPCOR WATER	
Name of System: Camp Mohave		ADEQ Public Water System Number:	04-08-037

WATER COMPANY PLANT DESCRIPTION

WELLS

ADWR ID Number*	Pump Horsepower	Pump Yield (Gpm)	Casing Depth (Feet)	Casing Diameter (Inches)	Meter Size (inches)	Year Drilled
55-559559	20	500	312	8	4	1996

*Arizona Department of Water Resources Identification Number

OTHER WATER SOURCES

Name or Description	Capacity (gpm)	Gallons Purchased or Obtained (in thousands)

BOOSTER PUMPS		FIRE HYDRANTS	
Horsepower	Quantity	Quantity Standard	Quantity Other
15	2	7	
40	2		

STORAGE TANKS		PRESSURE TANKS	
Capacity	Quantity	Capacity	Quantity
250,000	1	5,000	1

COMPANY NAME		EPCOR WATER	
Name of System: Lake Mohave		ADEQ Public Water System Number:	04-08-062

WATER COMPANY PLANT DESCRIPTION

WELLS

ADWR ID Number*	Pump Horsepower	Pump Yield (Gpm)	Casing Depth (Feet)	Casing Diameter (Inches)	Meter Size (inches)	Year Drilled
55-556101	20	150	505	8	3	1996
55-603417	20	150	500	10	3	1973

*Arizona Department of Water Resources Identification Number

OTHER WATER SOURCES

Name or Description	Capacity (gpm)	Gallons Purchased or Obtained (in thousands)
Transferred from North Mohave		

BOOSTER PUMPS		FIRE HYDRANTS	
Horsepower	Quantity	Quantity Standard	Quantity Other
		29	
10	1		
20	2		
25	2		

STORAGE TANKS		PRESSURE TANKS	
Capacity	Quantity	Capacity	Quantity
123,000	1	1,000	1
150,000	1	10,000	1

COMPANY NAME		EPCOR WATER	
Name of System: Desert Foothills		ADEQ Public Water System Number:	04-08-137

WATER COMPANY PLANT DESCRIPTION

WELLS

ADWR ID Number*	Pump Horsepower	Pump Yield (Gpm)	Casing Depth (Feet)	Casing Diameter (Inches)	Meter Size (inches)	Year Drilled
55-557919	150	600	1,073	12	6	1996
55-204657	100	210	985	17	4	2006
55-904670	150	383	1,430	16	6	2006

*Arizona Department of Water Resources Identification Number

OTHER WATER SOURCES

Name or Description	Capacity (gpm)	Gallons Purchased or Obtained (in thousands)
Transfer from North Mohave to DFE		

BOOSTER PUMPS		FIRE HYDRANTS	
Horsepower	Quantity	Quantity Standard	Quantity Other
		170	
10	5		
25	1		
30	1		
40	1		
60	3		

STORAGE TANKS		PRESSURE TANKS	
Capacity	Quantity	Capacity	Quantity
500,000	2	3,000	1
426,000	1	5,000	1

COMPANY NAME		EPCOR WATER	
Name of System: Arizona Gateway		ADEQ Public Water System Number:	04-08-163

WATER COMPANY PLANT DESCRIPTION

WELLS

ADWR ID Number*	Pump Horsepower	Pump Yield (Gpm)	Casing Depth (Feet)	Casing Diameter (Inches)	Meter Size (inches)	Year Drilled
55-586016	8	35	695	8	2	2003
55-200219	60	300	775	10	6	2007

*Arizona Department of Water Resources Identification Number

OTHER WATER SOURCES

Name or Description	Capacity (gpm)	Gallons Purchased or Obtained (in thousands)

BOOSTER PUMPS		FIRE HYDRANTS	
Horsepower	Quantity	Quantity Standard	Quantity Other
40	4	12	

STORAGE TANKS		PRESSURE TANKS	
Capacity	Quantity	Capacity	Quantity
350,000	1	120	1

COMPANY NAME	EPCOR WATER	
Name of System: Rio Vista	ADEQ Public Water System Number:	04-08-333

WATER COMPANY PLANT DESCRIPTION

WELLS

ADWR ID Number*	Pump Horsepower	Pump Yield (Gpm)	Casing Depth (Feet)	Casing Diameter (Inches)	Meter Size (inches)	Year Drilled

OTHER WATER SOURCES

Name or Description	Capacity (gpm)	Gallons Purchased or Obtained (in thousands)
Bermuda Water Company		

BOOSTER PUMPS		FIRE HYDRANTS	
Horsepower	Quantity	Quantity Standard	Quantity Other
		11	

STORAGE TANKS		PRESSURE TANKS	
Capacity	Quantity	Capacity	Quantity

COMPANY NAME	EPCOR WATER		
Name of System: North Mohave	ADEQ Public Water System Number:	04-08-068	

WATER COMPANY PLANT DESCRIPTION

WELLS

	ADWR ID Number*	Pump Horsepower	Pump Yield (Gpm)	Casing Depth (Feet)	Casing Diameter (Inches)	Meter Size (inches)	Year Drilled	
1	55-608740	30.0	128	380	8	3	1970	Well #1
2	55-608741	30.0	145	440	8	3	1970	Well #2
3	55-620581	30.0	125	340	8	3	1975	Well #3
4	55-507876	30.0	105	588	12	3	1984	Out of service
7	55-805519	60	100	1,030	8	4	1970	Out of service
8	55-519603	30	150	300	8	4	1988	Out of service
9	55-589061	100	440	675	12	6	2001	Well #9
10	55-211751	100	488	656	12	6	2007	Well #10

OTHER WATER SOURCES

Name or Description	Capacity (gpm)	Gallons Purchased or Obtained (KGAL)
Transfer from DFE Tie in		2743

BOOSTER PUMPS		FIRE HYDRANTS	
Horsepower	Quantity	Quantity Standard	Quantity Other
25	4	291	
50	2		
20	2		
40	2		

STORAGE TANKS		PRESSURE TANKS	
Capacity	Quantity	Capacity	Quantity
300,000	5		
500,000	2	250	1

COMPANY NAME	EPCOR WATER	
Name of System: King Street	ADEQ Public Water System Number:	04-08-040

WATER COMPANY PLANT DESCRIPTION

WELLS

	ADWR ID Number*	Pump Horsepower	Pump Yield (Gpm)	Casing Depth (Feet)	Casing Diameter (Inches)	Meter Size (inches)	Year Drilled
1	55-208170	30.0	500	120	8	6"	2006
2	55-603949	15.0	300	100	8	4"	1969
3							
4							
7							
8							
9							
10							

Unit 17-Primary
Unit 17-Secondary

OTHER WATER SOURCES

Name or Description	Capacity (gpm)	Gallons Purchased or Obtained (in thousands)

BOOSTER PUMPS		FIRE HYDRANTS	
Horsepower	Quantity	Quantity Standard	Quantity Other
15	2	47	
40	1		

STORAGE TANKS		PRESSURE TANKS	
Capacity	Quantity	Capacity	Quantity
163,000	1	14,000 GAL	1

COMPANY NAME	EPCOR WATER		
Name of System: Lake Cimarron	ADEQ Public Water System Number:	04-08-129	

WATER COMPANY PLANT DESCRIPTION

WELLS

	ADWR ID Number*	Pump Horsepower	Pump Yield (Gpm)	Casing Depth (Feet)	Casing Diameter (Inches)	Meter Size (inches)	Year Drilled
1	55-604160	7.5	190	60	12	4"	1960
2	55-604161	10.0	225	100	6	4"	1967
3							
4							
7							
8							
9							
10							

OTHER WATER SOURCES

Name or Description	Capacity (gpm)	Gallons Purchased or Obtained (in thousands)

BOOSTER PUMPS		FIRE HYDRANTS	
Horsepower	Quantity	Quantity Standard	Quantity Other
20	1	21	
25	2		
15	1		

STORAGE TANKS		PRESSURE TANKS	
Capacity	Quantity	Capacity	Quantity
200,000	1	5,800 GAL	1

COMPANY NAME	CHAPARRAL CITY WATER		
Name of System: Chaparral	ADEQ Public Water System Number:	04-07-017	

WATER COMPANY PLANT DESCRIPTION

WELLS

ADWR ID Number*	Pump Horsepower	Pump Yield (Gpm)	Casing Depth (Feet)	Casing Diameter (Inches)	Meter Size (inches)	Year Drilled	
**55-640784	N/A	1,500	725	10 3/4	8	1970	not in service
**55-604785	N/A	1,180	765	350-20/415-16	10	1970	not in service
55-604786	350	1,269	738	450-20/288-16	10	1970	well 10
55-604787	500	2,153	768	300-20/468-16	10	1972	well 11

**Inactive

OTHER WATER SOURCES

Name or Description	Capacity (gpm)	Gallons Purchased or Obtained (KGAL)
CAP Water Treatment Plant II	10417	1,174,095
Well # 10	1269	210,223
Well #11	2153	558,606

BOOSTER PUMPS		FIRE HYDRANTS	
Horsepower	Quantity	Quantity Standard	Quantity Other
7.5	1		
15	1	1686	
20	2		
40	6		
60	1		
75	9		
100	1		
125	5		
150	3		
200	2		
350	1		
430	1		
450	3		
500	1		

STORAGE TANKS		PRESSURE TANKS	
Capacity (MG)	Quantity	Capacity	Quantity
3.5	1	10,000	1
1.5	1	5,000	2
1.25	3	3,000	2
0.5 or less	3	2,000	1
1.3	1	1,500	1

COMPANY NAME	EPCOR WATER
Name of System: Agua Fria	ADEQ Public Water System Number: 04-07-695

WATER COMPANY PLANT DESCRIPTION (CONTINUED)

MAINS

Size (in inches)	Material	Length (in feet)
2	Various	941
3	Various	65
4	Various	64,276
6	Various	753,190
8	Various	1,831,451
10	Various	168,788
12	Various	733,521
14	Various	7,615
16	Various	248,448
18	Various	12,958
20	Various	38,594
24	Various	32,226
30	Various	55,123
36	Various	17
48	Various	6,276
Undetermined	Various	12,640
	TOTAL =	3,966,128

CUSTOMERS METERS

Size (in inches)	Quantity
5/8 X 3/4	19,855
3/4	21,164
1	6,082
1 1/2	492
2	670
3	112
4	6
6	14
7	
8	3
10	1
12	1
Unknown	
	48,400

For the following three items, list the utility owned assets in each category.

TREATMENT EQUIPMENT:

Gas chlorination equipment and enclosures

AF WP 1, 2, 5 Granular Iron Media Arsenic Removal Treatment Facility

AF WP 9 Ion Exchange Nitrate/Arsenic Removal Treatment Facility

AF White Tanks Conventional surface water treatment with Dissolved Air Floatation for solids removal. UltraViolet light disinfection with Sodium Hypochlorite to maintain a residual.

STRUCTURES:

Buildings and enclosures associated with chemical storage, water treatment, wells and booster stations.

OTHER:

AF WP 1 - 6 Granular Iron Media vessels @ 3,069 gallons each

AF WP 2 - 4 Granular Iron Media vessels @ 3,069 gallons each

AF WP 5 - 4 Granular Iron Media vessels @ 1,895 gallons each

AFTL Well 1 - 2 Granular Iron Media vessels @ 1,346 gallons each

White Tanks - 2 - 10MG & 1 - 20MG Raw Storage Reservoirs, 4 - 125 HP Raw Pumps

COMPANY NAME	EPCOR WATER
Name of System: NE Agua Fria	ADEQ Public Water System Number: 04-07-531

WATER COMPANY PLANT DESCRIPTION (CONTINUED)

MAINS

Size (in inches)	Material	Length (in feet)
2	Various	58.08
4	Various	2,519
6	Various	34,046
8	Various	212,492
10	Various	9,379
12	Various	39,646
14	Various	-
16	Various	65,054
18	Various	
20	Various	
24	Various	
30	Various	
36	Various	
48	Various	
Undetermined	Various	159
	TOTAL =	363,355

CUSTOMERS METERS

Size (in inches)	Quantity
5/8 X 3/4	232
3/4	4,553
1	493
1 1/2	29
2	52
3	4
4	
5	
6	2
7	
8	
Unknown	
	5,365

For the following three items, list the utility owned assets in each category.

TREATMENT EQUIPMENT:

Sodium Hypochlorite generation system

STRUCTURES:

OTHER:

COMPANY NAME	EPCOR WATER
Name of System: Sun City	ADEQ Public Water System Number: 04-07-099

WATER COMPANY PLANT DESCRIPTION (CONTINUED)

MAINS

Size (in inches)	Material	Length (in feet)
1	Various	897.55
1 1/4	Various	1,203.61
1 1/2	Various	12,036
2	Various	13,309.16
3	Various	11,656
4	Various	158,180
6	Various	787,226
8	Various	278,136
10	Various	116,086
12	Various	227,826
14	Various	357
16	Various	22,406
18	Various	2,852
24	Various	25
Undetermined	Various	2,614
TOTAL =		1,634,809

CUSTOMER METERS

Size (in inches)	Quantity
5/8 X 3/4	19,245
3/4	1,091
1	567
1 1/2	1,546
2	595
3	26
4	5
6	12
8	1
10	
Unknown	
TOTAL =	23,088

For the following three items, list the utility owned assets in each category.

TREATMENT EQUIPMENT:

Gas chlorination equipment and enclosures

STRUCTURES:

Buildings and enclosures associated with wells and booster stations

OTHER:

N/A

COMPANY NAME	EPCOR WATER
Name of System: Sun City West	ADEQ Public Water System Number: 04-07-150

WATER COMPANY PLANT DESCRIPTION (CONTINUED)

MAINS		
Size (in inches)	Material	Length (in feet)
1 1/2	Various	306
2	Various	1,210
3	Various	
4	Various	20,664
6	Various	679,860
8	Various	105,913
10	Various	80,493
12	Various	96,268
14	Various	21,205
16	Various	18,983
18	Various	6,796
20	Various	1,889
Undetermined	Various	4,074
TOTAL =		1,037,661

CUSTOMER METERS	
Size (in inches)	Quantity
5/8 X 3/4	14,278
3/4	60
1	293
1 1/2	547
2	286
3	6
4	6
TOTAL =	15,476

For the following three items, list the utility owned assets in each category.

TREATMENT EQUIPMENT:

SCW WP 1 Coagulation Filtration Arsenic Removal Treatment Facility

SCW WP 2 Granular Iron Media Arsenic Removal Treatment Facility

Sodium Hypochlorite equipment and storage facilities

STRUCTURES:

Buildings and enclosures associated with wells and booster stations

SCW WP 1 Buildings and enclosures associated with wells and booster stations

SCW WP 1 Control, Blower, MCC, and Polymer storage and feed equipment building

SCW WP 1 Clarifier (242,000 gallons x 2) and thickener structure

Chemical storage and feed equipment building

OTHER:

SCW WP 1 - 3 filter vessels @ 242,000 gallons each

SCW WP 2 - 4 Granular Iron Media Vessels @ 2,319 gallons each

SCW WP 2 - 30,000 gallon Sludge Holding Tank

COMPANY NAME	EPCOR WATER		
Name of System: Anthem	ADEQ Public Water System Number:	04-07-504	

WATER COMPANY PLANT DESCRIPTION (CONTINUED)

MAINS		
Size (in inches)	Material	Length (in feet)
2	PVC	542
3	PVC	6
4	PVC	1,706
6	PVC	48,587
8	PVC	372,410
10	PVC	4,634
12	PVC	182,672
14	PVC	73
16	PVC	31,866
18	PVC	7,445
20	PVC	4,561
24	PVC	8,061
30	PVC	46,308
Undetermined	PVC	2,101
	TOTAL =	710,972

CUSTOMER METERS	
Size (in inches)	Quantity
5/8 X 3/4	3
3/4	6,494
1	2,360
1 1/2	134
2	164
3	6
4	7
6	2
8	2
12	1
	9,173

For the following three items, list the utility owned assets in each category.

TREATMENT EQUIPMENT:

Zenon micro-filtration system divided into four process trains with a total capacity of 7 MGD.
Associated pumps, valves, piping, and instrumentation. Chlorine feed and injection equipment.
Three UV Disinfection units, Chlorine contact chamber.

STRUCTURES:

Process tank building, process control and equipment building, electrical building, administrative office building shared with the Wastewater plant, block perimeter wall shared with the Wastewater plant.
One 1,500 kW generator, one 350 kW generator at Upper Reservoir, one 600kW generator at CAP
One 1,000 kW generator shared with wastewater plant.

OTHER:

Six vehicles and various tools shared between water and wastewater plant

COMPANY NAME	EPCOR WATER	
Name of System: Paradise Valley	ADEQ Public Water System Number:	04-07-056

WATER COMPANY PLANT DESCRIPTION (CONTINUED)

MAINS

Size (in inches)	Material	Length (in feet)
1	Various	523
1.25		
1.5	Various	20
2	Various	3,792
2.5	Various	425
3	Various	701
4	Various	80,077
6	Various	278,791
8	Various	201,279
10	Various	2,326
12	Various	65,081
16	Various	43,083
18	Various	62
20	Various	2,070
24	Various	29,253
30	Various	2,674
36	Various	271
42	Various	446
Undetermined	Various	599
	TOTAL =	711,473

CUSTOMER METERS

Size (in inches)	Quantity
5/8 X 3/4	2,100
3/4	110
1	2,468
1 1/2	237
2	361
3	15
4	8
5	0
6	9
7	0
8	0
	5,308

For the following three items, list the utility owned assets in each category.

TREATMENT EQUIPMENT:

Air Stripping Facility for TCE removal
Arsenic Treatment Facility is a Coagulation and Filtration plant using Sodium Hypochlorite, Ferric Chloride & Polymer

STRUCTURES:

Buildings and enclosures associated with arsenic treatment facility, wells and booster stations

OTHER:

COMPANY NAME	EPCOR WATER	
Name of System: Tubac	ADEQ Public Water System Number:	04-12-001

WATER COMPANY PLANT DESCRIPTION (CONTINUED)

MAINS		
Size (in inches)	Material	Length (in feet)
1	Various	9
2	Various	1,021
3	Various	5,083
4	Various	17,162
6	Various	69,411
8	Various	37,529
12	Various	4,041
Undetermined	Various	3,578
Total =		137,834

CUSTOMER METERS	
Size (in inches)	Quantity
5/8 X 3/4	600
3/4	37
1	44
1 1/2	4
2	18
3	1
4	
5	
6	
7	
8	
TOTAL =	704

For the following three items, list the utility owned assets in each category.

TREATMENT EQUIPMENT:

3 liquid chlorine pumps
1 Granular Iron Media arsenic treatment system with two vessels

STRUCTURES:

Enclosures associated with wells and boosters
Three sheds covering chlorine equipment. 4' X 4', 6' X 10', 10' X 10'

OTHER:

Administrative Trailer - Park Model Office at 15 Burrell Street	Park Model Office at 15 Burrell Street
125 kVa on-site generator at Well #4	Natural Gas Generator (on site), Onan 125 KVA. Just replaced in December
100 Kw on-site generator at arsenic treatment facility (Diesel Generator)	Diesel Generator
30 KW Natural Gas Generator, Palo Parado	This pump was replaced. It is a 30KW Natural Gas Generator and the location is Palo Parado, not well 5

COMPANY NAME	EPCOR WATER	
Name of System: Havasu	ADEQ Public Water System Number:	04-08-015

WATER COMPANY PLANT DESCRIPTION (CONTINUED)

MAINS

Size (in inches)	Material	Length (in feet)
1	Various	46
2	Various	2,513
3	Various	6,491
4	Various	26,495
6	Various	34,717
8	Various	72,076
10	Various	16,889
12	Various	793
16	Various	8,127
Undetermined		492
	TOTAL =	168,641

CUSTOMER METERS

Size (in inches)	Quantity
5/8 X 3/4	2,061
3/4	6
1	17
1 1/2	0
2	22
3	0
4	6
6	2
	2,114

For the following three items, list the utility owned assets in each category.

TREATMENT EQUIPMENT:

Gas chlorination equipment w/enclosures.
Granular iron media arsenic removal with three filter vessels

STRUCTURES:

Buildings and enclosures associated with wells and booster stations.

OTHER:

COMPANY NAME	EPCOR WATER	
Name of System: Mohave	ADEQ Public Water System Number:	04-08-032

WATER COMPANY PLANT DESCRIPTION (CONTINUED)

MAINS

Size (in inches)	Material	Length (in feet)
1	Various	28
2	Various	12,674
3	Various	65,131
4	Various	208,848
6	Various	413,681
8	Various	268,265
10	Various	17,447
12	Various	100,066
16	Various	2,999
18	Various	1,176
24	Various	126
Undetermined		2,812
	TOTAL =	1,093,253

CUSTOMER METERS

Size (in inches)	Quantity
5/8 X 3/4	14,997
3/4	6
1	367
1 1/2	10
2	401
3	17
4	5
6	5
TOTAL	15,808

For the following three items, list the utility owned assets in each category.

TREATMENT EQUIPMENT:

Gas chlorination equipment w/enclosures

STRUCTURES:

Buildings and enclosures associated with wells and booster stations, building utilized as an operations center. Administrative building/office.

OTHER:

COMPANY NAME	EPCOR WATER	
Name of System: Camp Mohave	ADEQ Public Water System Number:	04-08-037

WATER COMPANY PLANT DESCRIPTION (CONTINUED)

MAINS

Size (in inches)	Material	Length (in feet)
2		
3		
4	Various	6,971
5	Various	1,695
6	Various	5,707
8	Various	4,429
10	Various	
12		
16		
18		
	TOTAL =	18,803

CUSTOMER METERS

Size (in inches)	Quantity
5/8 X 3/4	58
3/4	0
1	12
1 1/2	4
2	12
3	0
4	0
6	0
TOTAL	86

For the following three items, list the utility owned assets in each category.

TREATMENT EQUIPMENT:

Gas Chlorine, manganese removal plant (ADEGE Package Plant) and associated tanks and structures.

STRUCTURES:

Fencing and associated structures.

OTHER:

COMPANY NAME	EPCOR WATER	
Name of System: Lake Mohave	ADEQ Public Water System Number:	04-08-062

WATER COMPANY PLANT DESCRIPTION (CONTINUED)

MAINS

Size (in inches)	Material	Length (in feet)
2	Various	526
3	Various	
4	Various	10,336
5	Various	
6	Various	6,332
8	Various	11,088
10	Various	
12	Various	2,251
16	Various	
18	Various	
	TOTAL =	30,533

CUSTOMER METERS

Size (in inches)	Quantity
5/8 X 3/4	291
3/4	
1	6
1 1/2	
2	
3	
4	
6	
TOTAL	297

For the following three items, list the utility owned assets in each category.

TREATMENT EQUIPMENT:

Gas chlorine and associated equipment

STRUCTURES:

Fencing and associated structures.

OTHER:

COMPANY NAME	EPCOR WATER	
Name of System: Desert Foothills	ADEQ Public Water System Number:	04-08-137

WATER COMPANY PLANT DESCRIPTION (CONTINUED)

MAINS

Size (in inches)	Material	Length (in feet)
1	Various	32
2	Various	36
3	Various	
4	Various	45
6	Various	28,673
8	Various	100,377
10	Various	2,725
12	Various	21,555
16	Various	
18	Various	
Undetermined		872
	TOTAL =	154,316

CUSTOMER METERS

Size (in inches)	Quantity
5/8 X 3/4	1,269
3/4	1
1	11
1 1/2	0
2	28
3	0
4	1
6	0
TOTAL	1,310

For the following three items, list the utility owned assets in each category.

TREATMENT EQUIPMENT:

Chlorine gas and associated equipment

STRUCTURES:

Fencing and associated structures

OTHER:

COMPANY NAME	EPCOR WATER	
Name of System: Arizona Gateway	ADEQ Public Water System Number:	04-08-163

WATER COMPANY PLANT DESCRIPTION (CONTINUED)

MAINS

Size (in inches)	Material	Length (in feet)
2	Various	
3	Various	
4	Various	1,668
5	Various	
6	Various	502
8	Various	3,202
10	Various	1,478
12	Various	3,917
16	Various	148
18	Various	
Undetermined	Various	5,316
	TOTAL =	16,231

CUSTOMER METERS

Size (in inches)	Quantity
5/8 X 3/4	4
3/4	
1	1
1 1/2	
2	8
3	1
4	
6	
TOTAL	14

For the following three items, list the utility owned assets in each category.

TREATMENT EQUIPMENT:

Liquid chlorine and associated equipment.

STRUCTURES:

Structures and buildings associated with water treatment and booster systems.

OTHER:

COMPANY NAME	EPCOR WATER	
Name of System: Rio Vista	ADEQ Public Water System Number:	04-08-333

WATER COMPANY PLANT DESCRIPTION (CONTINUED)

MAINS

Size (in inches)	Material	Length (in feet)
2	Various	
3	Various	
4	Various	
5	Various	
6	Various	8,965
8	Various	4,064
10	Various	
12	Various	637
16	Various	
18	Various	
	TOTAL =	13,665

CUSTOMER METERS

Size (in inches)	Quantity
5/8 X 3/4	136
3/4	
1	6
1 1/2	
2	
3	1
4	
6	
TOTAL	143

For the following three items, list the utility owned assets in each category.

TREATMENT EQUIPMENT:

N/A

STRUCTURES:

N/A

OTHER:

COMPANY NAME	EPCOR WATER	
Name of System: North Mohave	ADEQ Public Water System Number:	04-08-068

WATER COMPANY PLANT DESCRIPTION (CONTINUED)

MAINS*			CUSTOMER METERS*	
Size (in inches)	Material	Length (in feet)	Size (in inches)	Quantity
1	Various	52	5/8 X 3/4	2,074
2	Various	2,109	3/4	1
2 1/2	Various	242	1	48
3	Various	1,263	1 1/2	29
4	Various	37,322	2	54
6	Various	69,606	3	2
8	Various	78,257	4	2
12	Various	75,256	6	0
Undetermined	Various	87,472		
TOTAL =		351,577	TOTAL	2,210

For the following three items, list the utility owned assets in each category.

TREATMENT EQUIPMENT:

3 Gas Chlorinators

STRUCTURES:

Various buildings and fences

OTHER:

COMPANY NAME	EPCOR WATER	
Name of System: King Street	ADEQ Public Water System Number:	04-08-040

WATER COMPANY PLANT DESCRIPTION (CONTINUED)

MAINS*

Size (in inches)	Material	Length (in feet)
1"	Various	
1.25"	Various	
1.5"	Various	
2"	Various	2,012.95
2.5"	Various	
3"	Various	4,154
4"	Various	52,105
6"	Various	37,348
8"	Various	4,093
10"	Various	2,188
12"	Various	
14"	Various	
16"	Various	
Undetermined		1,843
TOTAL =		103,744

CUSTOMER METERS*

Size (in inches)	Quantity
5/8 X 3/4	1,470
3/4	3
1	10
1 1/2	3
2	4
4	1
6	3
TOTAL	1,494

For the following three items, list the utility owned assets in each category.

TREATMENT EQUIPMENT:

Chlorine Dioxide Injection System at Unit 17
Sodium Permanganate Injection System at Unit 17
Chlorine Gas Injection System at Unit 17
Fe & Mn Removal System at Unit 17

STRUCTURES:

Office Building on Commercial Str.
Fences around well sites
Sheds at Unit 17 and King St.

OTHER:

1 x Mini-Excavator
Various testing equipment

COMPANY NAME	EPCOR WATER	
Name of System: Lake Cimarron	ADEQ Public Water System Number:	04-08-129

WATER COMPANY PLANT DESCRIPTION (CONTINUED)

MAINS*

Size (in inches)	Material	Length (in feet)
1"	Various	
1.25"	Various	
1.5"	Various	
2"	Various	
2.5"	Various	
3"	Various	
4"	Various	
6"	Various	944
8"	Various	13,492
10"	Various	4,401
12"	Various	
14"	Various	
16"		
Undetermined		753
TOTAL =		19,590

CUSTOMER METERS*

Size (in inches)	Quantity
5/8 X 3/4	207
3/4	9
2	3
TOTAL	219

For the following three items, list the utility owned assets in each category.

TREATMENT EQUIPMENT:

Chlorine Dioxide Injection System
Sodium Permanganate Injection System
Chlorine Gas Injection System
Fe & Mn Removal System

STRUCTURES:

Treatment Chemicals Storage Shed
Block fences around well sites and distribution center

OTHER:

COMPANY NAME	CHAPARRAL CITY WATER	
Name of System: Chaparral	ADEQ Public Water System Number:	04-07-017

WATER COMPANY PLANT DESCRIPTION (CONTINUED)

MAINS			CUSTOMER METERS	
Size (in inches)	Material	Length (in feet)	Size (in inches)	Quantity
1	Various	316	5/8 X 3/4	17
2	Various	1,417	3/4	8,624
3	Various	204	1	5,269
4	Various	42,058	1 1/2	186
5	Various	0	2	167
6	Various	473,566	3	19
8	Various	389,596	4	9
10	Various	4,531	6	5
12	Various	205,921	Unkown	0
16	Various	36,979		
18	Various	443		
24	Various	29,324		
30		50		
Undetermined	Various	32,268		
	TOTAL =	1,216,672	TOTAL	14,296

For the following three items, list the utility owned assets in each category.

TREATMENT EQUIPMENT:

Shea Plant: Three 5 MGD capacity modules utilizing contact clarification-filtration process which consists of one adsorption clarifier and two granular media filters. Positive displacement pumps used to feed Aluminum chlorohydrate which is used as a primary coagulant and cationic polymer as a coagulant aid. Sodium hypochlorite used for disinfection.
Well 10: Severn Trent SORB 33 Arsenic Removal System. Treatment flow capacity 650 GPM & media quantity 563 Cubic Feet. Two 10' Diameter Bayoxide E33 filter vessels, with flow configuration set in parallel. Upon well start up, water goes through a flush to waste. Following the flush to waste, 50% of flow is sent through the As removal system. Post treated water is blended with system water and sent out to zone 2. Loading rate 4.1 gpm/sft Blending target was designed to achieve 0.009 mg/L

STRUCTURES:

Treatment process modules (aka WTP 2), administration building, on site generator, on site 3.5 MG Raw water storage reservoir. Eight off site reservoir/booster stations.

OTHER:

COMPANY NAME	EPCOR WATER
Name of System: Agua Fria	ADEQ Public Water System Number: 04-07-695

WATER USE DATA SHEET BY MONTH FOR CALENDAR YEAR 2021

MONTH	NUMBER OF CUSTOMERS	A	B	C	D	E	F	G
		GALLONS PUMPED (Thousands)	GALLONS PURCHASED (Thousands)	TOTAL PRODUCTION (Thousands)	GALLONS AUTHORIZED UNBILLED (Thousands)	GALLONS SOLD (Thousands)	TOTAL NRW (Thousands)	% NON-ACCOUNT WATER (Thousands)
							=(C-D-E)/C	
JANUARY	46,460	489,066	-	489,066	1,140	535,213	(47,288)	-9.67%
FEBRUARY	46,785	383,143	71,820	454,963	979	405,418	48,566	10.67%
MARCH	47,109	148,546	408,400	556,946	3,459	461,048	92,439	16.60%
APRIL	47,290	151,888	509,570	661,458	2,165	628,471	30,823	4.66%
MAY	47,418	184,437	589,190	773,627	3,828	707,659	146,101	17.04%
JUNE	47,641	223,768	633,820	857,588	3,945	798,074	(31,856)	-4.14%
JULY	47,914	199,163	571,000	770,163	2125.553	862,682	(73,201)	-9.50%
AUGUST	47,740	219,237	572,370	791,607	2,064	687,124	102,260	12.92%
SEPTEMBER	47,894	186,932	522,910	709,842	2,223	759,716	(52,097)	-7.34%
OCTOBER	48,032	242,102	481,800	723,902	445	630,890	92,567	12.79%
NOVEMBER	48,193	219,501	401,830	621,331	526	623,745	(2,940)	-0.47%
DECEMBER	48,307	333,964	182,540	516,504	483	531,716	(15,695)	-3.04%
TOTALS ->				7,926,997	23,381	7,631,757	271,859	3.43%

What is the level of arsenic for each well on your system. _____mg/l
 (If more than one well, please list each separately) - **See attached**

If system has fire hydrants, what is the fire flow requirement? _____GPM for _____ hrs

If system has chlorination treatment, does this treatment system chlorinate continuously?
 Yes No

Is the Water Utility located in an ADWR Active Management Area (AMA)?
 Yes No

Does the Company have an ADWR Gallons Per Capita Per Day (GPCPD) requirement?
 Yes No

If yes, provide the GPCPD amount: _____ 204*

*Estimate

EPCOR Water
 Central Division - Agua Fria (07-695)
 Unaccounted For Water - 2021

Description	Quantity of Water (Kgal)												TOTAL
	JAN	FEB	MAR	APR	MAY	JUN	JUL	AUG	SEP	OCT	NOV	DEC	
A Production													
Water Treatment		71,820	408,400	509,570	589,190	633,820	571,000	572,370	522,910	481,800	401,830	182,540	4,945,250
Wells	489,066	383,143	148,546	151,888	184,437	223,768	199,163	219,237	186,932	242,102	219,501	333,984	2,981,747
B Gallons Purchased													
C Total Production	489,066	454,963	556,946	661,458	773,627	857,588	770,163	791,607	709,842	723,902	621,331	516,504	7,926,997

Authorized Unbilled/Consumption													
In-Plant Usage													
Mixing Chemicals - Field													
Well Pumped Waste	705	514	1,250	134	16	1,862	105	102	1,356	134	154	199	6,531
Flushing Mains	84	136	1,896	1,757	42	1,641	1,617	1,624	583	7	5	13	9,405
Identified Fire Usage													
Vandalism													
Street Cleaning													
DRAINING STORAGE TANKS					3,500								3,500
Online Analyzers & Chlorinators	251	251	251	251	251	251	251	215	215	215	215	215	2,832
Field Meter Testing					19	191	152	122	69	49	78	5	947
Fire Hydrant Maintenance	100	78	62	23	0					40	74	52	166
Flushing Sewer Mains													
D Total Authorized Unbilled/Consumption	1,140	979	3,459	2,165	3,828	3,945	2,126	2,064	2,223	445	526	483	23,381

E Gallons Sold													
Residential	376,452	291,249	328,724	429,806	467,928	507,489	561,264	446,433	513,498	425,732	428,576	387,576	5,164,727
Commercial	146,106	99,605	117,341	179,342	218,804	269,057	283,806	225,349	229,589	190,504	182,755	133,411	2,275,669
Industrial													
Fire Service													
OPA	11,235	13,752	13,914	17,912	19,010	19,524	15,269	14,221	15,137	12,880	11,156	9,713	173,723
Resale								7,253	14,908	14,215	15,605	30,420	82,401
Miscellaneous	1,420	812	1,069	1,411	1,917	2,004	2,343	1,121	1,492	1,774	1,258	1,016	17,637
Total Sales	535,213	405,418	461,048	628,471	707,659	798,074	862,682	694,377	774,624	645,105	639,350	562,136	7,714,158

F Non-Account Water													
Gallons		(47,288)	48,566	92,439	30,823	62,140	55,569	(94,644)	95,166	(67,005)	78,352	(46,115)	189,458
Percentage		-9.67%	10.67%	16.60%	4.66%	8.03%	6.48%	-12.29%	12.02%	-9.44%	10.82%	-8.93%	2.39%

Negative numbers indicate quantity or percentage above production or 100%

COMPANY NAME	EPCOR WATER		
Name of System: NE Agua Fria	ADEQ Public Water System Number:	04-07-531	

WATER USE DATA SHEET BY MONTH FOR CALENDAR YEAR 2021

MONTH	NUMBER OF CUSTOMERS	A	B	C	D	E	F	G
		GALLONS PUMPED (Thousands)	GALLONS PURCHASED (Thousands)	TOTAL PRODUCTION (Thousands)	GALLONS AUTHORIZED UNBILLED (Thousands)	GALLONS SOLD (Thousands)	TOTAL NRW (Thousands)	% NON-ACCOUNT WATER (Thousands)
							=(C-D-E)/C	
JANUARY	5,142	49,729		49,729	156	55,382	(5,809)	-11.68%
FEBRUARY	5,149	43,401		43,401	173	40,896	2,332	5.37%
MARCH	5,006	50,652		50,652	129	41,373	9,150	18.06%
APRIL	5,014	59,283		59,283	129	52,376	6,778	11.43%
MAY	5,015	68,383		68,383	276	58,675	9,432	13.79%
JUNE	5,031	76,066		76,066	329	66,060	9,677	12.72%
JULY	5,035	68,249		68,249	337	73,959	(6,047)	-8.86%
AUGUST	5,316	69,545		69,545	1,432	61,293	6,820	9.81%
SEPTEMBER	5,358	57,470		57,470	1,293	67,045	(10,868)	-18.91%
OCTOBER	5,362	62,722		62,722	1,217	52,294	9,211	14.69%
NOVEMBER	5,366	67,109		67,109	1,169	59,785	6,155	9.17%
DECEMBER	5,368	52,202		52,202	1,309	63,548	(12,656)	-24.24%
TOTALS ->		724,811	0	724,811	7,949	692,686	24,176	3.34%

What is the level of arsenic for each well on your system. _____ mg/l
 (If more than one well, please list each separately) - **See attached**

If system has fire hydrants, what is the fire flow requirement? _____ GPM for _____ hrs

If system has chlorination treatment, does this treatment system chlorinate continuously?
 Yes No

Is the Water Utility located in an ADWR Active Management Area (AMA)?
 Yes No

Does the Company have an ADWR Gallons Per Capita Per Day (GPCPD) requirement?
 Yes No

If yes, provide the GPCPD amount: _____ 204*

*Estimate

EPCOR Water
 Central Division - Northeast Agua Fria (07-531)
 Unaccounted For Water - 2021

Description	Quantity of Water (Kgal)												TOTAL
	JAN	FEB	MAR	APR	MAY	JUN	JUL	AUG	SEP	OCT	NOV	DEC	
A Gallons Pumped													
Water Treatment													
Wells	49,729	43,401	50,652	59,283	68,383	76,066	68,249	69,545	57,470	62,722	67,109	52,202	724,811
B Gallons Purchased													
C Total Production	49,729	43,401	50,652	59,283	68,383	76,066	68,249	69,545	57,470	62,722	67,109	52,202	724,811

Authorized Unbilled/Consumption														
In-Plant Usage														
Mixing Chemicals - Field														
Well Pumped Waste	134	151	107	107	254	307	315	1,410	1,271	1,195	1,147	1,261	7,659	
Flushing Mains														
Identified Fire Usage														
Vandalism														
Street Cleaning														
Draining Storage Tanks														
Online Analyzers & Chlorinators	22	22	22	22	22	22	22	22	22	22	22	22	264	
Field Meter Testing														
Fire Hydrant Maintenance						0							0	0
Flushing Sewer Mains													26	26
D Total Authorized Unbilled/Consumption	156	173	129	129	276	329	337	1,432	1,293	1,217	1,169	1,309	7,949	

E Gallons Sold														
Residential	44,938	35,267	37,773	48,857	54,511	60,788	68,151	56,668	62,981	48,869	54,715	58,919	632,437	
Commercial	10,334	5,584	3,501	3,351	3,935	4,996	5,482	4,364	3,825	3,200	4,814	4,428	57,814	
Industrial														
Fire Service														
OPA														
Resale														
Miscellaneous	110	45	99	168	229	276	326	261	239	225	256	201	2,435	
Total Sales	55,382	40,896	41,373	52,376	58,675	66,060	73,959	61,293	67,045	52,294	59,785	63,548	692,686	

F Non-Account Water														
Gallons	=C-D-E	(5,809)	2,332	9,150	6,778	9,432	9,677	(6,047)	6,820	(10,868)	9,211	6,155	(12,656)	24,176
Percentage	=(C-D-E)/C	-11.68%	5.37%	18.06%	11.43%	13.79%	12.72%	-8.86%	9.81%	-18.91%	14.69%	9.17%	-24.24%	3.34%

Negative numbers indicate quantity or percentage above production or 100%

COMPANY NAME	EPCOR WATER	
Name of System: Sun City	ADEQ Public Water System Number:	04-07-099

WATER USE DATA SHEET BY MONTH FOR CALENDAR YEAR 2021

MONTH	NUMBER OF CUSTOMERS	A	B	C	D	E	F	G
		GALLONS PUMPED (Thousands)	GALLONS PURCHASED (Thousands)	TOTAL PRODUCTION (Thousands)	GALLONS AUTHORIZED UNBILLED (Thousands)	GALLONS SOLD (Thousands)	TOTAL NRW (Thousands)	% NON-ACCOUNT WATER (Thousands)
							=(C-D-E)/C	
JANUARY	23,277	237,372		237,372	629	259,738	(22,995)	-9.69%
FEBRUARY	23,294	222,895		222,895	601	193,630	28,665	12.86%
MARCH	23,304	258,486		258,486	808	204,199	53,479	20.69%
APRIL	23,285	306,666		306,666	1,285	257,036	48,345	15.76%
MAY	23,269	369,291		369,291	1,246	300,350	67,695	18.33%
JUNE	23,264	407,286		407,286	1,156	326,767	79,363	19.49%
JULY	23,261	397,771		397,771	1,158	400,796	(4,182)	-1.05%
AUGUST	23,245	350,508		350,508	1,032	359,501	(10,026)	-2.86%
SEPTEMBER	23,251	313,972		313,972	1,393	325,634	(13,055)	-4.16%
OCTOBER	23,285	337,446		337,446	845	291,139	45,462	13.47%
NOVEMBER	23,318	299,397		299,397	644	303,892	(5,139)	-1.72%
DECEMBER	23,318	230,901		230,901	1,073	280,744	(50,916)	-22.05%
TOTALS ->				3,731,990	11,868	3,503,426	216,696	5.81%

What is the level of arsenic for each well on your system. _____ mg/l
 (If more than one well, please list each separately) - **See attached**

If system has fire hydrants, what is the fire flow requirement? _____ GPM for _____ hrs

If system has chlorination treatment, does this treatment system chlorinate continuously?
 Yes No

Is the Water Utility located in an ADWR Active Management Area (AMA)?
 Yes No

Does the Company have an ADWR Gallons Per Capita Per Day (GPCPD) requirement?
 Yes No

If yes, provide the GPCPD amount: 255*

*Estimate

EPCOR Water
 Central Division - Sun City (07-099)
 Non-Revenue Water - 2021

Description	Quantity of Water (Kgal)												TOTAL	
	JAN	FEB	MAR	APR	MAY	JUN	JUL	AUG	SEP	OCT	NOV	DEC		
A Gallons Pumped														
Water Treatment														
Wells	237,372	222,895	258,486	306,666	369,291	407,286	397,771	350,508	313,972	337,446	299,397	230,901		3,731,990
B Gallons Purchased														
C Total Production	237,372	222,895	258,486	306,666	369,291	407,286	397,771	350,508	313,972	337,446	299,397	230,901		3,731,990

Authorized Unbilled/Consumption														
In-Plant Usage						30								30
Mixing Chemicals - Field														
Well Pumped Waste	384	323	398	777	573	870	594	616	518	642	423	938		7,056
Flushing Mains	73	9	84	255		28	347	280	141	72	90	4		1,382
Identified Fire Usage														
Vandalism														
Street Cleaning														
Draining Storage Tanks					500									1,100
Online Analyzers & Chlorinators	130	130	130	130	130	130	130	130	130	130	130	130		1,560
Field Meter Testing														
Fire Hydrant Maintenance	28	74	86	123	43	3	9	6	4	1	1	1		378
Flushing Sewer Mains	14	64	110			96	78							362
D Total Water Losses	629	601	808	1,285	1,246	1,156	1,158	1,032	1,393	845	644	1,073		11,868

E Gallons Sold														
Residential	209,443	156,190	167,187	211,558	242,965	264,486	326,314	289,930	261,709	235,858	250,236	230,560		2,846,436
Commercial	48,435	36,423	35,879	43,950	55,436	60,468	71,838	67,143	62,068	53,411	52,043	48,000		635,094
Industrial														
Fire Service														
OPA														
Resale														
Miscellaneous	1,860	1,017	1,133	1,528	1,949	1,813	2,644	2,428	1,857	1,870	1,613	2,184		21,896
Total Sales	259,738	193,630	204,199	257,036	300,350	326,767	400,796	359,501	325,634	291,139	303,892	280,744		3,503,426

F Non-Account Water														
Gallons	(22,995)	28,665	53,479	48,345	67,695	79,363	(4,182)	(10,026)	(13,055)	45,462	(5,139)	(50,916)		216,696
Percentage	-9.69%	12.86%	20.69%	15.76%	18.33%	19.49%	-1.05%	-2.86%	-4.16%	13.47%	-1.72%	-22.05%		5.81%

Negative numbers indicate quantity or percentage above production or 100%

COMPANY NAME	EPCOR WATER
Name of System: Tierra Del Rio	ADEQ Public Water System Number: 04-07-532

WATER USE DATA SHEET BY MONTH FOR CALENDAR YEAR 2021

MONTH	NUMBER OF CUSTOMERS	A	B	C	D	E	F	G
		GALLONS PUMPED (Thousands)	GALLONS PURCHASED (Thousands)	TOTAL PRODUCTION (Thousands)	GALLONS AUTHORIZED UNBILLED (Thousands)	GALLONS SOLD (Thousands)	TOTAL NRW (Thousands)	NON-ACCOUNT WATER (Thousands)
							= (C-D-E)/C	%
JANUARY	1,767	17,831		17,831	186	18,536	(891)	-5.00%
FEBRUARY	1,766	16,519		16,519	171	14,376	1,972	11.94%
MARCH	1,767	20,554		20,554	195	16,490	3,869	18.82%
APRIL	1,766	22,306		22,306	255	20,745	1,306	5.86%
MAY	1,765	25,795		25,795	361	21,092	4,342	16.83%
JUNE	1,767	28,115		28,115	234	24,967	2,914	10.37%
JULY	1,767	25,741		25,741	222	27,427	(1,908)	-7.41%
AUGUST	1,767	25,630		25,630	231	22,161	3,238	12.63%
SEPTEMBER	1,766	24,795		24,795	186	25,437	(828)	-3.34%
OCTOBER	1,764	24,591		24,591	231	21,646	2,714	11.04%
NOVEMBER	1,764	22,680		22,680	233	22,159	288	1.27%
DECEMBER	1,765	18,306		18,306	192	21,695	(3,582)	-19.57%
TOTALS ->				272,863	2,697	256,731	13,435	4.92%

What is the level of arsenic for each well on your system. _____ mg/l
 (If more than one well, please list each separately) - **See attached**

If system has fire hydrants, what is the fire flow requirement? _____ GPM for _____ hrs

If system has chlorination treatment, does this treatment system chlorinate continuously?
 Yes No

Is the Water Utility located in an ADWR Active Management Area (AMA)?
 Yes No

Does the Company have an ADWR Gallons Per Capita Per Day (GPCPD) requirement?
 Yes No

If yes, provide the GPCPD amount: _____

EPCOR Water
Central Division - Tierra Del Rio (07-532)
Non-Revenue Water - 2021

Description	Quantity of Water (Kgal)												TOTAL			
	JAN	FEB	MAR	APR	MAY	JUN	JUL	AUG	SEP	OCT	NOV	DEC				
A Gallons Pumped																
Water Treatment																
Wells	17831	16519	20554	22306	25795	28115	25741	25630	24795	24591	22680	18306				272863
B Gallons Purchased																
C Total Production	17,831	16,519	20,554	22,306	25,795	28,115	25,741	25,630	24,795	24,591	22,680	18,306				272,863

Authorized Unbilled/Consumption																
In-Plant Usage																
Mixing Chemicals - Field																
Well Pumped Waste	164	149	173	217	210	210	200	207	164	209	211	170				2284
Flushing Mains					32	2		2								35
Identified Fire Usage																
Vandalism																
Street Cleaning																
Draining Storage Tanks																
Online Analyzers & Chlorinators	22	22	22	22	22	22	22	22	22	22	22	22				264
Field Meter Testing																
Fire Hydrant Maintenance				16	7			1								24
Flushing Sewer Mains					90											90
D Total Authorized Unbilled/Consumption	186	171	195	255	361	234	222	231	186	231	233	192				2,697

E Gallons Solids																
Residential	15300	12400	13317	16847	16971	19868	21620	18614	21008	17640	16749	17458				207792
Commercial	3233	1972	3169	3895	4117	5095	5802	3543	4425	4002	5406	4233				48892
Industrial																
Fire Service																
OPA																
Resale																
Miscellaneous	3	4	4	3	4	4	5	4	4	4	4	4				47
Total Sales	18,536	14,376	16,490	20,745	21,092	24,967	27,427	22,161	25,437	21,646	22,159	21,695				256,731

F Unaccounted For Water																
Gallons	=C-D-E	-891	1972	3869	1306	4342	-1908	3238	-828	2714	288	-3582				13435
Percentage	=(C-D-E)/C	-5.00%	11.94%	18.82%	5.86%	16.83%	-7.41%	12.63%	-3.34%	11.04%	1.27%	-19.57%				4.92%

Negative numbers indicate quantity or percentage above production or 100%

COMPANY NAME	EPCOR WATER
Name of System: Sun City West	ADEQ Public Water System Number: 04-07-150

WATER USE DATA SHEET BY MONTH FOR CALENDAR YEAR 2021

MONTH	NUMBER OF CUSTOMERS	A	B	C	D	E	F	G
		GALLONS PUMPED (Thousands)	GALLONS PURCHASED (Thousands)	TOTAL PRODUCTION (Thousands)	GALLONS AUTHORIZED UNBILLED (Thousands)	GALLONS SOLD (Thousands)	TOTAL NRW (Thousands)	% NON-ACCOUNT WATER (Thousands)
							= (C-D-E)/C	
JANUARY	15,376	124,012		124,012	626	135,277	(11,891)	-9.59%
FEBRUARY	15,383	117,018		117,018	526	101,803	14,689	12.55%
MARCH	15,376	137,290		137,290	649	111,688	24,953	18.18%
APRIL	15,348	145,787		145,787	529	131,319	13,939	9.56%
MAY	15,322	163,550		163,550	1,074	148,062	14,414	8.81%
JUNE	15,324	174,158		174,158	802	147,671	25,685	14.75%
JULY	15,335	169,385		169,385	1,466	171,817	(3,899)	-2.30%
AUGUST	15,321	163,690		163,690	1,262	150,214	12,214	7.46%
SEPTEMBER	15,342	148,186		148,186	1,160	154,256	(7,230)	-4.88%
OCTOBER	15,386	160,209		160,209	862	131,905	27,443	17.13%
NOVEMBER	15,420	149,465		149,465	757	148,360	348	0.23%
DECEMBER	15,432	128,146		128,146	732	128,978	(1,564)	-1.22%
TOTALS ->			0	1,780,896	10,444	1,661,350	109,102	6.13%

What is the level of arsenic for each well on your system. _____ mg/l
 (If more than one well, please list each separately) - **See attached**

If system has fire hydrants, what is the fire flow requirement? _____ GPM for _____ hrs

If system has chlorination treatment, does this treatment system chlorinate continuously?
 Yes No

Is the Water Utility located in an ADWR Active Management Area (AMA)?
 Yes No

Does the Company have an ADWR Gallons Per Capita Per Day (GPCPD) requirement?
 Yes No

If yes, provide the GPCPD amount: _____ 202*

*Estimate

EPCOR WATER
Central Division - Sun City West 0407150
Unaccounted For Water - 2021

Description	Quantity of Water (Kgal)												TOTAL
	JAN	FEB	MAR	APR	MAY	JUN	JUL	AUG	SEP	OCT	NOV	DEC	
A Gallons Pumped													
Water Treatment													
Wells	124,012	117,018	137,290	145,787	163,550	174,158	169,385	163,690	148,186	160,209	149,465	128,146	1,780,896
B Gallons Purchased													
C Total Production	124,012	117,018	137,290	145,787	163,550	174,158	169,385	163,690	148,186	160,209	149,465	128,146	1,780,896

Authorized Unbilled/Consumption													
In-Plant Usage	422	325	435	335	429	396	700	635	521	572	536	561	5,867
Mixing Chemicals - Field													
Well Pumped Waste	68	58	65	49	68	252	640	452	355	101	67	35	2,210
Flushing Mains	6	10	24	3	50	17	0		3	1	25	4	141
Identified Fire Usage													
Vandalism													
Street Cleaning													
Draining Storage Tanks					300								300
Online Analyzers & Chlorinators	125	125	125	125	125	125	125	125	125	125	125	125	1,500
Field Meter Testing													
Fire Hydrant Maintenance	5	8	1	17	102	12	1		8	1	4	7	165
Flushing Sewer Mains								50	149	62			261
D Total Authorized Unbilled/Consumption	626	526	649	529	1,074	802	1,466	1,262	1,160	862	757	732	10,444

E Gallons Sold													
Residential	113,554	85,307	93,961	109,711	124,670	122,053	141,426	120,781	121,497	109,801	125,471	107,350	1,375,582
Commercial	21,640	16,415	17,647	21,545	23,333	25,559	30,348	29,412	32,747	22,093	22,877	21,617	285,233
Industrial													
Fire Service													
OPA													
Resale													
Miscellaneous	83	81	80	63	59	59	43	21	12	11	12	11	535
Total Sales	135,277	101,803	111,688	131,319	148,062	147,671	171,817	150,214	154,256	131,905	148,360	128,978	1,661,350

F Unaccounted For Water													
Gallons							(3,899)	12,214	(7,230)	27,443	348	(1,564)	109,102
Percentage							-2.30%	7.46%	-4.88%	17.13%	0.23%	-1.22%	6.13%

Negative numbers indicate quantity or percentage above production or 100%

COMPANY NAME

EPCOR Water (Agua Fria, Sun City and Sun City West)

Arsenic Data by Well

PWS_NO	Well #	Old Name	Date	<>	Result	Unit	Comments
04-07-080	1.1	Well (55-803469)			N/A	ppb	Out of Service
04-07-531	Northeast Agua Fria 100.1	55-595221	02/19/21		7.8	ppb	
04-07-531	Northeast Agua Fria 100.2	55-595224	02/19/21		5.5	ppb	
04-07-531	Northeast Agua Fria 100.3	55-221701	02/19/21		14	ppb	
04-07-695	Agua Fria Well 1.1	55-623682	1/16/2020		16	ppb	treated w/GIM at POE site
04-07-695	Agua Fria Well 1.2	55-575445	2/15/2021		22	ppb	treated w/GIM at POE site
04-07-695	Agua Fria Well 1.4	55-605761	2/15/2021		9.1	ppb	treated w/GIM at POE site
04-07-695	Agua Fria Well 1.5	55-587293	2/15/2021		13	ppb	treated w/GIM at POE site
04-07-695	Agua Fria Well 2.1	55-553671	2/15/2021		10	ppb	treated w/GIM at POE site
04-07-695	Agua Fria Well 2.2	55-554002					Out of Service
04-07-695	Agua Fria Well 2.3	55-573654	2/16/2021		8.4	ppb	treated w/GIM at POE site
04-07-695	Agua Fria Well 2.4	55-200558	2/16/2021		11	ppb	treated w/GIM at POE site
04-07-695	Agua Fria Well 3.1	55-565447	05/31/11		6	ppb	
04-07-695	Agua Fria Well 3.2	55-565446	05/31/11		6	ppb	
04-07-695	Agua Fria Well 3.3	55-591439	05/31/11		6	ppb	
04-07-695	Agua Fria Well 3.4	55-202096	05/31/11		7	ppb	
04-07-695	Agua Fria Well 4.1	55-604498	04/08/08		4	ppb	
04-07-695	Agua Fria Well 4.2	55-555779	02/12/14		5.7	ppb	
04-07-695	Agua Fria Well 4.3	55-590166	02/12/14		5.5	ppb	
04-07-695	Agua Fria Well 4.4	55-576971	01/12/21		3.1	ppb	
04-07-695	Agua Fria Well 4.5	55-593407	01/12/21		3.8	ppb	
04-07-695	Agua Fria Well 4.6	55-202092	01/12/21		8.4	ppb	
04-07-695	Agua Fria Well 4.7	55-204414	01/12/21		9.7	ppb	
04-07-695	Agua Fria Well 4.8	55-216258					Out of Service
04-07-695	Agua Fria Well 5.1	55-514145	10/23/2019		6.7	ppb	treated w/GIM at POE site
04-07-695	Agua Fria Well 5.2	55-624692	1/12/2021		7.5	ppb	treated w/GIM at POE site
04-07-695	Agua Fria Well 5.3	55-604500	1/12/2021		3.5	ppb	treated w/GIM at POE site
04-07-695	Agua Fria Well 8.1	55-592749	02/13/14		4	ppb	
04-07-695	Agua Fria Well 8.2	55-595241	02/13/14		6.6	ppb	
04-07-695	Agua Fria Well 8.3	55-598979	02/12/14		7.8	ppb	
04-07-695	Agua Fria Well 8.4						Out of Service
04-07-695	Agua Fria Well 9.1	55-585407	9/1/2021		16	ppb	treated with IX at POE site
04-07-695	Agua Fria Well 9.2	55-595267	9/1/2021		50	ppb	treated with IX at POE site
04-07-695	Agua Fria Well 9.3	55-592226	9/1/2021		13	ppb	treated with IX at POE site
04-07-695	Agua Fria Well 9.4	55-591437	9/1/2021		12	ppb	treated with IX at POE site
04-07-695	Agua Fria AFTL1	55-205432	07/25/19		44	ppb	treated w/GIM at POE site
04-07-695	Agua Fria AFTL3	55-213859	01/12/21		10	ppb	treated w/GIM at POE site
04-07-695	Agua Fria AFTL4	55-212434	07/25/19		11	ppb	treated w/GIM at POE site
04-07-695	Agua Fria Well 11.2	55-212491	01/12/21		6.9	ppb	
04-07-695	Agua Fria Well 14.3	55-215441	09/01/21		4.1	ppb	
04-07-099	Sun City 1.1	Well 18B (55-606529)	5/8/2009		6	ppb	
04-07-099	Sun City 1.1B	55-222830	6/19/2014		7.7	ppb	
04-07-099	Sun City 1.2	Well 18C2 (55-608176)	5/8/2009		8	ppb	
04-07-099	Sun City 2.1	Well 30A (55-606532)	5/8/2009		6	ppb	
04-07-099	Sun City 2.2	Well 19B (55-606530)	5/8/2009		6	ppb	
04-07-099	Sun City 2.3	Well 29A (55-606531)	5/12/2009		5	ppb	
04-07-099	Su City 2.4	Well 19C (55-207783)	5/8/2009		7	ppb	
04-07-099	Sun City 3.1	Well 17E (55-606527)	1/29/2009		4	ppb	
04-07-099	Sun City 4.1	Well 7C (55-606524)	8/25/2021		8.5	ppb	
04-07-099	Sun City 5.1	Well 8B (55-217004)	3/27/2014		6	ppb	
04-07-099	Sun City 5.2	Well 7B (55-606523)	9/2/2009		5	ppb	
04-07-099	Sun City 5.3	Well 5D (55-606522)	9/2/2009		4	ppb	
04-07-099	Sun City 5.4	Well 5A (55-606521)	9/2/2009		6	ppb	
04-07-099	Sun City 5.5	Well 32C (55-606534)	9/2/2009		4	ppb	
04-07-099	Sun City 6.1	Well 4C (55-574914)	12/6/2019		8.4	ppb	Blend Plan for all 4 Wells
04-07-099	Sun City 6.2	Well 4D (55-606520)	12/6/2019		4.8	ppb	
04-07-099	Sun City 6.3	Well 9A (55-606526)					Out of Service
04-07-099	Sun City 6.3B	55-222834	12/6/2019		5.8	ppb	
04-07-099	Sun City 6.4	Well 4B (55-606518)	12/6/2019		3.2	ppb	
04-07-099	Sun City 8.1	Well 32D (55-536983)	5/8/2009		5	ppb	
04-07-099	Sun City 8.2	Well 32B (55-606535)	5/8/2009		5	ppb	Out of Service
04-07-099	Sun City 8.2B	55-225041	9/14/2016		5	ppb	
04-07-099	Sun City 8.3	Well 31D (55-606536)	1/28/2009		4	ppb	Out of Service
04-07-099	Sun City 8.3B	55-222007	5/21/2014		3	ppb	
04-07-099	Sun City 8.4	Well 33B (55-606533)					proposed well
04-07-150	Sun City West 2.1	Well 23B (55-547408)	9/2/2021		5.2	ppb	treated with coag/fil at POE
04-07-150	Sun City West 2.2	Well 23A (55-610215)	9/2/2021		5	ppb	treated with coag/fil at POE
04-07-150	Sun City West 2.3	Well 22A (55-610214)	9/2/2021		6.3	ppb	treated with coag/fil at POE
04-07-150	Sun City West 2.4	Well 21C (55-520840)	9/2/2021		14	ppb	treated with coag/fil at POE
04-07-150	Sun City West 2.5	Well 21B (55-612959)	9/2/2021		13	ppb	treated with coag/fil at POE
04-07-150	Sun City West 1.1	Well 28B (55-547409)	12/22/2021		28	ppb	treated with GIM at POE
04-07-150	Sun City West 1.2	Well 27A (55-610217)	12/22/2021		21	ppb	Out of Service
04-07-150	Sun City West 1.3	Well 28A (55-612963)					Out of Service
04-07-150	Sun City West 1.3B	55-224135	12/22/2021		12	ppb	treated with GIM at POE
04-07-150	Sun City West 1.4	Well 34A (55-205590)	12/22/2021		31	ppb	treated with GIM at POE
04-07-150	Sun City West 1.5	Well 34B (55-610220)	8/16/2018		25	ppb	Out of Service
04-07-150	Sun City West 1.5B	55-229531	12/22/2021		29	ppb	Not in Service

COMPANY NAME	EPCOR WATER
Name of System: Anthem	ADEQ Public Water System Number: 04-07-504

WATER USE DATA SHEET BY MONTH FOR CALENDAR YEAR 2021

MONTH	NUMBER OF CUSTOMERS	A	B	C	D	E	F	G
		GALLONS PUMPED (Thousands)	GALLONS PURCHASED (Thousands)	TOTAL PRODUCTION (Thousands)	GALLONS AUTHORIZED UNBILLED (Thousands)	GALLONS SOLD (Thousands)	TOTAL NRW (Thousands)	% NON-ACCOUNT WATER (Thousands)
							=C-D-E	=(C-D-E)/C
JANUARY	9,022	78,361	-	78,361	741	81,690	(4,070)	-5.19%
FEBRUARY	9,019	70,644	-	70,644	685	61,854	8,105	11.47%
MARCH	9,026	85,296	-	85,296	1,295	69,140	14,861	17.42%
APRIL	9,025	98,728	-	98,728	996	85,925	11,807	11.96%
MAY	9,030	107,164	-	107,164	968	96,076	10,120	9.44%
JUNE	9,037	119,464	-	119,464	757	101,473	17,234	14.43%
JULY	9,040	107,399	-	107,399	723	116,119	(9,443)	-8.79%
AUGUST	9,033	98,542	-	98,542	746	88,011	9,785	9.93%
SEPTEMBER	9,038	98,152	-	98,152	789	93,813	3,550	3.62%
OCTOBER	9,045	97,900	-	97,900	738	86,835	10,327	10.55%
NOVEMBER	9,048	91,510	-	91,510	725	85,824	4,961	5.42%
DECEMBER	9,052	78,897	-	78,897	693	81,447	(3,243)	-4.11%
TOTALS ->		1,132,057	0	1,132,057	9,855	1,048,207	73,995	6.54%

What is the level of arsenic for each well on your system. _____mg/l

(If more than one well, please list each separately)

55-577504 0.0156 mg/l
55-577505 0.0019 mg/l

If system has fire hydrants, what is the fire flow requirement? _____GPM for _____ hrs

If system has chlorination treatment, does this treatment system chlorinate continuously?

(X) Yes () No

Is the Water Utility located in an ADWR Active Management Area (AMA)?

(X) Yes () No

Does the Company have an ADWR Gallons Per Capita Per Day (GPCPD) requirement?

() Yes (X) No

If yes, provide the GPCPD amount: _____N/A_____

EPCOR Water
 Eastern Division - Anthem Water District
 Unaccounted For Water - 2021

Description	Quantity of Water (Kgal)												
	JAN	FEB	MAR	APR	MAY	JUN	JUL	AUG	SEP	OCT	NOV	DEC	TOTAL
A Gallons Pumped													
Water Treatment	78,361	70,644	85,296	98,728	107,164	119,464	107,399	98,542	98,152	97,900	91,510	78,897	1,132,057
Wells													0
B Gallons Purchased													0
C Total Production	78,361	70,644	85,296	98,728	107,164	119,464	107,399	98,542	98,152	97,900	91,510	78,897	1,132,057

Authorized Unbilled/Consumption													
In-Plant Usage	235	126	273	367	353	322	265	274	275	189	251	194	3,124
Mixing Chemicals - Field	0	0	0	0	0	0	0	0	0	0	0	0	0
Well Pumped Waste	15	17	34	0	0	0	0	0	0	0	0	0	66
Flushing Mains	68	0	89	38	4	26	42	49	37	132	332	76	893
Identified Fire Usage	6	6	1	11	6	10	6	2	2	15	13	1	78
Vandalism	0	0	0	0	0	0	0	0	0	0	0	0	0
Street Cleaning	0	0	0	3	0	0	0	0	0	0	0	0	3
Draining Storage Tanks	0	0	2	0	0	0	0	0	0	0	0	0	2
Online Analyzers & Chlorinators	402	363	402	389	402	389	402	402	389	402	130	402	4,474
Field Meter Testing	0	0	0	0	0	0	0	0	0	0	0	0	0
Fire Hydrant Maintenance	0	173	494	182	192	0	0	0	82	0	0	0	1,123
Flushing Sewer Mains	15	0	0	7	12	10	8	18	3	0	0	20	93
D Total Authorized Unbilled/Consumption	741	685	1,295	996	968	757	723	746	789	738	725	693	9,855

Gallons Sold													
Residential	68,708	51,865	56,781	70,004	74,787	77,197	90,469	69,606	75,523	69,129	67,222	66,248	837,539
Commercial	10,864	7,826	9,475	12,378	17,807	20,361	22,413	15,634	15,499	15,072	15,755	12,869	175,953
Industrial													0
Fire Service													0
OPA													0
Resale	2,111	2,155	2,878	3,534	3,473	3,892	3,221	2,761	2,772	2,619	2,834	2,318	34,568
Miscellaneous	7	8	6	9	9	23	16	10	19	15	13	12	147
E Total Sales	81,690	61,854	69,140	85,925	96,076	101,473	116,119	88,011	93,813	86,835	85,824	81,447	1,048,207

F Non-Account Water													
Gallons	(4,070)	8,105	14,861	11,807	10,120	17,234	(9,444)	9,785	3,551	10,328	4,961	(3,243)	73,995
Percentage	(5.19%)	11.47%	17.42%	11.96%	9.44%	14.43%	(8.79%)	9.93%	3.62%	10.55%	5.42%	(4.11%)	6.54%

Negative numbers indicate quantity or percentage above production or 100%

Customers													
Residential	8,779	8,776	8,784	8,780	8,785	8,792	8,796	8,789	8,794	8,800	8,804	8,808	105,487
Commercial	238	238	237	240	240	240	239	239	239	240	239	239	2,868
Industrial													0
Fire Service													0
OPA													0
Resale	5	5	5	5	5	5	5	5	5	5	5	5	60
Miscellaneous													0
Total Customers	9,022	9,019	9,026	9,025	9,030	9,037	9,040	9,033	9,038	9,045	9,048	9,052	108,415

COMPANY NAME	EPCOR WATER
Name of System: Paradise Valley	ADEQ Public Water System Number: 04-07-056

WATER USE DATA SHEET BY MONTH FOR CALENDAR YEAR 2021

MONTH	NUMBER OF CUSTOMERS	A	B	C	D	E	F	G
		GALLONS PUMPED (Thousands)	GALLONS PURCHASED (Thousands)	TOTAL PRODUCTION (Thousands)	GALLONS AUTHORIZED UNBILLED (Thousands)	GALLONS SOLD (Thousands)	TOTAL NRW (Thousands)	% NON-ACCOUNT WATER (Thousands)
							=C-D-E	=(C-D-E)/C
JANUARY	5,109	194,051	5,223	199,274	86	209,756	(10,568)	-5.30%
FEBRUARY	5,113	182,350	7,573	189,923	94	147,734	42,095	22.16%
MARCH	5,108	229,997	10,519	240,516	756	165,719	74,041	30.78%
APRIL	5,110	270,672	20,102	290,774	760	214,177	75,837	26.08%
MAY	5,108	322,744	26,033	348,777	542	274,035	74,200	21.27%
JUNE	5,119	360,234	26,578	386,812	671	299,419	86,722	22.42%
JULY	5,119	342,267	17,241	359,508	862	362,474	(3,828)	-1.06%
AUGUST	5,128	314,826	14,389	329,215	720	321,259	7,236	2.20%
SEPTEMBER	5,129	295,194	14,691	309,885	807	284,634	24,444	7.89%
OCTOBER	5,140	305,670	16,960	322,630	115	287,530	34,985	10.84%
NOVEMBER	5,147	264,925	9,539	274,464	3,581	280,547	(9,664)	-3.52%
DECEMBER	5,151	208,171	3,976	212,147	196	239,086	(27,135)	-12.79%
TOTALS ->		3,291,101	172,824	3,463,925	9,190	3,086,370	368,365	10.63%

What is the level of arsenic for each well on your system. _____mg/l
(If more than one well, please list each separately)

Well PCX-1	no longer on system
Well 11	0.0100
Well 12	0.0000
Well 12b	0.0098
Well 14	0.0087
Well 15	0.0076
Well 16	0.0150
Well 17	0.0100

If system has fire hydrants, what is the fire flow requirement? 1500 GPM for 1 hr

If system has chlorination treatment, does this treatment system chlorinate continuously?
(X) Yes () No

Is the Water Utility located in an ADWR Active Management Area (AMA)?
(X) Yes () No

Does the Company have An ADWR Gallons Per Capita Per Day (GPCPD) requirement?
(X) Yes () No

If yes, provide the GPCPD amount: 1010*

*Estimate

EPCOR Water
 Eastern Division - Paradise Valley Water District
 Unaccounted For Water - 2021

Description	Quantity of Water (Kgal)												TOTAL										
	JAN	FEB	MAR	APR	MAY	JUN	JUL	AUG	SEP	OCT	NOV	DEC											
A Gallons Pumped																							
Water Treatment																							0
Wells	194,051	182,350	229,997	270,672	322,744	360,234	342,267	314,826	295,194	305,670	264,925	208,171	3,291,101										
B Gallons Purchased	5,223	7,573	10,519	20,102	26,033	26,578	17,241	14,389	14,691	16,980	9,539	3,976	172,824										
C Total Production	199,274	189,923	240,516	290,774	348,777	386,812	359,508	329,215	309,885	322,630	274,464	212,147	3,463,925										

Authorized Unbilled/Consumption	JAN	FEB	MAR	APR	MAY	JUN	JUL	AUG	SEP	OCT	NOV	DEC	TOTAL
In-Plant Usage	42	42	42	42	42	42	42	42	42	42	42	42	504
Mixing Chemicals - Field	0	0	0	0	0	0	0	0	0	0	0	0	0
Well Pumped Waste	0	0	0	0	0	0	0	0	0	0	0	0	0
Flushing Mains	38	46	708	31	270	112	814	108	43	67	3,533	148	5,917
Identified Fire Usage	0	0	0	0	8	0	0	51	0	0	0	0	59
Vandalism	0	0	0	0	0	0	0	0	0	0	0	0	0
Street Cleaning	0	0	0	0	0	0	0	0	0	0	0	0	0
Draining Storage Tanks	0	0	0	0	0	0	0	0	0	0	0	0	0
Online Analyzers & Chlorinators	6	6	6	6	6	6	6	6	6	6	6	6	72
Field Meter Testing	0	0	0	0	0	0	0	0	0	0	0	0	0
Fire Hydrant Maintenance	0	0	0	681	216	512	0	514	716	0	0	0	2,638
Flushing Sewer Mains	0	0	0	0	0	0	0	0	0	0	0	0	0
D Total Authorized Unbilled/Consumption	86	94	756	760	542	671	862	720	807	115	3,581	196	9,190

Gallons Sold	JAN	FEB	MAR	APR	MAY	JUN	JUL	AUG	SEP	OCT	NOV	DEC	TOTAL
Residential	158,639	112,164	121,018	153,052	193,438	212,920	259,699	244,433	215,324	213,314	205,729	175,401	2,265,131
Commercial	50,068	34,949	43,905	59,574	78,311	84,069	99,617	75,200	67,582	72,158	73,677	62,696	801,806
Industrial	0	0	0	0	0	0	0	0	0	0	0	0	0
Fire Service	10	19	14	15	11	12	12	11	26	30	17	11	188
OPA	121	42	130	622	1,296	1,540	2,144	205	185	374	167	80	6,906
Resale	593	292	390	618	676	595	666	1,081	1,072	1,209	762	683	8,637
Miscellaneous	325	268	262	296	303	283	336	329	445	445	195	215	3,702
E Total Sales	209,756	147,734	165,719	214,177	274,035	299,419	362,474	321,259	284,634	287,530	280,547	239,086	3,086,370

Non-Account Water	JAN	FEB	MAR	APR	MAY	JUN	JUL	AUG	SEP	OCT	NOV	DEC	TOTAL
Gallons =C-D-E	(10,568)	42,095	74,041	75,837	74,200	86,722	(3,828)	7,236	24,444	34,985	(9,664)	(27,135)	368,366
Percentage =(C-D-E)/C	(5.30%)	22.16%	30.78%	26.08%	21.27%	22.42%	(1.06%)	2.20%	7.89%	10.84%	(3.52%)	(12.79%)	10.63%

Negative numbers indicate quantity or percentage above production or 100%

Customers	JAN	FEB	MAR	APR	MAY	JUN	JUL	AUG	SEP	OCT	NOV	DEC	TOTAL
Residential	4,660	4,663	4,657	4,659	4,658	4,667	4,669	4,676	4,677	4,638	4,695	4,699	56,068
Commercial	358	359	360	360	359	361	359	361	362	362	362	362	4,325
Industrial													0
Fire Service	58	58	58	58	58	58	58	58	58	58	58	58	696
OPA	1	1	1	1	1	1	1	1	1	1	1	1	12
Resale	21	21	21	21	21	21	21	21	21	21	21	21	252
Miscellaneous	11	11	11	11	11	11	11	11	10	10	10	10	128
Total Customers	5,109	5,113	5,108	5,110	5,108	5,119	5,119	5,128	5,129	5,140	5,147	5,151	61,481

COMPANY NAME	EPCOR WATER
Name of System: Tubac	ADEQ Public Water System Number: 04-12-001

WATER USE DATA SHEET BY MONTH FOR CALENDAR YEAR 2021

MONTH	NUMBER OF CUSTOMERS	A	B	C	D	E	F	G
		GALLONS PUMPED (Thousands)	GALLONS PURCHASED (Thousands)	TOTAL PRODUCTION (Thousands)	GALLONS AUTHORIZED UNBILLED (Thousands)	GALLONS SOLD (Thousands)	TOTAL NRW (Thousands)	% NON-ACCOUNT WATER (Thousands)
							= (C-D-E)/C	
JANUARY	635	5,282	-	5,282	18	5,241	22	0.42%
FEBRUARY	640	5,227	-	5,227	165	3,985	1,077	20.61%
MARCH	638	6,828	-	6,828	466	4,893	1,470	21.53%
APRIL	637	7,267	-	7,267	680	6,374	213	2.92%
MAY	642	8,378	-	8,378	78	6,853	1,447	17.27%
JUNE	645	9,030	-	9,030	381	7,475	1,174	13.00%
JULY	649	6,385	-	6,385	147	7,854	(1,616)	-25.32%
AUGUST	650	6,082	-	6,082	182	5,017	883	14.52%
SEPTEMBER	653	6,251	-	6,251	167	5,553	531	8.50%
OCTOBER	660	7,158	-	7,158	115	5,373	1,670	23.33%
NOVEMBER	664	6,508	-	6,508	395	6,181	(68)	-1.05%
DECEMBER	665	5,901	-	5,901	749	5,993	(841)	-14.25%
TOTALS ->		80,296	0	80,296	3,543	70,792	5,961	7.42%

What is the level of arsenic for each well on your system. _____ mg/l

(If more than one well, please list each separately)

- Well 3 0.017 mg/L
- Well 2 0.020 mg/L Disconnected from system
- Well 4 0.035 mg/l
- Well 5 0.019 mg/l

If system has fire hydrants, what is the fire flow requirement? 1500 GPM for 1 hr

If system has chlorination treatment, does this treatment system chlorinate continuously?

(X) Yes () No When wells are running

Is the Water Utility located in an ADWR Active Management Area (AMA)?

(X) Yes () No

Does the Company have An ADWR Gallons Per Capita Per Day (GPCPD) requirement?

(X) Yes () No

If yes, provide the GPCPD amount: 246*

*Estimate

COMPANY NAME	EPCOR WATER	
Name of System: Havasu	ADEQ Public Water System Number:	04-08-015

WATER USE DATA SHEET BY MONTH FOR CALENDAR YEAR 2021

MONTH	NUMBER OF CUSTOMERS	A	B	C	D	E	F	G
		GALLONS PUMPED (Thousands)	GALLONS PURCHASED (Thousands)	TOTAL PRODUCTION (Thousands)	GALLONS AUTHORIZED UNBILLED (Thousands)	GALLONS SOLD (Thousands)	TOTAL NRW (Thousands)	% NON-ACCOUNT WATER (Thousands)
							=C-D-E	=(C-D-E)/C
JANUARY	1,971	21,134	0	21,134	123	20,005	1,006	4.76%
FEBRUARY	1,985	18,356	0	18,356	35	15,092	3,229	17.59%
MARCH	1,993	21,786	0	21,786	163	15,322	6,301	28.92%
APRIL	1,992	22,344	0	22,344	130	17,932	4,282	19.16%
MAY	1,992	24,109	0	24,109	91	19,862	4,156	17.24%
JUNE	2,001	26,106	0	26,106	85	18,898	7,123	27.28%
JULY	2,003	28,837	0	28,837	156	22,162	6,519	22.61%
AUGUST	2,011	26,017	0	26,017	54	24,037	1,926	7.40%
SEPTEMBER	2,016	26,570	0	26,570	68	21,280	5,222	19.65%
OCTOBER	2,033	25,629	0	25,629	177	22,414	3,038	11.85%
NOVEMBER	2,045	23,274	0	23,274	34	20,680	2,560	11.00%
DECEMBER	2,053	24,659	0	24,659	66	18,781	5,812	23.57%
TOTALS ->		288,821	0	288,821	1,182	236,465	51,174	17.72%

What is the level of arsenic for each well on your system.

(If more than one well, please list each separately)

Well 10 .0016 mg/l Well 9 .0019 mg/l

If system has fire hydrants, what is the fire flow requirement? 1,000 GPM for 2 hrs

If system has chlorination treatment, does this treatment system chlorinate continuously?

Yes No

Is the Water Utility located in an ADWR Active Management Area (AMA)?

Yes No

Does the Company have An ADWR Gallons Per Capita Per Day (GPCPD) requirement?

Yes No

If yes, provide the GPCPD amount: N/A

EPCOR Water
Eastern Division - Havasu Water District
Unaccounted For Water - 2021

Description	Quantity of Water (Kgal)												TOTAL			
	JAN	FEB	MAR	APR	MAY	JUN	JUL	AUG	SEP	OCT	NOV	DEC				
A Gallons Pumped																
Water Treatment																
Wells	21,134	18,356	21,786	22,344	24,109	26,106	28,837	26,017	26,570	25,629	23,274	24,659				288,821
B Gallons Purchased																
C Total Production	21,134	18,356	21,786	22,344	24,109	26,106	28,837	26,017	26,570	25,629	23,274	24,659				288,821

Authorized Unbilled/Consumption																
In-Plant Usage	0	0	0	0	0	0	0	0	0	0	0	0	0	0	0	0
Mixing Chemicals - Field	0	0	0	0	0	0	0	0	0	0	0	0	0	0	0	0
Well Pumped Waste	80	0	135	75	45	45	94	0	25	11	10	52				572
Flushing Mains	23	20	8	5	11	30	42	39	13	142	4	341				4
Identified Fire Usage	20	15	15	50	25	10	20	10	15	25	20	10				235
Construction Flushing	0	0	5	0	0	0	0	0	0	0	0	0				20
Street Cleaning	0	0	0	0	10	0	0	5	0	0	0	0				15
Draining Storage Tanks	0	0	0	0	0	0	0	0	0	0	0	0				0
Online Analyzers & Chlorinators	0	0	0	0	0	0	0	0	0	0	0	0				0
Field Meter Testing	0	0	0	0	0	0	0	0	0	0	0	0				0
Fire Hydrant Maintenance	0	0	0	0	0	0	0	0	0	0	0	0				0
Flushing Sewer Mains	0	0	0	0	0	0	0	0	0	0	0	0				0
D Total Authorized Unbilled/Consumption	123	35	163	130	91	85	156	54	68	177	34	66				1,182

Gallons Sold																
Residential	16,985	13,140	13,428	15,589	17,479	16,690	19,336	21,852	19,336	20,230	18,954	17,026				210,045
Commercial	3,010	1,944	1,885	2,333	2,376	2,204	2,822	2,181	1,943	2,180	1,720	1,751				26,349
Industrial																0
Fire Service																0
OPA																0
Resale																0
Miscellaneous	10	8	9	10	7	4	4	4	1	4	6	4				71
E Total Sales	20,005	15,092	15,322	17,932	19,862	18,898	22,162	24,037	21,280	22,414	20,680	18,781				236,465

Non-Account Water																
Gallons	1,006	3,229	6,301	4,282	4,156	7,123	6,519	1,926	5,222	3,038	2,561	5,812				51,174
Percentage	4.76%	17.59%	28.92%	19.17%	17.24%	27.29%	22.61%	7.40%	19.65%	11.85%	11.00%	23.57%				17.72%

Negative numbers indicate quantity or percentage above production or 100%

Customers																
Residential	1,917	1,927	1,935	1,934	1,932	1,941	1,944	1,953	1,958	1,975	1,987	1,995				23,398
Commercial	52	56	56	56	58	58	57	56	56	56	56	56				673
Industrial																0
Fire Service																0
OPA																0
Resale																0
Miscellaneous	2	2	2	2	2	2	2	2	2	2	2	2				24
Total Customers	1,971	1,985	1,993	1,992	1,992	2,001	2,003	2,011	2,016	2,033	2,045	2,053				24,095

COMPANY NAME	EPCOR WATER
Name of System: Mohave	ADEQ Public Water System Number: 04-08-032

WATER USE DATA SHEET BY MONTH FOR CALENDAR YEAR 2021

MONTH	NUMBER OF CUSTOMERS	A	B	C	D	E	F	G
		GALLONS PUMPED (Thousands)	GALLONS PURCHASED (Thousands)	TOTAL PRODUCTION (Thousands)	GALLONS AUTHORIZED UNBILLED (Thousands)	GALLONS SOLD (Thousands)	TOTAL NRW (Thousands)	% NON-ACCOUNT WATER (Thousands)
							=C-D-E	=(C-D-E)/C
JANUARY	15,231	131,201	0	131,201	241	114,125	16,835	12.83%
FEBRUARY	15,359	120,091	0	120,091	210	91,507	28,374	23.63%
MARCH	15,402	136,287	0	136,287	231	95,285	40,771	29.92%
APRIL	15,410	142,225	0	142,225	802	113,072	28,351	19.93%
MAY	15,399	151,733	0	151,733	208	120,599	30,926	20.38%
JUNE	15,434	155,686	0	155,686	270	120,568	34,848	22.38%
JULY	15,439	171,211	0	171,211	553	143,869	26,789	15.65%
AUGUST	15,471	168,095	0	168,095	818	131,470	35,807	21.30%
SEPTEMBER								
OCTOBER								
NOVEMBER								
DECEMBER								
TOTALS ->		1,176,529	0	1,176,529	3,332	930,495	242,702	20.63%

What is the level of arsenic for each well on your system. _____ mg/l
 (If more than one well, please list each separately)

If system has fire hydrants, what is the fire flow requirement? 1,000 GPM for 2.0 hrs

If system has chlorination treatment, does this treatment system chlorinate continuously?
 Yes No

Is the Water Utility located in an ADWR Active Management Area (AMA)?
 Yes No

Does the Company have An ADWR Gallons Per Capita Per Day (GPCPD) requirement?
 Yes No

If yes, provide the GPCPD amount: N/A

EPCOR Water
 Eastern Division - Mohave Water District - Bullhead City (08-032)
 Unaccounted For Water - 2021

Description	Quantity of Water (Kgal)												
	JAN	FEB	MAR	APR	MAY	JUN	JUL	AUG	SEP	OCT	NOV	DEC	TOTAL
A Gallons Pumped													
Water Treatment	0	0	0	0	0	0	0	0	0	0	0	0	0
Wells	131,201	120,091	136,287	142,225	151,733	155,686	171,211	168,095	0	0	0	0	1,176,529
B Gallons Purchased	0	0	0	0	0	0	0	0	0	0	0	0	0
C Total Production	131,201	120,091	136,287	142,225	151,733	155,686	171,211	168,095	0	0	0	0	1,176,529

Authorized Unbilled/Consumption														
In-Plant Usage	0	0	0	0	0	0	0	0	0	0	0	0	0	110
Mixing Chemicals - Field	0	0	0	0	0	0	0	0	0	0	0	0	0	0
Well Pumped Waste	27	27	27	28	28	28	28	57	0	0	0	0	249	0
Flushing Mains	118	114	134	587	110	167	450	687	0	0	0	0	2,367	0
Identified Fire Usage	38	24	24	37	30	35	35	35	0	0	0	0	258	0
Construction Flushing	0	0	0	0	0	0	0	0	0	0	0	0	0	0
Street Cleaning	0	0	0	0	0	0	0	0	0	0	0	0	0	0
Draining Storage Tanks	0	0	0	0	0	0	0	0	0	0	0	0	0	0
Online Analyzers & Chlorinators	0	0	0	0	0	0	0	0	0	0	0	0	0	0
Field Meter Testing	0	0	0	0	0	0	0	0	0	0	0	0	0	0
Fire Hydrant Maintenance	58	45	45	40	40	40	40	40	0	0	0	0	348	0
Flushing Sewer Mains	0	0	0	0	0	0	0	0	0	0	0	0	0	0
D Total Authorized Unbilled/Consumption	240.6	210.1	230.6	801.8	207.7	270.2	553.1	818.2	0	0	0	0	3,332	

Gallons Sold													
Residential	83,690	66,349	68,961	83,358	87,039	88,275	105,885	95,884	0	0	0	0	679,441
Commercial	25,048	20,882	21,795	24,350	26,848	25,702	31,415	28,953	0	0	0	0	204,993
Industrial	0	0	0	0	0	0	0	0	0	0	0	0	0
Fire Service	0	0	0	0	0	0	0	0	0	0	0	0	0
OPA	5,018	3,935	4,195	5,145	6,372	6,184	6,137	6,338	0	0	0	0	43,324
Resale	0	0	0	0	0	0	0	0	0	0	0	0	0
Miscellaneous	369	341	334	219	340	407	432	295	0	0	0	0	2,737
E Total Sales	114,125	91,507	95,285	113,072	120,599	120,568	143,869	131,470	0	0	0	0	930,495

F Non-Account Water										
Gallons	16,835	28,374	40,771	28,351	30,926	34,848	26,789	35,807	(0)	242,701
Percentage	12.83%	23.63%	29.92%	19.93%	20.38%	22.38%	15.65%	21.30%		20.63%

Negative numbers indicate quantity or percentage above production or 100%

Customers													
Residential	14,344	14,379	14,410	14,416	14,403	14,439	14,445	14,475	0	0	0	0	115,311
Commercial	790	843	854	848	856	850	849	851	0	0	0	0	6,741
Industrial	0	0	0	0	0	0	0	0	0	0	0	0	0
Fire Service	29	64	65	65	65	70	70	70	0	0	0	0	498
OPA	60	65	65	68	67	67	67	67	0	0	0	0	526
Resale	0	0	0	0	0	0	0	0	0	0	0	0	0
Miscellaneous	8	8	8	8	8	8	8	8	0	0	0	0	64
Total Customers	15,231	15,359	15,402	15,410	15,399	15,434	15,439	15,471	0	0	0	0	123,140

COMPANY NAME	EPCOR WATER
Name of System: Camp Mohave	ADEQ Public Water System Number: 04-08-037

WATER USE DATA SHEET BY MONTH FOR CALENDAR YEAR 2021

MONTH	NUMBER OF CUSTOMERS	A	B	C	D	E	F	G
		GALLONS PUMPED (Thousands)	GALLONS PURCHASED (Thousands)	TOTAL PRODUCTION (Thousands)	GALLONS AUTHORIZED UNBILLED (Thousands)	GALLONS SOLD (Thousands)	TOTAL NRW (Thousands)	% NON-ACCOUNT WATER (Thousands)
							=C-D-E	=(C-D-E)/C
JANUARY	76	1,097	0	1,097	2.0	1,202	(107)	-9.75%
FEBRUARY	82	1,120	0	1,120	5.0	980	135	12.05%
MARCH	82	1,610	0	1,610	24.5	1,242	344	21.34%
APRIL	82	1,411	0	1,411	20.0	1,632	(241)	-17.08%
MAY	82	1,651	0	1,651	15.0	1,464	172	10.42%
JUNE	81	1,781	0	1,781	58.4	1,563	160	8.96%
JULY	81	1,972	0	1,972	45.0	1,989	(62)	-3.14%
AUGUST	81	1,857	0	1,857	86.3	1,639	132	7.09%
SEPTEMBER							0	
OCTOBER							0	
NOVEMBER							0	
DECEMBER							0	
TOTALS ->		12,499	0	12,499	256.2	11,711	532	4.25%

What is the level of arsenic for each well on your system. _____ mg/l
 (If more than one well, please list each separately)

If system has fire hydrants, what is the fire flow requirement? _____ 1,000 _____ GPM for _____ 2.0 _____ hrs

If system has chlorination treatment, does this treatment system chlorinate continuously?
 Yes No

Is the Water Utility located in an ADWR Active Management Area (AMA)?
 Yes No

Does the Company have An ADWR Gallons Per Capita Per Day (GPCPD) requirement?
 Yes No

If yes, provide the GPCPD amount: _____ N/A _____

COMPANY NAME	EPCOR WATER
Name of System: Lake Mohave	ADEQ Public Water System Number: 04-08-062

WATER USE DATA SHEET BY MONTH FOR CALENDAR YEAR 2021

MONTH	NUMBER OF CUSTOMERS	A	B	C	D	E	F	G
		GALLONS PUMPED (Thousands)	GALLONS PURCHASED (Thousands)	TOTAL PRODUCTION (Thousands)	GALLONS AUTHORIZED UNBILLED (Thousands)	GALLONS SOLD (Thousands)	TOTAL NRW (Thousands) =C-D-E	% NON-ACCOUNT WATER (Thousands) =(C-D-E)/C
JANUARY	310	898	1,061	1,959	0	1,831	128	6.53%
FEBRUARY	310	797	790	1,587	1	1,340	246	15.50%
MARCH	310	918	850	1,768	0	1,364	404	22.85%
APRIL	312	1,176	1,153	2,329	4	1,716	609	26.15%
MAY	313	1,255	1,163	2,418	0	2,093	325	13.44%
JUNE	313	1,235	1,077	2,312	0	1,974	338	14.62%
JULY	313	1,265	1,222	2,487	0	2,093	394	15.84%
AUGUST	313	1,182	1,544	2,726	0	2,405	321	11.78%
SEPTEMBER							0	
OCTOBER							0	
NOVEMBER							0	
DECEMBER							0	
TOTALS ->		8,726	8,860	17,586	5	14,816	2,765	15.72%

What is the level of arsenic for each well on your system. _____ mg/l
(If more than one well, please list each separately)

If system has fire hydrants, what is the fire flow requirement? 1,000 GPM for 2.0 hrs

If system has chlorination treatment, does this treatment system chlorinate continuously?
 Yes No

Is the Water Utility located in an ADWR Active Management Area (AMA)?
 Yes No

Does the Company have An ADWR Gallons Per Capita Per Day (GPCPD) requirement?
 Yes No

If yes, provide the GPCPD amount: N/A

Arizona American Water
 Eastern Division - Mohave Water District - Lake Mohave Highlands (08-062)
 Operational Activity - 2021

Description	Quantity of Water (Kgal)												
	JAN	FEB	MAR	APR	MAY	JUN	JUL	AUG	SEP	OCT	NOV	DEC	TOTAL
A Gallons Pumped													
Water Treatment													0
Wells	898	797	918	1,176	1,255	1,235	1,265	1,182	0	0	0	0	8,726
B Gallons Purchased	1,061	790	850	1,153	1,163	1,077	1,222	1,544					8,860
C Total Production	1,959	1,587	1,768	2,329	2,418	2,312	2,487	2,726	0	0	0	0	17,586

Authorized Unbilled/Consumption														
In-Plant Usage	0	0	0	0	0	0	0	0	0	0	0	0	0	0
Mixing Chemicals - Field	0	0	0	0	0	0	0	0	0	0	0	0	0	0
Well Pumped Waste	0	0	0	0	0	0	0	0	0	0	0	0	0	0
Flushing Mains	0	1	0	4	0	0	0	0	0	0	0	0	5	0
Identified Fire Usage	0	0	0	0	0	0	0	0	0	0	0	0	0	0
Construction Flushing	0	0	0	0	0	0	0	0	0	0	0	0	0	0
Street Cleaning	0	0	0	0	0	0	0	0	0	0	0	0	0	0
Draining Storage Tanks	0	0	0	0	0	0	0	0	0	0	0	0	0	0
Online Analyzers & Chlorinators	0	0	0	0	0	0	0	0	0	0	0	0	0	0
Field Meter Testing	0	0	0	0	0	0	0	0	0	0	0	0	0	0
Fire Hydrant Maintenance	0	0	0	0	0	0	0	0	0	0	0	0	0	0
Flushing Sewer Mains	0	0	0	0	0	0	0	0	0	0	0	0	0	0
D Total Authorized Unbilled/Consumption	0	1	0	4	0	0	0	0	0	0	0	0	0	5

Gallons Sold													
Residential	1,779	1,310	1,334	1,682	2,052	1,938	2,055	2,359	0	0	0	0	14,509
Commercial	25	7	7	8	14	17	17	18	0	0	0	0	113
Industrial													0
Fire Service													0
OPA													0
Resale													0
Miscellaneous	27	23	23	26	27	19	21	28	0	0	0	0	194
E Total Sales	1,831	1,340	1,364	1,716	2,093	1,974	2,093	2,405	0	0	0	0	14,816

Non-Account Water													
Gallons	128	247	404	609	325	338	394	321					2,765
Percentage	6.53%	15.53%	22.85%	26.14%	13.44%	14.62%	15.84%	11.78%					15.72%

Negative numbers indicate quantity or percentage above production or 100%

Customers													
Residential	306	306	306	308	309	309	309	309	0	0	0	0	2,462
Commercial	2	2	2	2	2	2	2	2	0	0	0	0	16
Industrial													0
Fire Service													0
OPA													0
Resale													0
Miscellaneous	2	2	2	2	2	2	2	2	0	0	0	0	16
Total Customers	310	310	310	312	313	313	313	313	0	0	0	0	2,494

COMPANY NAME	EPCOR WATER
Name of System: Desert Foothills	ADEQ Public Water System Number: 04-08-137

WATER USE DATA SHEET BY MONTH FOR CALENDAR YEAR 2021

MONTH	NUMBER OF CUSTOMERS	A	B	C	D	E	F	G
		GALLONS PUMPED (Thousands)	GALLONS PURCHASED (Thousands)	TOTAL PRODUCTION (Thousands)	GALLONS AUTHORIZED UNBILLED (Thousands)	GALLONS SOLD (Thousands)	TOTAL NRW (Thousands)	% NON-ACCOUNT WATER (Thousands)
							=C-D-E	=(C-D-E)/C
JANUARY	1,307	18,940	0	18,940	18	18,855	67	0.36%
FEBRUARY	1,307	17,086	1,092	18,178	14	13,497	4,667	25.68%
MARCH	1,304	19,550	0	19,550	30	13,935	5,586	28.57%
APRIL	1,308	21,404	0	21,404	58	18,490	2,856	13.34%
MAY	1,311	22,493	0	22,493	0	18,433	4,060	18.05%
JUNE	1,318	23,900	0	23,900	112	19,354	4,434	18.55%
JULY	1,348	26,046	0	26,046	72	25,390	584	2.24%
AUGUST	1,352	27,782	0	27,782	2	24,321	3,459	12.45%
SEPTEMBER								
OCTOBER								
NOVEMBER								
DECEMBER								
TOTALS ->		177,201	1,092	178,293	304	152,275	25,714	14.42%

What is the level of arsenic for each well on your system. _____ mg/l
 (If more than one well, please list each separately)

If system has fire hydrants, what is the fire flow requirement? 1,000 GPM for 2.0 hrs

If system has chlorination treatment, does this treatment system chlorinate continuously?
 Yes No

Is the Water Utility located in an ADWR Active Management Area (AMA)?
 Yes No

Does the Company have An ADWR Gallons Per Capita Per Day (GPCPD) requirement?
 Yes No

If yes, provide the GPCPD amount: N/A

COMPANY NAME	EPCOR WATER
Name of System: Arizona Gateway	ADEQ Public Water System Number: 04-08-163

WATER USE DATA SHEET BY MONTH FOR CALENDAR YEAR 2021

MONTH	NUMBER OF CUSTOMERS	A	B	C	D	E	F	G
		GALLONS PUMPED (Thousands)	GALLONS PURCHASED (Thousands)	TOTAL PRODUCTION (Thousands)	GALLONS AUTHORIZED UNBILLED (Thousands)	GALLONS SOLD (Thousands)	TOTAL NRW (Thousands)	% NON-ACCOUNT WATER (Thousands)
							=C-D-E	=(C-D-E)/C
JANUARY	12	1,473	0	1,473	0	1,595	(122)	-8.27%
FEBRUARY	13	1,247	0	1,247	0	1,192	55	4.38%
MARCH	14	1,589	0	1,589	0	1,084	505	31.78%
APRIL	13	1,512	0	1,512	0	1,466	46	3.06%
MAY	13	1,648	0	1,648	0	1,419	229	13.92%
JUNE	13	1,491	0	1,491	0	1,453	38	2.57%
JULY	13	1,739	0	1,739	0	1,408	331	19.05%
AUGUST	13	1,603	0	1,603	0	1,591	12	0.72%
SEPTEMBER	13	1,687	0	1,687	0	1,343	344	20.41%
OCTOBER	13	1,386	0	1,386	0	1,527	(141)	-10.15%
NOVEMBER	13	1,502	0	1,502	0	1,241	261	17.35%
DECEMBER	13	1,469	0	1,469	0	1,332	137	9.34%
TOTALS ->		18,347	0	18,347	0	16,651	1,696	9.24%

What is the level of arsenic for each well on your system. .0004 mg/l
 (If more than one well, please list each separately)

If system has fire hydrants, what is the fire flow requirement? 1,000 GPM for 2.0 hrs

If system has chlorination treatment, does this treatment system chlorinate continuously?
 Yes No

Is the Water Utility located in an ADWR Active Management Area (AMA)?
 Yes No

Does the Company have An ADWR Gallons Per Capita Per Day (GPCPD) requirement?
 Yes No

If yes, provide the GPCPD amount: N/A

COMPANY NAME	EPCOR WATER	
Name of System: Rio Vista	ADEQ Public Water System Number:	04-08-333

WATER USE DATA SHEET BY MONTH FOR CALENDAR YEAR 2021

MONTH	NUMBER OF CUSTOMERS	A	B	C	D	E	F	G
		GALLONS PUMPED (Thousands)	GALLONS PURCHASED (Thousands)	TOTAL PRODUCTION (Thousands)	GALLONS AUTHORIZED UNBILLED (Thousands)	GALLONS SOLD (Thousands)	TOTAL NRW (Thousands)	% NON-ACCOUNT WATER (Thousands)
JANUARY	139	0	1,344	1,344	0	1,344	0	0.00%
FEBRUARY	139	0	1,110	1,110	0	1,110	0	0.00%
MARCH	138	0	1,485	1,485	0	1,485	0	0.00%
APRIL	139	0	2,430	2,430	0	2,430	0	0.00%
MAY	138	0	1,606	1,606	0	1,606	0	0.00%
JUNE	140	0	1,874	1,874	0	1,874	0	0.00%
JULY	140	0	1,967	1,967	0	1,967	0	0.00%
AUGUST	139	0	1,405	1,405	0	1,405	0	0.00%
SEPTEMBER								
OCTOBER								
NOVEMBER								
DECEMBER								
TOTALS ->		0	13,221	13,221	0	13,221	0	0.00%

What is the level of arsenic for each well on your system. _____ mg/l
 (If more than one well, please list each separately)

If system has fire hydrants, what is the fire flow requirement?
 One and two-family dwellings<= 3,600 sq. ft.: 1,500 gpm for 2 hours
 One and two-family dwellings> 3,600 sq. ft.: In accordance with the 1997 UFC
 All other development: 3,000 gpm for 3 hours (minimum)

If system has chlorination treatment, does this treatment system chlorinate continuously?
 Yes No

Is the Water Utility located in an ADWR Active Management Area (AMA)?
 Yes No

Does the Company have An ADWR Gallons Per Capita Per Day (GPCPD) requirement?
 Yes No

If yes, provide the GPCPD amount: _____ N/A _____

COMPANY NAME	EPCOR WATER
Name of System: North Mohave	ADEQ Public Water System Number: 04-08-068

WATER USE DATA SHEET BY MONTH FOR CALENDAR YEAR 2021

MONTH	NUMBER OF CUSTOMERS	A	B	C	D	E	F	G
		GALLONS PUMPED (Thousands)	GALLONS PURCHASED (Thousands)	TOTAL PRODUCTION (Thousands)	GALLONS AUTHORIZED UNBILLED (Thousands)	GALLONS SOLD (Thousands)	TOTAL NRW (Thousands)	% NON-ACCOUNT WATER (Thousands)
							=(C-D-E)/C	
JANUARY	2,178	26,342	-	26,342	222	25,468	652	2.48%
FEBRUARY	2,187	24,593	-	24,593	18	20,229	4,346	17.67%
MARCH	2,200	30,621	-	30,621	18	19,971	10,633	34.72%
APRIL	2,198	33,166	-	33,166	101	24,498	8,567	25.83%
MAY	2,203	35,035	-	35,035	66	27,714	7,255	20.71%
JUNE	2,204	36,744	-	36,744	107	26,319	10,318	28.08%
JULY	2,209	39,142	-	39,142	128	31,632	7,382	18.86%
AUGUST	2,212	37,885	2,743	40,628	52	34,308	6,269	15.43%
SEPTEMBER							0	
OCTOBER							0	
NOVEMBER							0	
DECEMBER							0	
TOTALS ->		263,528	2,743	266,271	711	210,139	55,421	20.81%

What is the level of arsenic for each well on your system. _____mg/l
(If more than one well, please list each separately)

If system has fire hydrants, what is the fire flow requirement?
1,000 GPM

If system has chlorination treatment, does this treatment system chlorinate continuously?
 Yes No

Is the Water Utility located in an ADWR Active Management Area (AMA)?
 Yes No

Does the Company have an ADWR Gallons Per Capita Per Day (GPCPD) requirement?
 Yes No

If yes, provide the GPCPD amount: _____

COMPANY NAME	EPCOR WATER
Name of System: King Street	ADEQ Public Water System Number: 04-08-040

WATER USE DATA SHEET BY MONTH FOR CALENDAR YEAR 2021

MONTH	NUMBER OF CUSTOMERS	A	B	C	D	E	F	G
		GALLONS PUMPED (Thousands)	GALLONS PURCHASED (Thousands)	TOTAL PRODUCTION (Thousands)	GALLONS AUTHORIZED UNBILLED (Thousands)	GALLONS SOLD (Thousands)	TOTAL NRW (Thousands)	% NON-ACCOUNT WATER (Thousands)
							=(C-D-E)/C	
JANUARY	1,413	5,343	-	5,343	345	3,781	1,217	22.78%
FEBRUARY	1,412	4,794	-	4,794	400	2,944	1,450	30.25%
MARCH	1,409	5,431	-	5,431	348	3,100	1,983	36.51%
APRIL	1,413	6,078	-	6,078	643	3,732	1,703	28.02%
MAY	1,416	6,239	-	6,239	1,015	4,373	851	13.64%
JUNE	1,416	6,343	-	6,343	128	4,132	2,083	32.84%
JULY	1,420	7,312	-	7,312	139	4,418	2,755	37.68%
AUGUST	1,420	7,339	-	7,339	240	4,828	2,271	30.94%
SEPTEMBER	1,424	6,335	-	6,335	285	4,249	1,801	28.43%
OCTOBER	1,425	5,305	-	5,305	117	4,266	922	17.38%
NOVEMBER	1,424	5,146	-	5,146	148	3,621	1,377	26.76%
DECEMBER	1,428	5,410	-	5,410	135	3,663	1,612	29.80%
TOTALS ->			0	71,075	3,943	47,107	20,025	28.17%

What is the level of arsenic for each well on your system. N/D /l
 (If more than one well, please list each separately)

If system has fire hydrants, what is the fire flow requirement?
 1,000 GPM

If system has chlorination treatment, does this treatment system chlorinate continuously?
 Yes No

Is the Water Utility located in an ADWR Active Management Area (AMA)?
 Yes No

Does the Company have an ADWR Gallons Per Capita Per Day (GPCPD) requirement?
 Yes No

If yes, provide the GPCPD amount: _____

EPCOR Water
Eastern Division - King Street Water District
Unaccounted For Water - 2021

Description	Quantity of Water (Kgal)												TOTAL		
	JAN	FEB	MAR	APR	MAY	JUN	JUL	AUG	SEP	OCT	NOV	DEC			
A Gallons Pumped															
Water Treatment															
Wells	5,343	4,794	5,431	6,078	6,239	6,343	7,312	7,339	6,335	5,305	5,146	5,410			71,075
B Gallons Purchased															
C Total Production	5,343	4,794	5,431	6,078	6,239	6,343	7,312	7,339	6,335	5,305	5,146	5,410			71,075

Authorized Unbilled/Consumption															
In-Plant Usage	0	0	0	0	0	0	0	0	0	0	0	0	0	0	0
Mixing Chemicals - Field	0	0	0	0	0	0	0	0	0	0	0	0	0	0	0
Well Pumped Waste	277	249	292	303	100	119	109	180	251	112	143	128			2,283
Flushing Mains	68	150	56	340	915	9	30	61	34	5	5	7			1,680
Identified Fire Usage	0	0	0	0	0	0	0	0	0	0	0	0			0
Construction Flushing	0	0	0	0	0	0	0	0	0	0	0	0			0
Street Cleaning	0	0	0	0	0	0	0	0	0	0	0	0			0
Draining Storage Tanks	0	0	0	0	0	0	0	0	0	0	0	0			0
Online Analyzers & Chlorinators	0	0	0	0	0	0	0	0	0	0	0	0			0
Field Meter Testing	0	0	0	0	0	0	0	0	0	0	0	0			0
Fire Hydrant Maintenance	0	0	0	0	0	0	0	0	0	0	0	0			0
Flushing Sewer Mains	0	0	0	0	0	0	0	0	0	0	0	0			0
D Total Authorized Unbilled/Consumption	345	400	348	643	1,015	128	139	240	285	117	148	135			3,943

Gallons Sold															
Residential	3,458	2,661	2,821	3,426	4,044	3,832	4,133	4,546	3,948	3,812	3,247	3,240			43,168
Commercial	323	282	278	306	329	300	285	281	300	453	373	422			3,933
Industrial															0
Fire Service															0
OPA															0
Resale															0
Miscellaneous	0.25	0.21	0.25	0.31	0.27	0.25	0.34	0.56	0.62	0.78	1.14	0.95			6
E Total Sales	3,781	2,944	3,100	3,732	4,373	4,132	4,418	4,828	4,249	4,266	3,621	3,663			47,107

Non-Account Water															
Gallons	1,217	1,451	1,984	1,703	851	2,083	2,755	2,271	1,802	922	1,377	1,612			20,025
Percentage	22.77%	30.26%	36.52%	28.02%	13.63%	32.84%	37.68%	30.94%	28.44%	17.38%	26.75%	29.79%			28.17%

Negative numbers indicate quantity or percentage above production or 100%

Customers															
Residential	1,389	1,388	1,386	1,390	1,393	1,393	1,397	1,397	1,401	1,403	1,402	1,407			16,746
Commercial	23	23	22	22	22	22	22	22	22	21	21	20			262
Industrial															0
Fire Service															0
OPA															0
Resale															0
Miscellaneous	1	1	1	1	1	1	1	1	1	1	1	1			12
Total Customers	1,413	1,412	1,409	1,413	1,416	1,416	1,420	1,420	1,424	1,425	1,424	1,428			17,020

COMPANY NAME	EPCOR WATER
Name of System: Lake Cimarron	ADEQ Public Water System Number: 04-08-129

WATER USE DATA SHEET BY MONTH FOR CALENDAR YEAR 2021

MONTH	NUMBER OF CUSTOMERS	A	B	C	D	E	F	G
		GALLONS PUMPED (Thousands)	GALLONS PURCHASED (Thousands)	TOTAL PRODUCTION (Thousands)	GALLONS AUTHORIZED UNBILLED (Thousands)	GALLONS SOLD (Thousands)	TOTAL NRW (Thousands)	% NON-ACCOUNT WATER (Thousands)
							= (C-D-E)/C	
JANUARY	183	1,270	-	1,270	526.20	818.6	(74.8)	-5.89%
FEBRUARY	183	1,174	-	1,174	444.00	647.7	82.3	7.01%
MARCH	192	1,317	-	1,317	447.00	645.5	224.5	17.05%
APRIL	199	1,423	-	1,423	486.60	728.8	207.6	14.59%
MAY	204	1,535	-	1,535	423.00	902.4	209.6	13.65%
JUNE	206	1,445	-	1,445.0	492.70	827.6	124.7	8.63%
JULY	207	1,757	-	1,757	490.00	893.1	373.9	21.28%
AUGUST	207	1,486	-	1,486	559.00	996.6	(69.6)	-4.68%
SEPTEMBER	208	1,522	-	1,522	425.00	937.5	159.5	10.48%
OCTOBER	213	1,434	-	1,434	474.30	912.6	47.1	3.28%
NOVEMBER	214	1,443	-	1,443	461.50	845.5	136.0	9.42%
DECEMBER	217	1,376	-	1,376	461.00	841.5	73.5	5.34%
TOTALS ->			0	17,182	5,690	9,997	1,494	8.70%

What is the level of arsenic for each well on your system. ___ N/D ___ mg/l
 (If more than one well, please list each separately)

If system has fire hydrants, what is the fire flow requirement?
 1,000 GPM

If system has chlorination treatment, does this treatment system chlorinate continuously?
 Yes No

Is the Water Utility located in an ADWR Active Management Area (AMA)?
 Yes No

Does the Company have an ADWR Gallons Per Capita Per Day (GPCPD) requirement?
 Yes No

If yes, provide the GPCPD amount: _____

EPCOR Water
Eastern Division - Lake Cimarron Water District
Unaccounted For Water - 2021

Description	Quantity of Water (Kgal)												TOTAL	
	JAN	FEB	MAR	APR	MAY	JUN	JUL	AUG	SEP	OCT	NOV	DEC		
A Gallons Pumped														
Water Treatment														
Wells	1,270	1,174	1,317	1,423	1,535	1,445	1,757	1,486	1,522	1,434	1,443	1,376		0
B Gallons Purchased														
C Total Production	1,270	1,174	1,317	1,423	1,535	1,445.00	1,757	1,486	1,522	1,434	1,443	1,376		17,182

Authorized Unbilled/Consumption														
In-Plant Usage	0	0	0	0	0	0	0	0	0	0	0	0	0	0
Mixing Chemicals - Field	0	0	0	0	0	0	0	0	0	0	0	0	0	0
Well Pumped Waste	49	40	41	46	45	47	45	45	42	44	44	47	47	535
Flushing Mains	472	399	401	436	373	441	440	509	378	425	413	409	409	5,095
Identified Fire Usage	0.0	0.0	5.0	5.0	5.0	5.0	5.0	5.0	5.0	5.0	5.0	5.0	5.0	50.0
Construction Flushing	0.0	0.0	0.0	0.0	0.0	0.0	0.0	0.0	0.0	0.0	0.0	0.0	0.0	0.0
Street Cleaning	0.0	0.0	0.0	0.0	0.0	0.0	0.0	0.0	0.0	0.0	0.0	0.0	0.0	0.0
Draining Storage Tanks	0.0	0.0	0.0	0.0	0.0	0.0	0.0	0.0	0.0	0.0	0.0	0.0	0.0	0.0
Online Analyzers & Chlorinators	0.0	0.0	0.0	0.0	0.0	0.0	0.0	0.0	0.0	0.0	0.0	0.0	0.0	0.0
Field Meter Testing	0.0	0.0	0.0	0.0	0.0	0.0	0.0	0.0	0.0	0.0	0.0	0.0	0.0	0.0
Fire Hydrant Maintenance	5.0	5.0	0.0	0.0	0.0	0.0	0.0	0.0	0.0	0.0	0.0	0.0	0.0	10.0
Flushing Sewer Mains	0.0	0.0	0.0	0.0	0.0	0.0	0.0	0.0	0.0	0.0	0.0	0.0	0.0	0.0
D Total Authorized Unbilled/Consumption	526	444	447	487	423	493	490	559	425	474	462	461		5,690

Gallons Sold														
Residential	730	623	626	709	881	811	863	974	877	852	776	793	793	9,516
Commercial	89	25	19	20	21	17	31	22	61	60	70	48	48	482
Industrial														0
Fire Service														0
OPA														0
Resale														0
Miscellaneous	0	0	0	0	0	0	0	0	0	0	0	0	0	0
E Total Sales	819	648	646	729	902	828	893	997	938	913	846	841		9,998

Non-Account Water														
Gallons			224	208	210	125	374	(70)	159	47	136	74	74	1,494
Percentage			17.05%	14.59%	13.65%	8.63%	21.28%	(4.69%)	10.48%	3.28%	9.42%	5.35%	5.35%	8.70%

Negative numbers indicate quantity or percentage above production or 100%

Customers														
Residential	180	180	189	196	201	203	204	204	205	210	211	214	214	2,397
Commercial	1	1	1	1	1	1	1	1	1	1	1	1	1	12
Industrial														0
Fire Service														0
OPA														0
Resale														0
Miscellaneous	2	2	2	2	2	2	2	2	2	2	2	2	2	24
Total Customers	183	183	192	199	204	206	207	207	208	213	214	217		2,433

COMPANY NAME	CHAPARRAL CITY WATER	
Name of System: Chaparral	ADEQ Public Water System Number:	04-07-017

WATER USE DATA SHEET BY MONTH FOR CALENDAR YEAR 2021

MONTH	NUMBER OF CUSTOMERS	A	B	C	D	E	F
		GALLONS PUMPED (Thousands)	GALLONS PURCHASED (Thousands)	TOTAL PRODUCTION	GALLONS AUTHORIZED UNBILLED (Thousands)	GALLONS SOLD (Thousands)	% NON-ACCOUNT WATER (Thousands) =(C-D-E)/C
JANUARY	14,033	16,241	121,659	137,900	741	147,522	-7.52%
FEBRUARY	14,040	12,365	113,221	125,586	852	108,151	13.20%
MARCH	14,053	21,940	126,067	148,007	1,582	115,454	20.93%
APRIL	14,054	40,827	120,399	161,226	1,656	143,893	9.72%
MAY	14,045	78,545	96,375	174,920	1,441	154,218	11.01%
JUNE	14,065	86,508	108,658	195,166	1,755	155,833	19.25%
JULY	14,086	62,537	124,830	187,367	2,461	198,972	-7.51%
AUGUST	14,085	97,861	72,915	170,776	2,426	161,634	3.93%
SEPTEMBER	14,084	87,367	78,454	165,821	2,301	155,077	5.09%
OCTOBER	14,108	81,737	86,697	168,434	1,254	157,403	5.80%
NOVEMBER	14,130	90,023	72,969	162,992	1,258	146,405	9.41%
DECEMBER	14,141	92,878	51,852	144,730	702	151,190	-4.95%
TOTALS ->		768,829	1,174,095	1,942,924	18,428	1,795,752	6.63%

What is the level of arsenic for each well on your system.

(If more than one well, please list each separately)

Well #10 (55-604786) - 0.010mg/l Well #11 (55-604787)- 0.094 mg/l

If system has fire hydrants, what is the fire flow requirement?

1,500 GPM for 2 hours

If system has chlorination treatment, does this treatment system chlorinate continuously?

Yes No

Is the Water Utility located in an ADWR Active Management Area (AMA)?

Yes No

Does the Company have An ADWR Gallons Per Capita Per Day (GPCPD) requirement?

Yes No

If yes, provide the GPCPD amount: 250

COMPANY NAME: EPCOR Water	
Name of System: Agua Fria	ADEQ Public Water System Number: 04-07-695

UTILITY SHUTOFFS / DISCONNECTS

MONTH	Termination without Notice R14-2-410.B	Termination with Notice R14-2-410.C	OTHER
JANUARY			
FEBRUARY			
MARCH			
APRIL			
MAY			
JUNE			
JULY			
AUGUST			
SEPTEMBER			
OCTOBER			
NOVEMBER			
DECEMBER			
TOTALS →		0	

OTHER (description):

COMPANY NAME: EPCOR Water	
Name of System: NE Agua Fria	ADEQ Public Water System Number: 04-07-531

UTILITY SHUTOFFS / DISCONNECTS

MONTH		Termination without Notice R14-2-410.B	Termination with Notice R14-2-410.C	OTHER
JANUARY				
FEBRUARY				
MARCH				
APRIL				
MAY				
JUNE				
JULY				
AUGUST				
SEPTEMBER				
OCTOBER				
NOVEMBER				
DECEMBER				
TOTALS →			0	

OTHER (description):

COMPANY NAME: EPCOR Water	
Name of System: Sun City Water	ADEQ Public Water System Number: 04-07-099

UTILITY SHUTOFFS / DISCONNECTS

MONTH		Termination without Notice R14-2-410.B	Termination with Notice R14-2-410.C	OTHER
JANUARY				
FEBRUARY				
MARCH				
APRIL				
MAY				
JUNE				
JULY				
AUGUST				
SEPTEMBER				
OCTOBER				
NOVEMBER				
DECEMBER				
TOTALS →			0	

OTHER (description):

COMPANY NAME: EPCOR Water	
Name of System: SC Tierra Del Rio	ADEQ Public Water System Number: 04-07-532

UTILITY SHUTOFFS / DISCONNECTS

MONTH		Termination without Notice R14-2-410.B	Termination with Notice R14-2-410.C	OTHER
JANUARY				
FEBRUARY				
MARCH				
APRIL				
MAY				
JUNE				
JULY				
AUGUST				
SEPTEMBER				
OCTOBER				
NOVEMBER				
DECEMBER				
TOTALS →			0	

OTHER (description):

COMPANY NAME: EPCOR Water	
Name of System: Sun City West	ADEQ Public Water System Number: 04-07-150

UTILITY SHUTOFFS / DISCONNECTS

MONTH		Termination without Notice R14-2-410.B	Termination with Notice R14-2-410.C	OTHER
JANUARY				
FEBRUARY				
MARCH				
APRIL				
MAY				
JUNE				
JULY				
AUGUST				
SEPTEMBER				
OCTOBER				
NOVEMBER				
DECEMBER				
TOTALS →			0	

OTHER (description):

COMPANY NAME:	EPCOR Water
Name of System: Anthem	ADEQ Public Water System Number: 04-07-504

UTILITY SHUTOFFS / DISCONNECTS

MONTH	Termination without Notice R14-2-410.B	Termination with Notice R14-2-410.C	OTHER
JANUARY	0	0	
FEBRUARY	0	0	
MARCH	0	0	
APRIL	0	0	
MAY	0	0	
JUNE	0	0	
JULY	0	0	
AUGUST	0	0	
SEPTEMBER	0	0	
OCTOBER	0	0	
NOVEMBER	0	0	
DECEMBER	0	0	
TOTALS →	0	0	

OTHER (description):

COMPANY NAME:	EPCOR Water
Name of System: Paradise Valley	ADEQ Public Water System Number: 04-07-056

UTILITY SHUTOFFS / DISCONNECTS

MONTH	Termination without Notice R14-2-410.B	Termination with Notice R14-2-410.C	OTHER
JANUARY	0	0	
FEBRUARY	0	0	
MARCH	0	0	
APRIL	0	0	
MAY	0	0	
JUNE	0	0	
JULY	0	0	
AUGUST	0	0	
SEPTEMBER	0	0	
OCTOBER	0	0	
NOVEMBER	0	0	
DECEMBER	0	0	
TOTALS →	0	0	

OTHER (description):

COMPANY NAME:	EPCOR Water
Name of System: Tubac	ADEQ Public Water System Number: 04-12-001

UTILITY SHUTOFFS / DISCONNECTS

MONTH	Termination without Notice R14-2-410.B	Termination with Notice R14-2-410.C	OTHER
JANUARY	0	0	
FEBRUARY	0	0	
MARCH	0	0	
APRIL	0	0	
MAY	0	0	
JUNE	0	0	
JULY	0	0	
AUGUST	0	0	
SEPTEMBER	0	0	
OCTOBER	0	0	
NOVEMBER	0	0	
DECEMBER	0	0	
TOTALS →	0	0	

OTHER (description):

COMPANY NAME:	EPCOR Water
Name of System: Havasu	ADEQ Public Water System Number: 04-08-015

UTILITY SHUTOFFS / DISCONNECTS

MONTH	Termination without Notice R14-2-410.B	Termination with Notice R14-2-410.C	OTHER
JANUARY	0	0	
FEBRUARY	0	0	
MARCH	0	0	
APRIL	0	0	
MAY	0	0	
JUNE	0	0	
JULY	0	0	
AUGUST	0	0	
SEPTEMBER	0	0	
OCTOBER	0	0	
NOVEMBER	0	0	
DECEMBER	0	0	
TOTALS →	0	0	

OTHER (description):

COMPANY NAME:	EPCOR Water	
Name of System: Mohave	ADEQ Public Water System Number: 04-08-032	

UTILITY SHUTOFFS / DISCONNECTS

MONTH	Termination without Notice R14-2-410.B	Termination with Notice R14-2-410.C	OTHER
JANUARY	0	0	
FEBRUARY	0	0	
MARCH	0	0	
APRIL	0	0	
MAY	0	0	
JUNE	0	0	
JULY	0	0	
AUGUST	0	0	
SEPTEMBER	0	0	
OCTOBER	0	0	
NOVEMBER	0	0	
DECEMBER	0	0	
TOTALS →	0	0	

OTHER (description):

COMPANY NAME:	EPCOR Water
Name of System: Camp Mohave	ADEQ Public Water System Number: 04-08-037

UTILITY SHUTOFFS / DISCONNECTS

MONTH	Termination without Notice R14-2-410.B	Termination with Notice	OTHER
JANUARY	0	0	
FEBRUARY	0	0	
MARCH	0	0	
APRIL	0	0	
MAY	0	0	
JUNE	0	0	
JULY	0	0	
AUGUST	0	0	
SEPTEMBER	0	0	
OCTOBER	0	0	
NOVEMBER	0	0	
DECEMBER	0	0	
TOTALS →	0	0	

OTHER (description):

COMPANY NAME:	EPCOR Water		
Name of System:	Lake Mohave	ADEQ Public Water System Number:	04-08-062

UTILITY SHUTOFFS / DISCONNECTS

MONTH		Termination without Notice R14-2-410.B	Termination with Notice R14-2-410.C	OTHER
JANUARY		0	0	
FEBRUARY		0	0	
MARCH		0	0	
APRIL		0	0	
MAY		0	0	
JUNE		0	0	
JULY		0	0	
AUGUST		0	0	
SEPTEMBER		0	0	
OCTOBER		0	0	
NOVEMBER		0	0	
DECEMBER		0	0	
TOTALS →		0	0	

OTHER (description):

COMPANY NAME:	EPCOR Water	
Name of System:	Desert Foothills	ADEQ Public Water System Number: 04-08-137

UTILITY SHUTOFFS / DISCONNECTS

MONTH	Termination without Notice R14-2-410.B	Termination with Notice R14-2-410.C	OTHER
JANUARY	0	0	
FEBRUARY	0	0	
MARCH	0	0	
APRIL	0	0	
MAY	0	0	
JUNE	0	0	
JULY	0	0	
AUGUST	0	0	
SEPTEMBER	0	0	
OCTOBER	0	0	
NOVEMBER	0	0	
DECEMBER	0	0	
TOTALS →	0	0	

OTHER (description):

COMPANY NAME:	EPCOR Water
Name of System: Arizona Gateway	ADEQ Public Water System Number: 04-08-163

UTILITY SHUTOFFS / DISCONNECTS

MONTH	Termination without Notice R14-2-410.B	Termination with Notice R14-2-410.C	OTHER
JANUARY	0	0	
FEBRUARY	0	0	
MARCH	0	0	
APRIL	0	0	
MAY	0	0	
JUNE	0	0	
JULY	0	0	
AUGUST	0	0	
SEPTEMBER	0	0	
OCTOBER	0	0	
NOVEMBER	0	0	
DECEMBER	0	0	
TOTALS →	0	0	

OTHER (description):

COMPANY NAME:	EPCOR Water		
Name of System:	Rio Vista	ADEQ Public Water System Number: 04-08-333	

UTILITY SHUTOFFS / DISCONNECTS

MONTH		Termination without Notice R14-2-410.B	Termination with Notice R14-2-410.C	OTHER
JANUARY		0	0	
FEBRUARY		0	0	
MARCH		0	0	
APRIL		0	0	
MAY		0	0	
JUNE		0	0	
JULY		0	0	
AUGUST		0	0	
SEPTEMBER		0	0	
OCTOBER		0	0	
NOVEMBER		0	0	
DECEMBER		0	0	
TOTALS →		0	0	

OTHER (description):

COMPANY NAME:	EPCOR Water	
Name of System: Mohave	ADEQ Public Water System Number: 04-08-068	

UTILITY SHUTOFFS / DISCONNECTS

MONTH	Termination without Notice R14-2-410.B	Termination with Notice R14-2-410.C	OTHER
JANUARY	0	0	
FEBRUARY	0	0	
MARCH	0	0	
APRIL	0	0	
MAY	0	0	
JUNE	0	0	
JULY	0	0	
AUGUST	0	0	
SEPTEMBER	0	0	
OCTOBER	0	0	
NOVEMBER	0	0	
DECEMBER	0	0	
TOTALS →	0	0	

OTHER (description):

COMPANY NAME:	EPCOR Water	
Name of System: King Street	ADEQ Public Water System Number: 04-08-040	

UTILITY SHUTOFFS / DISCONNECTS

MONTH	Termination without Notice R14-2-410.B	Termination with Notice R14-2-410.C	OTHER
JANUARY	0	0	
FEBRUARY	0	0	
MARCH	0	0	
APRIL	0	0	
MAY	0	0	
JUNE	0	0	
JULY	0	0	
AUGUST	0	0	
SEPTEMBER	0	0	
OCTOBER	0	0	
NOVEMBER	0	0	
DECEMBER	0	0	
TOTALS →	0	0	

OTHER (description):

COMPANY NAME:	EPCOR Water	
Name of System:	Lake Cimarron	ADEQ Public Water System Number: 04-08-129

UTILITY SHUTOFFS / DISCONNECTS

MONTH	Termination without Notice R14-2-410.B	Termination with Notice R14-2-410.C	OTHER
JANUARY	0	0	
FEBRUARY	0	0	
MARCH	0	0	
APRIL	0	0	
MAY	0	0	
JUNE	0	0	
JULY	0	0	
AUGUST	0	0	
SEPTEMBER	0	0	
OCTOBER	0	0	
NOVEMBER	0	0	
DECEMBER	0	0	
TOTALS →	0	0	

OTHER (description):

COMPANY NAME:	EPCOR Water
Name of System: Chaparral	ADEQ Public Water System Number: 04-07-017

UTILITY SHUTOFFS / DISCONNECTS

MONTH	Termination without Notice R14-2-410.B	Termination with Notice R14-2-410.C	OTHER
JANUARY	0	0	
FEBRUARY	0	0	
MARCH	0	0	
APRIL	0	0	
MAY	0	0	
JUNE	0	0	
JULY	0	0	
AUGUST	0	0	
SEPTEMBER	0	0	
OCTOBER	0	0	
NOVEMBER	0	0	
DECEMBER	0	0	
TOTALS →	0	0	

OTHER (description):

COMPANY NAME		EPCOR WATER	
Name of System:	Holiday Harbor	ADEQ Public Water System Number:	04-15-058

Epcor acquired 8/20/20

WATER COMPANY PLANT DESCRIPTION

WELLS

ADWR ID Number*	Pump Horsepower	Pump Yield (Gpm)	Casing Depth (Feet)	Casing Diameter (Inches)	Meter Size (inches)	Year Drilled
No Wells						

*Arizona Department of Water Resources Identification Number

OTHER WATER SOURCES

Name or Description	Capacity (gpm)	Gallons Purchased or Obtained (in thousands)
Colorado River	240	29,827

BOOSTER PUMPS		FIRE HYDRANTS	
Horsepower	Quantity	Quantity Standard	Quantity Other
20	3	0	4

STORAGE TANKS		PRESSURE TANKS	
Capacity	Quantity	Capacity	Quantity
30,000	1		
100,000	1		

COMPANY NAME		EPCOR WATER	
Name of System:	Lakeside	ADEQ Public Water System Number:	04-15-010

Epcor acquired 8/20/20

WATER COMPANY PLANT DESCRIPTION

WELLS

ADWR ID Number*	Pump Horsepower	Pump Yield (Gpm)	Casing Depth (Feet)	Casing Diameter (Inches)	Meter Size (inches)	Year Drilled
No Wells						

*Arizona Department of Water Resources Identification Number

OTHER WATER SOURCES

Name or Description	Capacity (gpm)	Gallons Purchased or Obtained (in thousands)
Colorado River	240	43,579

BOOSTER PUMPS		FIRE HYDRANTS	
Horsepower	Quantity	Quantity Standard	Quantity Other
20	3	3	9
25	1		

STORAGE TANKS		PRESSURE TANKS	
Capacity	Quantity	Capacity	Quantity
50,000	1	3,000	1
100,000	1		
300,000	1		

COMPANY NAME		EPCOR WATER	
Name of System:	Marina Village	ADEQ Public Water System Number:	04-15-011

Epcor acquired 8/20/20

WATER COMPANY PLANT DESCRIPTION

WELLS

ADWR ID Number*	Pump Horsepower	Pump Yield (Gpm)	Casing Depth (Feet)	Casing Diameter (Inches)	Meter Size (inches)	Year Drilled
No Wells						

*Arizona Department of Water Resources Identification Number

OTHER WATER SOURCES

Name or Description	Capacity (gpm)	Gallons Purchased or Obtained (in thousands)
Colorado River	140	20,702

BOOSTER PUMPS		FIRE HYDRANTS	
Horsepower	Quantity	Quantity Standard	Quantity Other
20	3	0	2

STORAGE TANKS		PRESSURE TANKS	
Capacity	Quantity	Capacity	Quantity
100,000	1	3000	1

COMPANY NAME		EPCOR WATER	
Name of System:	Moovalya Keys	ADEQ Public Water System Number:	04-15-006

Epcor acquired 8/20/20

WATER COMPANY PLANT DESCRIPTION

WELLS

ADWR ID Number*	Pump Horsepower	Pump Yield (Gpm)	Casing Depth (Feet)	Casing Diameter (Inches)	Meter Size (inches)	Year Drilled
No Wells						

*Arizona Department of Water Resources Identification Number

OTHER WATER SOURCES

Name or Description	Capacity (gpm)	Gallons Purchased or Obtained (in thousands)
Colorado River	240	36,505

BOOSTER PUMPS		FIRE HYDRANTS	
Horsepower	Quantity	Quantity Standard	Quantity Other
10	6	7	4
20	2		

STORAGE TANKS		PRESSURE TANKS	
Capacity	Quantity	Capacity	Quantity
125,000	1	7,500	1
15,000	1	3,000	2
10,000	1		

COMPANY NAME		EPCOR WATER	
Name of System:	Parker Dam	ADEQ Public Water System Number:	04-15-027

Epcor acquired 8/20/20

WATER COMPANY PLANT DESCRIPTION

WELLS

ADWR ID Number*	Pump Horsepower	Pump Yield (Gpm)	Casing Depth (Feet)	Casing Diameter (Inches)	Meter Size (inches)	Year Drilled
No Wells						

*Arizona Department of Water Resources Identification Number

OTHER WATER SOURCES

Name or Description	Capacity (gpm)	Gallons Purchased or Obtained (in thousands)
Colorado River	240	16,889

BOOSTER PUMPS		FIRE HYDRANTS	
Horsepower	Quantity	Quantity Standard	Quantity Other
20	2	0	3
10	2		

STORAGE TANKS		PRESSURE TANKS	
Capacity	Quantity	Capacity	Quantity
15,000	2	3,000	1
17,000	1		

COMPANY NAME		EPCOR WATER	
Name of System:	Rio Lindo	ADEQ Public Water System Number:	04-15-040

Epcor acquired 8/20/20

WATER COMPANY PLANT DESCRIPTION

WELLS

ADWR ID Number*	Pump Horsepower	Pump Yield (Gpm)	Casing Depth (Feet)	Casing Diameter (Inches)	Meter Size (inches)	Year Drilled
No Wells						

*Arizona Department of Water Resources Identification Number

OTHER WATER SOURCES

Name or Description	Capacity (gpm)	Gallons Purchased or Obtained (in thousands)
Colorado River	140	8,191

BOOSTER PUMPS		FIRE HYDRANTS	
Horsepower	Quantity	Quantity Standard	Quantity Other
7.5	2	0	3
10	2		

STORAGE TANKS		PRESSURE TANKS	
Capacity	Quantity	Capacity	Quantity
10,000	1	2,000	1

COMPANY NAME		EPCOR WATER	
Name of System:	Holiday Harbor	ADEQ Public Water System Number:	04-15-058

Epcor acquired 8/20/20

WATER COMPANY PLANT DESCRIPTION (CONTINUED)

MAINS		
Size (in inches)	Material	Length (in feet)
1	Various	
2	Various	2,023
3	Various	
4	Various	4,626
6	Various	9,498
8	Various	
10	Various	
12	Various	
16	Various	
Undetermined		1,002
	TOTAL =	17,150

CUSTOMER METERS	
Size (in inches)	Quantity
5/8 X 3/4	239
3/4	
1	5
1 1/2	
2	1
3	2
4	
6	

For the following three items, list the utility owned assets in each category.

TREATMENT EQUIPMENT:

2 pressure sand filters, gas chlorinator, polymer system

STRUCTURES:

Concrete block building and chain link fencing

OTHER:

COMPANY NAME		EPCOR WATER	
Name of System:	Lakeside	ADEQ Public Water System Number:	04-15-010

Epcor acquired 8/20/20

WATER COMPANY PLANT DESCRIPTION (CONTINUED)

MAINS		
Size (in inches)	Material	Length (in feet)
1	Various	
2	Various	3,132
3	Various	5,405
4	Various	28,580
6	Various	14,478
8	Various	1,680
10	Various	
12	Various	
16	Various	
Undetermined		1,463
	TOTAL =	54,738

CUSTOMER METERS	
Size (in inches)	Quantity
5/8 X 3/4	830
3/4	
1	16
1 1/2	1
2	
3	
4	
6	

For the following three items, list the utility owned assets in each category.

TREATMENT EQUIPMENT:

2 pressure sand filters, chlorinator, polymer system

STRUCTURES:

Concrete block building, chain link fencing

OTHER:

COMPANY NAME		EPCOR WATER	
Name of System:	Marina Village	ADEQ Public Water System Number:	04-15-011

Epcor acquired 8/20/20

WATER COMPANY PLANT DESCRIPTION (CONTINUED)

MAINS

Size (in inches)	Material	Length (in feet)
1	Various	
2	Various	1,580
3	Various	5,772
4	Various	3,826
6	Various	1,042
8	Various	7,158
10	Various	
12	Various	
16	Various	
Undetermined		420
TOTAL =		19,798

CUSTOMER METERS

Size (in inches)	Quantity
5/8 X 3/4	206
3/4	
1	14
1 1/2	3
2	9
3	
4	
6	

For the following three items, list the utility owned assets in each category.

TREATMENT EQUIPMENT:

2 pressure sand filters, chlorinator, polymer system.

STRUCTURES:

Concrete block building, chain link fencing

OTHER:

COMPANY NAME	EPCOR WATER		
Name of System:	Moovalya Keys	ADEQ Public Water System Number:	04-15-006

Epcor acquired 8/20/20

WATER COMPANY PLANT DESCRIPTION (CONTINUED)

MAINS

Size (in inches)	Material	Length (in feet)
1	Various	380
2	Various	2,350
3	Various	854
4	Various	10,814
6	Various	16,018
8	Various	
10	Various	
12	Various	
16	Various	
Undetermined		1,017
	TOTAL =	31,434

CUSTOMER METERS

Size (in inches)	Quantity
5/8 X 3/4	542
3/4	
1	36
1 1/2	7
2	4
3	1
4	
6	

For the following three items, list the utility owned assets in each category.

TREATMENT EQUIPMENT:

2 pressure sand filter, chlorinator, polymer system

STRUCTURES:

Concrete block building, chain link fencing
Administration and warehouse building

OTHER:

COMPANY NAME		EPCOR WATER	
Name of System:	Parker Dam	ADEQ Public Water System Number:	04-15-027

Epcor acquired 8/20/20

WATER COMPANY PLANT DESCRIPTION (CONTINUED)

MAINS

Size (in inches)	Material	Length (in feet)
1	Various	76
2	Various	
3	Various	126
4	Various	9,256
6	Various	3,612
8	Various	
10	Various	
12	Various	
16	Various	
Undetermined		691
	TOTAL =	13,759

CUSTOMER METERS

Size (in inches)	Quantity
5/8 X 3/4	165
3/4	
1	19
1 1/2	7
2	4
3	
4	
6	

For the following three items, list the utility owned assets in each category.

TREATMENT EQUIPMENT:

2 Pressure sand filters, chlorinator, polymer system

STRUCTURES:

Concrete building, Chain link fencing

OTHER:

COMPANY NAME		EPCOR WATER	
Name of System:	Rio Lindo	ADEQ Public Water System Number:	04-15-040

Epcor acquired 8/20/20

WATER COMPANY PLANT DESCRIPTION (CONTINUED)

MAINS

Size (in inches)	Material	Length (in feet)
1	Various	
2	Various	
3	Various	
4	Various	
6	Various	
8	Various	
10	Various	
12	Various	
16	Various	
Undetermined		
TOTAL =		-

CUSTOMER METERS

Size (in inches)	Quantity
5/8 X 3/4	31
3/4	
1	2
1 1/2	
2	3
3	
4	
6	

For the following three items, list the utility owned assets in each category.

TREATMENT EQUIPMENT:

Pressure sand filters, chlorination, polymer system

STRUCTURES:

Concrete block building, chain link fencing

OTHER:

COMPANY NAME	EPCOR WATER	
Name of System: Holiday Harbor	ADEQ Public Water System Number:	04-15-058

Epcor acquired 8/20/20

WATER USE DATA SHEET BY MONTH FOR CALENDAR YEAR 2021

MONTH	NUMBER OF CUSTOMERS	A	B	C	D	E	F	G
		GALLONS PUMPED (Thousands)	GALLONS PURCHASED (Thousands)	TOTAL PRODUCTION (Thousands)	GALLONS AUTHORIZED UNBILLED (Thousands)	GALLONS SOLD (Thousands)	TOTAL NRW (Thousands)	% NON-ACCOUNT WATER (Thousands)
							=C-D-E	=(C-D-E)/C
JANUARY	239	2,215	0	2,215	510	1,634	71	3.21%
FEBRUARY	240	2,072	0	2,072	500	1,134	438	21.14%
MARCH	240	2,407	0	2,407	530	1,249	628	26.09%
APRIL	241	2,229	0	2,229	541	1,484	204	9.15%
MAY	241	2,354	0	2,354	532	1,448	374	15.90%
JUNE	241	2,493	0	2,493	550	1,368	575	23.06%
JULY	241	2,749	0	2,749	565	1,613	571	20.77%
AUGUST	242	2,897	0	2,897	553	1,746	599	20.66%
SEPTEMBER	243	2,840	0	2,840	565	1,847	428	15.07%
OCTOBER	242	2,651	0	2,651	549	1,828	274	10.34%
NOVEMBER	243	2,544	0	2,544	657	1,291	596	23.43%
DECEMBER	245	2,376	0	2,376	556	1,318	502	21.14%
TOTALS ->		29,827	0	29,827	6,607	17,960	5,260	17.64%

What is the level of arsenic for each well on your system. _____ mg/l
(If more than one well, please list each separately)

If system has fire hydrants, what is the fire flow requirement? ___None___ GPM for ___ hrs

If system has chlorination treatment, does this treatment system chlorinate continuously?
(X) Yes () No

Is the Water Utility located in an ADWR Active Management Area (AMA)?
() Yes (X) No

Does the Company have An ADWR Gallons Per Capita Per Day (GPCPD) requirement?
() Yes (X) No

If yes, provide the GPCPD amount: _____

COMPANY NAME		EPCOR WATER	
Name of System: Lakeside	ADEQ Public Water System Number: 04-15-010		
Epcor acquired 8/20/20			

WATER USE DATA SHEET BY MONTH FOR CALENDAR YEAR 2021

MONTH	NUMBER OF CUSTOMERS	A	B	C	D	E	F	G
		GALLONS PUMPED (Thousands)	GALLONS PURCHASED (Thousands)	TOTAL PRODUCTION (Thousands)	GALLONS AUTHORIZED UNBILLED (Thousands)	GALLONS SOLD (Thousands)	TOTAL NRW (Thousands)	% NON-ACCOUNT WATER (Thousands)
							=C-D-E	=(C-D-E)/C
JANUARY	812	3,076	0	3,076	690	2,164	222	7.22%
FEBRUARY	818	3,032	0	3,032	708	1,664	660	21.76%
MARCH	817	3,200	0	3,200	690	1,722	788	24.63%
APRIL	819	3,713	0	3,713	791	2,174	748	20.13%
MAY	816	4,019	0	4,019	703	2,435	881	21.91%
JUNE	815	4,008	0	4,008	711	2,691	606	15.11%
JULY	814	4,269	0	4,269	720	2,798	751	17.59%
AUGUST	814	3,821	0	3,821	758	2,621	442	11.57%
SEPTEMBER	812	3,999	0	3,999	700	3,019	280	7.00%
OCTOBER	814	3,530	0	3,530	712	2,445	373	10.56%
NOVEMBER	815	3,495	0	3,495	704	2,062	729	20.87%
DECEMBER	817	3,417	0	3,417	681	2,305	432	12.63%
TOTALS ->		43,579	0	43,579	8,568	28,100	6,911	15.86%

What is the level of arsenic for each well on your system. _____ mg/l
(If more than one well, please list each separately)

If system has fire hydrants, what is the fire flow requirement? ___None___ GPM for 0 hrs

If system has chlorination treatment, does this treatment system chlorinate continuously?
(X) Yes () No

Is the Water Utility located in an ADWR Active Management Area (AMA)?
() Yes (X) No

Does the Company have An ADWR Gallons Per Capita Per Day (GPCPD) requirement?
() Yes (X) No

If yes, provide the GPCPD amount: _____

COMPANY NAME		EPCOR WATER	
Name of System: Marina Village	ADEQ Public Water System Number: 04-15-011		

Epcor acquired 8/20/20

WATER USE DATA SHEET BY MONTH FOR CALENDAR YEAR 2021

MONTH	NUMBER OF CUSTOMERS	A	B	C	D	E	F	G
		GALLONS PUMPED (Thousands)	GALLONS PURCHASED (Thousands)	TOTAL PRODUCTION (Thousands)	GALLONS AUTHORIZED UNBILLED (Thousands)	GALLONS SOLD (Thousands)	TOTAL NRW (Thousands)	% NON-ACCOUNT WATER (Thousands)
							=C-D-E	=(C-D-E)/C
JANUARY	232	1,764	0	1,764	520	841	403	22.85%
FEBRUARY	232	1,438	0	1,438	510	648	280	19.47%
MARCH	232	1,649	0	1,649	500	635	514	31.17%
APRIL	231	1,863	0	1,863	533	713	618	33.15%
MAY	231	2,064	0	2,064	540	899	625	30.28%
JUNE	231	1,940	0	1,940	550	1,031	359	18.51%
JULY	231	2,162	0	2,162	560	1,176	426	19.70%
AUGUST	231	2,045	0	2,045	550	1,518	(23)	-1.12%
SEPTEMBER	231	1,598	0	1,598	530	1,199	(131)	-8.20%
OCTOBER	231	1,415	0	1,415	542	1,076	(203)	-14.33%
NOVEMBER	231	1,431	0	1,431	555	849	27	1.89%
DECEMBER	231	1,333	0	1,333	522	761	50	3.78%
TOTALS ->		20,702	0	20,702	6,411	11,346	2,945	14.23%

What is the level of arsenic for each well on your system. _____ mg/l
(If more than one well, please list each separately)

If system has fire hydrants, what is the fire flow requirement? ___None___ GPM for ___ hrs

If system has chlorination treatment, does this treatment system chlorinate continuously?
(X) Yes () No

Is the Water Utility located in an ADWR Active Management Area (AMA)?
() Yes (X) No

Does the Company have An ADWR Gallons Per Capita Per Day (GPCPD) requirement?
() Yes (X) No

If yes, provide the GPCPD amount: _____

COMPANY NAME	EPCOR WATER	
Name of System: Moovalya Keys	ADEQ Public Water System Number:	04-15-006
Epcor acquired 8/20/20		

WATER USE DATA SHEET BY MONTH FOR CALENDAR YEAR 2021

MONTH	NUMBER OF CUSTOMERS	A	B	C	D	E	F	G
		GALLONS PUMPED (Thousands)	GALLONS PURCHASED (Thousands)	TOTAL PRODUCTION (Thousands)	GALLONS AUTHORIZED UNBILLED (Thousands)	GALLONS SOLD (Thousands)	TOTAL NRW (Thousands)	% NON-ACCOUNT WATER (Thousands)
							=C-D-E	=(C-D-E)/C
JANUARY	583	2,758	0	2,758	506	1,861	391	14.17%
FEBRUARY	583	2,347	0	2,347	500	1,475	372	15.83%
MARCH	582	2,720	0	2,720	510	1,479	731	26.87%
APRIL	584	3,122	0	3,122	505	1,962	655	20.99%
MAY	585	3,360	0	3,360	517	2,184	659	19.62%
JUNE	587	3,514	0	3,514	520	2,478	516	14.68%
JULY	586	3,911	0	3,911	540	2,736	635	16.24%
AUGUST	589	3,671	0	3,671	537	2,477	657	17.90%
SEPTEMBER	588	3,148	0	3,148	523	2,958	(333)	-10.57%
OCTOBER	587	2,829	0	2,829	543	1,966	320	11.30%
NOVEMBER	587	2,785	0	2,785	514	1,854	417	14.98%
DECEMBER	588	2,340	0	2,340	510	2,226	(396)	-16.92%
TOTALS ->		36,505	0	36,505	6,225	25,656	4,624	12.67%

What is the level of arsenic for each well on your system. _____ mg/l
(If more than one well, please list each separately)

If system has fire hydrants, what is the fire flow requirement? None _____ GPM for hrs

If system has chlorination treatment, does this treatment system chlorinate continuously?
() Yes () No

Is the Water Utility located in an ADWR Active Management Area (AMA)?
() Yes () No

Does the Company have An ADWR Gallons Per Capita Per Day (GPCPD) requirement?
() Yes () No

If yes, provide the GPCPD amount: _____

COMPANY NAME	EPCOR WATER		
Name of System: Parker Dam	ADEQ Public Water System Number:	04-15-027	
Epcor acquired 8/20/20			

WATER USE DATA SHEET BY MONTH FOR CALENDAR YEAR 2021

MONTH	NUMBER OF CUSTOMERS	A	B	C	D	E	F	G
		GALLONS PUMPED (Thousands)	GALLONS PURCHASED (Thousands)	TOTAL PRODUCTION (Thousands)	GALLONS AUTHORIZED UNBILLED (Thousands)	GALLONS SOLD (Thousands)	TOTAL NRW (Thousands)	% NON-ACCOUNT WATER (Thousands)
							=C-D-E	=(C-D-E)/C
JANUARY	193	1,237	0	1,237	440	610	187	15.12%
FEBRUARY	195	1,185	0	1,185	400	629	156	13.16%
MARCH	195	1,349	0	1,349	440	650	259	19.20%
APRIL	196	1,156	0	1,156	410	707	39	3.37%
MAY	195	1,353	0	1,353	475	955	(77)	-5.69%
JUNE	195	1,350	0	1,350	470	1,031	(151)	-11.19%
JULY	195	1,380	0	1,380	480	1,180	(280)	-20.29%
AUGUST	195	1,409	0	1,409	490	1,044	(125)	-8.87%
SEPTEMBER	195	2,128	0	2,128	480	1,117	531	24.95%
OCTOBER	195	1,636	0	1,636	480	1,114	42	2.57%
NOVEMBER	195	1,541	0	1,541	504	729	308	19.98%
DECEMBER	195	1,165	0	1,165	400	839	(74)	-6.35%
TOTALS ->		16,889	0	16,889	5,469	10,605	815	4.83%

What is the level of arsenic for each well on your system. _____ mg/l
(If more than one well, please list each separately)

If system has fire hydrants, what is the fire flow requirement? ____ None ____ GPM for ____ hrs

If system has chlorination treatment, does this treatment system chlorinate continuously?
(X) Yes () No

Is the Water Utility located in an ADWR Active Management Area (AMA)?
() Yes (X) No

Does the Company have An ADWR Gallons Per Capita Per Day (GPCPD) requirement?
() Yes (X) No

If yes, provide the GPCPD amount: _____

COMPANY NAME		EPCOR WATER	
Name of System: Rio Lindo	ADEQ Public Water System Number: 04-15-040		

Epcor acquired 8/20/20

WATER USE DATA SHEET BY MONTH FOR CALENDAR YEAR 2021

MONTH	NUMBER OF CUSTOMERS	A	B	C	D	E	F	G
		GALLONS PUMPED (Thousands)	GALLONS PURCHASED (Thousands)	TOTAL PRODUCTION (Thousands)	GALLONS AUTHORIZED UNBILLED (Thousands)	GALLONS SOLD (Thousands)	TOTAL NRW (Thousands)	% NON-ACCOUNT WATER (Thousands)
							=C-D-E	=(C-D-E)/C
JANUARY	36	627	0	627	310	277	40	6.38%
FEBRUARY	36	663	0	663	310	223	130	19.61%
MARCH	36	703	0	703	310	337	56	7.97%
APRIL	36	613	0	613	310	354	(51)	-8.32%
MAY	36	821	0	821	310	342	169	20.58%
JUNE	36	934	0	934	310	488	136	14.56%
JULY	36	727	0	727	310	592	(175)	-24.07%
AUGUST	36	305	0	305	315	590	(600)	-196.72%
SEPTEMBER	36	772	0	772	310	475	(13)	-1.68%
OCTOBER	36	639	0	639	310	592	(263)	-41.16%
NOVEMBER	36	694	0	694	310	426	(42)	-6.05%
DECEMBER	36	693	0	693	300	492	(99)	-14.29%
TOTALS ->		8,191	0	8,191	3,715	5,188	(712)	-8.69%

What is the level of arsenic for each well on your system. _____ mg/l
(If more than one well, please list each separately)

If system has fire hydrants, what is the fire flow requirement? ___None___ GPM for ___ hrs

If system has chlorination treatment, does this treatment system chlorinate continuously?
(X) Yes () No

Is the Water Utility located in an ADWR Active Management Area (AMA)?
() Yes (X) No

Does the Company have An ADWR Gallons Per Capita Per Day (GPCPD) requirement?
() Yes (X) No

If yes, provide the GPCPD amount: _____

COMPANY NAME:	EPCOR Water
Name of System: Holiday Harbor	ADEQ Public Water System Number: 04-15-058
Epcor acquired 8/20/20	

UTILITY SHUTOFFS / DISCONNECTS

MONTH	Termination without Notice R14-2-410.B	Termination with Notice R14-2-410.C	OTHER
JANUARY	0	0	
FEBRUARY	0	0	
MARCH	0	0	
APRIL	0	0	
MAY	0	0	
JUNE	0	0	
JULY	0	0	
AUGUST	0	0	
SEPTEMBER	0	0	
OCTOBER	0	0	
NOVEMBER	0	0	
DECEMBER	0	0	
TOTALS →	0	0	

OTHER (description):

COMPANY NAME:	EPCOR Water
Name of System: Lakeside	ADEQ Public Water System Number: 04-15-010

Epcor acquired 8/20/20

UTILITY SHUTOFFS / DISCONNECTS

MONTH	Termination without Notice R14-2-410.B	Termination with Notice R14-2-410.C	OTHER
JANUARY	0	0	
FEBRUARY	0	0	
MARCH	0	0	
APRIL	0	0	
MAY	0	0	
JUNE	0	0	
JULY	0	0	
AUGUST	0	0	
SEPTEMBER	0	0	
OCTOBER	0	0	
NOVEMBER	0	0	
DECEMBER	0	0	
TOTALS →	0	0	

OTHER (description):

COMPANY NAME:	EPCOR Water
Name of System: Marina Village	ADEQ Public Water System Number: 04-15-011

Epcor acquired 8/20/20

UTILITY SHUTOFFS / DISCONNECTS

MONTH	Termination without Notice R14-2-410.B	Termination with Notice R14-2-410.C	OTHER
JANUARY	0	0	
FEBRUARY	0	0	
MARCH	0	0	
APRIL	0	0	
MAY	0	0	
JUNE	0	0	
JULY	0	0	
AUGUST	0	0	
SEPTEMBER	0	0	
OCTOBER	0	0	
NOVEMBER	0	0	
DECEMBER	0	0	
TOTALS →	0	0	

OTHER (description):

COMPANY NAME:	EPCOR Water
Name of System: Moovalya Keys	ADEQ Public Water System Number: 04-15-006
Epcor acquired 8/20/20	

UTILITY SHUTOFFS / DISCONNECTS

MONTH	Termination without Notice R14-2-410.B	Termination with Notice R14-2-410.C	OTHER
JANUARY	0	0	
FEBRUARY	0	0	
MARCH	0	0	
APRIL	0	0	
MAY	0	0	
JUNE	0	0	
JULY	0	0	
AUGUST	0	0	
SEPTEMBER	0	0	
OCTOBER	0	0	
NOVEMBER	0	0	
DECEMBER	0	0	
TOTALS →	0	0	

OTHER (description):

COMPANY NAME:	EPCOR Water
Name of System:	Parker Dam
	ADEQ Public Water System Number: 04-15-027

Epcor acquired 8/20/20

UTILITY SHUTOFFS / DISCONNECTS

MONTH	Termination without Notice R14-2-410.B	Termination with Notice R14-2-410.C	OTHER
JANUARY	0	0	
FEBRUARY	0	0	
MARCH	0	0	
APRIL	0	0	
MAY	0	0	
JUNE	0	0	
JULY	0	0	
AUGUST	0	0	
SEPTEMBER	0	0	
OCTOBER	0	0	
NOVEMBER	0	0	
DECEMBER	0	0	
TOTALS →	0	0	

OTHER (description):

COMPANY NAME:	EPCOR Water
Name of System: Rio Lindo	ADEQ Public Water System Number: 04-15-040

Epcor acquired 8/20/20

UTILITY SHUTOFFS / DISCONNECTS

MONTH	Termination without Notice R14-2-410.B	Termination with Notice R14-2-410.C	OTHER
JANUARY	0	0	
FEBRUARY	0	0	
MARCH	0	0	
APRIL	0	0	
MAY	0	0	
JUNE	0	0	
JULY	0	0	
AUGUST	0	0	
SEPTEMBER	0	0	
OCTOBER	0	0	
NOVEMBER	0	0	
DECEMBER	0	0	
TOTALS →	0	0	

OTHER (description):

COMPANY NAME	EPCOR WATER	
Name of System: San Tan	ADEQ Public Water System Number:	AZ0411128

WATER COMPANY PLANT DESCRIPTION

WELLS

ADWR ID Number*	Pump Horsepower	Pump Yield (Gpm)	Casing Depth (Feet)	Casing Diameter (Inches)	Meter Size (inches)	Year
						Drilled
55-603380	200	2,092	1,200	20	8	1974
55-229147	300	2,055	1,035	18	12	2018
55-209384	125	496	780	12	6	2006
55-627098	N/A	517	610	20	N/A	1964 well not equipped
55-558445	100	300	760	10	6	1996
55-559843	75	449	760	10	6	1997
55-627105	75	372	625	20	6	1961
55-563485	200	900	580	16	10	1998 offline and air gapped from system
55-615284	N/A	N/A	N/A	20	N/A	N/A well not equipped
55-582087	30	80	520	6	4	2000 offline and air gapped from system
55-585088	50	80	375	6	4	2001 offline and air gapped from system
55-582085	30	80	460	6	4	1999 offline and air gapped from system
55-571198	40	340	620	6	4	1998
55-208821	N/A	900	660	12	N/A	2006 well not equipped
55-213028	N/A	6	20	6	N/A	2006 well not equipped
55-227392	125	700	900	12	8	2017
55-212850	100	621	950	12	6	2006
55-594071	75	180	900	10	6	2002
55-570372	100	286	1,125	12	4	1999
55-212859	N/A	584	860	12	N/A	2006 well not equipped
55-220344	N/A	1,300	950	12	N/A	2011 well not equipped
55-599026	125	1,000	980	12	6	2003
55-211012	150	1,100	700	12	6	2006
55-201429	200	1,080	700	12	6	2004
55-230882	N/A	2,100	990	18	N/A	2019 well not equipped
55-225367	N/A	400	640	12	N/A	2016 well not equipped
55-626147	200	unlimited	920	12	8	1955
55-598836	100	700	660	10	6	2003
55-621462	150	1,000	995	16	6	1965
55-229336	400	3,400	990	18	12	2019
55-586189	N/A	19	660	6	N/A	2001 well not equipped
55-615288	N/A	N/A	800	16	N/A	1950 well not equipped

*Arizona Department of Water Resources Identification Number

OTHER WATER SOURCES

Name or Description	Capacity (gpm)	Gallons Purchased or Obtained (in thousands)

BOOSTER PUMPS		FIRE HYDRANTS	
Horsepower	Quantity	Quantity Standard	Quantity Other
30	6		
50	1		
60	22		

STORAGE TANKS		PRESSURE TANKS	
Capacity	Quantity	Capacity	Quantity
50,000	2	7,600	7
500,000	4	12,000	2
1,000,000	5		

COMPANY NAME	EPCOR WATER	
Name of System: Anthem Merrill	ADEQ Public Water System Number:	AZ0411136

WATER COMPANY PLANT DESCRIPTION

WELLS

ADWR ID Number*	Pump Horsepower	Pump Yield (Gpm)	Casing Depth (Feet)	Casing Diameter (Inches)	Meter Size (inches)	Year Drilled
55-583151	50	139	400	8	4	2001
55-569177	50	139	600	10	4	1998
55-212514	150	746	600	12	6	2006
55-211602	125	625	760	12	6	2006
55-216839	N/A	1,000	700	12	N/A	2008
55-212512	150	700	600	12	6	2006

well not equipped

*Arizona Department of Water Resources Identification Number

OTHER WATER SOURCES

Name or Description	Capacity (gpm)	Gallons Purchased or Obtained (in thousands)

BOOSTER PUMPS		FIRE HYDRANTS	
Horsepower	Quantity	Quantity Standard	Quantity Other
50	8		

STORAGE TANKS		PRESSURE TANKS	
Capacity	Quantity	Capacity	Quantity
500,000	1	7,600	1
1,000,000	1	12,000	1

COMPANY NAME	EPCOR WATER
Name of System: San Tan	ADEQ Public Water System Number: AZ0411128

WATER COMPANY PLANT DESCRIPTION (CONTINUED)

MAINS		
Size (in inches)	Material	Length (in feet)
2	Various	
3	Various	
4	Various	
6	Various	
8	Various	
10	Various	
12	Various	
14	Various	
16	Various	
18	Various	
20	Various	
24	Various	
30	Various	
36	Various	
48	Various	
Undetermined	Various	
TOTAL =		-

CUSTOMERS METERS	
Size (in inches)	Quantity
5/8 X 3/4	-
3/4	26,097
1	1,258
1 1/2	193
2	207
3	47
4	8
6	4
7	-
8	-
10	-
12	-
16	-
Unknown	-
	27,814

For the following three items, list the utility owned assets in each category.

TREATMENT EQUIPMENT:

- Gas Chlorination Equipment and Enclosures

- IX Treatment System - 3 Media Vessels @ 2,231 gallons each

- IX Treatment System - 1 Recycle Water Tank @ 50,000 gallons

- IX Treatment System - 1 Salt Holding Tank @ 13,000 gallons

- IX Treatment System - 1 Brine Water Tank @ 8,225 gallons

- IX Treatment System - 3 5HP Booster Pumps

STRUCTURES:

Buildings and enclosures associated with chemical storage, water treatment, wells and booster stations.

OTHER:

Bella Vista Farms Well Drywell - Registration# DW6904

COMPANY NAME	EPCOR WATER
Name of System: Anthem Merrill	ADEQ Public Water System Number: AZ0411136

WATER COMPANY PLANT DESCRIPTION (CONTINUED)

MAINS		
Size (in inches)	Material	Length (in feet)
2	Various	
4	Various	
6	Various	
8	Various	
10	Various	
12	Various	
14	Various	
16	Various	
18	Various	
20	Various	
24	Various	
30	Various	
36	Various	
48	Various	
Undetermined	Various	
	TOTAL =	0

CUSTOMERS METERS	
Size (in inches)	Quantity
5/8 X 3/4	0
3/4	3793
1	30
1 1/2	25
2	27
3	7
4	0
5	0
6	1
7	0
8	0
10	0
Unknown	0
	3,883

For the following three items, list the utility owned assets in each category.

TREATMENT EQUIPMENT:

Gas Chlorination Equipment and Enclosures

STRUCTURES:

Buildings and enclosures associated with chemical storage, water treatment, wells and booster stations.

OTHER:

COMPANY NAME	EPCOR WATER
Name of System: San Tan	ADEQ Public Water System Number: AZ0411128

WATER USE DATA SHEET BY MONTH FOR CALENDAR YEAR 2021

MONTH	NUMBER OF CUSTOMERS	A	B	C	D	E	F	G
		GALLONS PUMPED (Thousands)	GALLONS PURCHASED (Thousands)	TOTAL PRODUCTION (Thousands)	GALLONS AUTHORIZED UNBILLED (Thousands)	GALLONS SOLD (Thousands)	TOTAL NRW (Thousands)	% NON-ACCOUNT WATER (Thousands)
							=(C-D-E)/C	
JANUARY	26,887	227,769	0	227,769	1,803	198,311	27,655	12.14%
FEBRUARY	26,941	231,629	0	231,629	1,584	211,763	18,282	7.89%
MARCH	27,056	281,336	0	281,336	4,270	181,241	95,825	34.06%
APRIL	27,382	316,359	0	316,359	2,867	248,550	64,942	20.53%
MAY	27,205	406,467	0	406,467	3,540	272,874	130,053	32.00%
JUNE	27,389	411,841	0	411,841	5,091	306,767	99,983	24.28%
JULY	27,527	367,613	0	367,613	2,683	339,661	25,269	6.87%
AUGUST	27,670	309,467	0	309,467	2,022	285,241	22,204	7.17%
SEPTEMBER	27,812	336,497	0	336,497	1,698	271,921	62,878	18.69%
OCTOBER	27,909	345,995	0	345,995	2,536	259,485	83,974	24.27%
NOVEMBER	27,950	317,899	0	317,899	1,795	252,633	63,471	19.97%
DECEMBER	28,077	258,062	0	258,062	1,035	233,610	23,417	9.07%
TOTALS ->				3,810,934	30,924	3,062,057	717,953	18.84%

What is the level of arsenic for each well on your system. _____mg/l
 (If more than one well, please list each separately) - **See attached**

If system has fire hydrants, what is the fire flow requirement? __1,000__ GPM for __2__ hrs

If system has chlorination treatment, does this treatment system chlorinate continuously?
 Yes No

Is the Water Utility located in an ADWR Active Management Area (AMA)?
 Yes No (Phoenix AMA)

Does the Company have an ADWR Gallons Per Capita Per Day (GPCPD) requirement?
 Yes No

If yes, provide the GPCPD amount: _____

*Estimate

EPCOR Water
 Southeast Division - San Tan (AZ0411128)
 Unaccounted For Water - 2021

Description	Quantity of Water (Kgal)												TOTAL
	JAN	FEB	MAR	APR	MAY	JUN	JUL	AUG	SEP	OCT	NOV	DEC	
A Production													
Water Treatment													
Wells	227,769	231,629	281,336	316,359	406,467	411,841	367,613	309,467	336,497	345,995	317,899	258,062	3,810,934
B Gallons Purchased													
C Total Production	227,769	231,629	281,336	316,359	406,467	411,841	367,613	309,467	336,497	345,995	317,899	258,062	3,810,934

Authorized Unbilled/Consumption													
In-Plant Usage	21	118	404	1,195	1,610	846	1,653	657	650	340	138	137	7,769
Mixing Chemicals - Field													
Well Pumped Waste	1,012	720	989	749	856	2,843	60	531	84	720	720		9,284
Flushing Mains	499	408	1,550	623	795	941	679	538	560	524	559	478	8,154
Identified Fire Usage			550							550			1,100
Vandalism	40	20	20	40	20	20	40	40	20	20	40	40	360
Street Cleaning													38
Draining Storage Tanks		90	400			200							690
Online Analyzers & Chlorinators	31	28	31	30	31	30	31	31	30	31	30	31	365
Field Meter Testing			70						46	10	46	73	245
Fire Hydrant Maintenance									80	80			160
Tank Overflows													
Flushing Sewer Mains	200	200	256	230	228	211	220	225	228	261	262	238	2,759
D Total Authorized Unbilled/Consumption	1,803	1,584	4,270	2,867	3,540	5,091	2,683	2,022	1,698	2,536	1,795	1,035	30,924

E Gallons Sold													
Residential	156,299	178,404	147,489	193,243	185,264	203,954	225,633	220,648	219,207	179,219	173,319	170,264	2,252,943
Commercial	5,085	5,001	4,469	6,035	5,947	7,609	8,460	15,406	11,562	15,197	16,663	20,573	122,007
Industrial	33	36	39	48	60	62	79	0	0	2,286	1,371	744	4,758
Fire Service													
OPA	1,687	1,837	1,248	1,446	1,796	2,091	2,954	1,762	2,344	2,457	1,983	1,231	22,836
Resale													
Miscellaneous	35,208	26,485	27,996	47,777	79,807	93,051	102,534	47,425	38,808	60,326	59,297	40,798	659,512
Total Sales	198,312	211,763	181,241	248,549	272,874	306,767	339,660	285,241	271,921	259,485	252,633	233,610	3,062,056

F Non-Account Water													
Gallons	27,654	18,282	95,825	64,943	130,053	99,983	25,270	22,204	62,878	83,974	63,471	23,417	717,954
Percentage	12.14%	7.89%	34.06%	20.53%	32.00%	24.28%	6.87%	7.17%	18.69%	24.27%	19.97%	9.07%	18.84%

Negative numbers indicate quantity or percentage above production or 100%

COMPANY NAME	EPCOR WATER		
Name of System: Anthem Merrill	ADEQ Public Water System Number:	AZ0411136	

WATER USE DATA SHEET BY MONTH FOR CALENDAR YEAR 2021

MONTH	NUMBER OF CUSTOMERS	A	B	C	D	E	F	G
		GALLONS PUMPED (Thousands)	GALLONS PURCHASED (Thousands)	TOTAL PRODUCTION (Thousands)	GALLONS AUTHORIZED UNBILLED (Thousands)	GALLONS SOLD (Thousands)	TOTAL NRW (Thousands)	% NON-ACCOUNT WATER (Thousands)
							=(C-D-E)/C	
JANUARY	3,934	31,554	0	31,554	106	34,151	(2,703)	-8.57%
FEBRUARY	3,943	30,401	0	30,401	192	31,620	(1,411)	-4.64%
MARCH	3,974	35,207	0	35,207	345	28,495	6,367	18.08%
APRIL	4,002	38,425	0	38,425	106	36,616	1,703	4.43%
MAY	4,027	40,334	0	40,334	225	37,998	2,111	5.23%
JUNE	4,053	50,250	0	50,250	352	44,763	5,135	10.22%
JULY	4,078	51,611	0	51,611	125	46,398	5,088	9.86%
AUGUST	3,677	48,153	0	48,153	106	44,335	3,712	7.71%
SEPTEMBER	3,712	50,469	0	50,469	145	44,417	5,907	11.70%
OCTOBER	3,811	52,322	0	52,322	145	41,154	11,023	21.07%
NOVEMBER	3,863	42,990	0	42,990	106	38,769	4,115	9.57%
DECEMBER	3,879	31,769	0	31,769	106	31,072	591	1.86%
TOTALS ->		503,485	0	503,485	2,059	459,788	41,638	8.27%

What is the level of arsenic for each well on your system. _____ mg/l
 (If more than one well, please list each separately) - **See attached**

If system has fire hydrants, what is the fire flow requirement? 1,000 GPM for 2 hrs

If system has chlorination treatment, does this treatment system chlorinate continuously?
 Yes No

Is the Water Utility located in an ADWR Active Management Area (AMA)?
 Yes No (Pinal AMA)

Does the Company have an ADWR Gallons Per Capita Per Day (GPCPD) requirement?
 Yes No

If yes, provide the GPCPD amount: _____

*Estimate

EPCOR Water
Southeast Division - Anthem Merrill (AZ0411136)
Unaccounted For Water - 2021

Description	Quantity of Water (Kgal)												TOTAL
	JAN	FEB	MAR	APR	MAY	JUN	JUL	AUG	SEP	OCT	NOV	DEC	
A Gallons Pumped													
Water Treatment Wells	31,554	30,401	35,207	38,425	40,334	50,250	51,611	48,153	50,469	52,322	42,990	31,769	503,485
B Gallons Purchased													
C Total Production	31,554	30,401	35,207	38,425	40,334	50,250	51,611	48,153	50,469	52,322	42,990	31,769	503,485

Authorized Unbilled/Consumption													
In-Plant Usage	6	6	6	6	6	6	6	6	6	6	6	6	6
Mixing Chemicals - Field													
Well Pumped Waste		42			68	27							137
Flushing Mains		19	19		31	19	19		19				145
Identified Fire Usage						180							180
Vandalism			20		20	20			20				120
Street Cleaning													
Draining Storage Tanks			200										200
Online Analyzers & Chlorinators													
Field Meter Testing													
Fire Hydrant Maintenance		5											5
Flushing Sewer Mains	100	100	100	100	100	100	100	100	100	100	100	100	1,200
D Total Authorized Unbilled/Consumption	106	192	345	106	225	352	125	106	145	145	106	106	2,059

E Gallons Sold													
Residential	20,779	23,812	21,613	25,235	24,285	27,080	27,016	30,161	30,243	25,333	26,166	24,095	305,818
Commercial	1,815	2,090	1,623	1,588	1,949	1,653	1,481	2,485	2,485	3,098	2,175	1,470	23,912
Industrial	26	32	28	21	40	30	35	0	0	0	0	0	212
Fire Service													0
OPA	156	195	175	202	169	98	93	249	249	241	199	167	2,193
Resale													0
Miscellaneous	11,375	5,492	5,056	9,570	11,555	15,902	17,774	11,440	11,440	12,482	10,229	5,340	127,655
Total Sales	34,151	31,621	28,495	36,616	37,998	44,763	46,399	44,335	44,417	41,154	38,769	31,072	459,790

F Non-Account Water													
Gallons	=C-D-E	(2,703)	(1,412)	6,367	1,703	2,111	5,087	3,712	5,907	11,023	4,115	591	41,636
Percentage	=(C-D-E)/C	-8.57%	-4.64%	18.08%	4.43%	5.23%	9.86%	7.71%	11.70%	21.07%	9.57%	1.86%	8.27%

Negative numbers indicate quantity or percentage above production or 100%

COMPANY NAME: EPCOR Water	
Name of System: San Tan	ADEQ Public Water System Number: AZ0411128

UTILITY SHUTOFFS / DISCONNECTS

MONTH	Termination without Notice R14-2-410.B	Termination with Notice R14-2-410.C	OTHER
JANUARY			
FEBRUARY			
MARCH			
APRIL			
MAY			
JUNE			
JULY			
AUGUST			
SEPTEMBER			
OCTOBER			
NOVEMBER			
DECEMBER			
TOTALS →		0	

OTHER (description):

COMPANY NAME: EPCOR Water	
Name of System: Anthem Merrill	ADEQ Public Water System Number: AZ0411136

UTILITY SHUTOFFS / DISCONNECTS

MONTH		Termination without Notice R14-2-410.B	Termination with Notice R14-2-410.C	OTHER
JANUARY				
FEBRUARY				
MARCH				
APRIL				
MAY				
JUNE				
JULY				
AUGUST				
SEPTEMBER				
OCTOBER				
NOVEMBER				
DECEMBER				
TOTALS →			0	

OTHER (description):

COMPANY NAME	EPCOR WATER	
Name of System: Agua Fria	Wastewater Inventory Number (if applicable):	105229

WASTEWATER COMPANY PLANT DESCRIPTION

TREATMENT FACILITIES

TYPE OF TREATMENT (Extended Aerations, Step Aerations, Oxidation Ditch, Aerobic Lagoon, Anaerobic Lagoon, Trickling Filter, Septic Tank, Wetland, Etc.)	Russell Ranch Water Reclamation Facility: Activated Sludge, BNR	
DESIGN CAPACITY OF PLANT (Gallons Per Day)	Russell Ranch	60,000

LIFT STATION FACILITIES

Location	Quantity of Pumps	Horsepower Per Pump	Capacity Per Pump (GPM)	Wet Well Capacity (gals)

FORCE MAINS

Size	Material	Length (in feet)

MANHOLES

CLEANOUTS

Type	Quantity	Quantity
Standard	105	10

COMPANY NAME	EPCOR WATER	
Name of System: Agua Fria	Wastewater Inventory Number (if applicable):	105202

WASTEWATER COMPANY PLANT DESCRIPTION

TREATMENT FACILITIES

TYPE OF TREATMENT (Extended Aerations, Step Aerations, Oxidation Ditch, Aerobic Lagoon, Anaerobic Lagoon, Trickling Filter, Septic Tank, Wetland, Etc.)	Verrado Water Reclamation Facility: Activated Sludge, BNR	
DESIGN CAPACITY OF PLANT (Gallons Per Day) (Gallons Per Day)	Verrado	1,420,000

LIFT STATION FACILITIES

Location	Quantity of Pumps	Horsepower Per Pump	Capacity Per Pump (GPM)	Wet Well Capacity (gals)
Banner Lift Station	2	40	433	19,377
Verrado Lift Station No. 3	2	40	630	17,615

FORCE MAINS

Size	Material	Length (in feet)
4 inch	Ductile Iron	51
6 inch	Ductile Iron	2,235
8 inch	Ductile Iron	6,382

MANHOLES

CLEANOUTS

Type	Quantity	Quantity
Standard	2,410	178

COMPANY NAME	EPCOR WATER	
Name of System: Luke303	Wastewater Inventory Number (if applicable):	511700

WASTEWATER COMPANY PLANT DESCRIPTION

TREATMENT FACILITY

TYPE OF TREATMENT (Extended Aerations, Step Aerations, Oxidation Ditch, Aerobic Lagoon, Anaerobic Lagoon, Trickling Filter, Septic Tank, Wetland, Etc.)	Activated Sludge, BNR
DESIGN CAPACITY OF PLANT (gallons Per Day)	0.18 MGD Plant expanded to 1.25 MGD Capacity

LIFT STATION FACILITIES

Location	Quantity of Pumps	Horsepower Per Pump	Capacity Per Pump (GPM)	Wet Well Capacity (gals)

FORCE MAINS

Size	Material	Length (in feet)
8"		
12"		
15"		
18"		
27"		
36"		

MANHOLES

CLEANOUTS

Type	Quantity	Quantity
Standard	374	2
Drop		

COMPANY NAME	EPCOR WATER	
Name of System: Sun City	Wastewater Inventory Number (if applicable):	100339

WASTEWATER COMPANY PLANT DESCRIPTION

TREATMENT FACILITY

TYPE OF TREATMENT (Extended Aerations, Step Aerations, Oxidation Ditch, Aerobic Lagoon, Anaerobic Lagoon, Tricking Filter, Septic Tank, Wetland, Etc.)	Treated by the City of Tolleson under a long-term contract
DESIGN CAPACITY OF PLANT (gallons Per Day)	N/A

LIFT STATION FACILITIES

Location	Quantity of Pumps	Horsepower Per Pump	Capacity Per Pump (GPM)	Wet Well Capacity (gals)
Youngtown L.S. 11602 W Peoria Ave	2	70	1200	7,520
111th Ave L.S. 111th Avenue at Olive	2	7.5	160	3,570
Coyote Lakes L.S. 17280 N 115th Ave	2	40	500	14,960
Citrus Point L.S. 16401 N 115th Ave	2	20	500	5,369
Agua Fria Ranch L.S. 9901 N Agua Fria Pkwy	2	30	860	6,033
Ridgeview L.S. 115th ave and Peoria Ave	2	23	180	13916

FORCE MAINS

Size	Material	Length (in feet)
4 inch	Various	2,691
6 inch	Various	2,083
8 inch	Various	16,888
10 inch	Various	6,417
12 inch	Various	10,413

MANHOLES

CLEANOUTS

Type	Quantity	Quantity
Standard	4,634	755
Drop		

COMPANY NAME	EPCOR WATER	
Name of System: Sun City West	Wastewater Inventory Number (if applicable):	102667

WASTEWATER COMPANY PLANT DESCRIPTION

TREATMENT FACILITY

TYPE OF TREATMENT (Extended Aerations, Step Aerations, Oxidation Ditch, Aerobic Lagoon, Anaerobic Lagoon, Trickling Filter, Septic Tank, Wetland, Etc.)	Refer to the Northwest Valley Regional Water Reclamation Facility (page)
DESIGN CAPACITY OF PLANT (gallons Per Day)	Refer to the Northwest Valley Regional Water Reclamation Facility (page)

LIFT STATION FACILITIES

Location	Quantity of Pumps	Horsepower Per Pump	Capacity Per Pump (GPM)	Wet Well Capacity(gals)
Bell Road L.S. Bell Rd & El Mirage	1	250	2,800	49,400
	3	250	3300	Same Wet Well

FORCE MAINS

Size	Material	Length (in feet)
16 inch	HDPE	6,886
18 inch	ACP	11,151

MANHOLES

CLEANOUTS

Type	Quantity	Quantity
Standard	2,730	429

COMPANY NAME	EPCOR WATER	
Name of System: NE Agua Fria	Wastewater Inventory Number (if applicable):	102667

WASTEWATER COMPANY PLANT DESCRIPTION

TREATMENT FACILITIES

TYPE OF TREATMENT (Extended Aerations, Step Aerations, Oxidation Ditch, Aerobic Lagoon, Anaerobic Lagoon, Trickling Filter, Septic Tank, Wetland, Etc.)	Refer to the Northwest Valley Regional Water Reclamation Facility (page)
DESIGN CAPACITY OF PLANT (Gallons Per Day)	Refer to the Northwest Valley Regional Water Reclamation Facility (page)

LIFT STATION FACILITIES

Location	Quantity of Pumps	Horsepower Per Pump	Capacity Per Pump (GPM)	Wet Well Capacity (gals)
NE Agua Fria Lift Station 1 (Corte Bella)	3	35	1,760	55,600

FORCE MAINS

Size	Material	Length (in feet)
18"		8,859

MANHOLES

CLEANOUTS

Type	Quantity	Quantity
Standard	1,127	50

COMPANY NAME	EPCOR WATER	
Name of System: NWVWRF	Wastewater Inventory Number (if applicable):	102667

WASTEWATER COMPANY PLANT DESCRIPTION

TREATMENT FACILITY

TYPE OF TREATMENT (Extended Aerations, Step Aerations, Oxidation Ditch, Aerobic Lagoon, Anaerobic Lagoon, Trickling Filter, Septic Tank, Wetland, Etc.)	Northwest Valley Regional Water Reclamation Facility (formerly Sun City West WRF) Activated sludge, BNR w/ DN filtration
DESIGN CAPACITY OF PLANT (gallons Per Day)	5,000,000

LIFT STATION FACILITIES

Location	Quantity of Pumps	Horsepower Per Pump	Capacity Per Pump (GPM)	Wet Well Capacity(gals)

FORCE MAINS

Size	Material	Length (in feet)

MANHOLES

CLEANOUTS

Type	Quantity	Quantity

COMPANY NAME	EPCOR WATER	
Name of System: Anthem	Wastewater Inventory Number (if applicable):	103259

WASTEWATER COMPANY PLANT DESCRIPTION

TREATMENT FACILITIES

TYPE OF TREATMENT (Extended Aerations, Step Aerations, Oxidation Ditch, Aerobic Lagoon, Anaerobic Lagoon, Trickling Filter, Septic Tank, Wetland, Etc.)	Extended aeration with anoxic zone and Zenon microfiltration system
DESIGN CAPACITY OF PLANT (Gallons Per Day)	3,000,000

LIFT STATION FACILITIES

Location	Quantity of Pumps	Horsepower Per Pump	Capacity Per Pump (GPM)	Wet Well Capacity (gals)
Influent Lift Station (Pump #1)	1	30	2,932	
Influent Lift Station (Pump #2)	1	50	3,800	
Influent Lift Station (Pumps 3 and 4)	2	25	3,200	9,700
Reject Water Lift Station	2	20	1,400	6,500
Panhandle 1 Lift Station	2	7.5	494	5,000
Panhandle 2 Lift Station	2	23	500	5,000
Panhandle 3 Lift Station	2	5	700	5,000

FORCE MAINS

Size	Material	Length (in feet)
4 inch	Ductile Iron	5,802
6 inch	Ductile Iron	5,394
8 inch	Ductile Iron	81

MANHOLES

CLEANOUTS

Type	Quantity	Quantity
Standard	1,993	233

COMPANY NAME	EPCOR WATER	
Name of System: Mohave Wishing Well	Wastewater Inventory Number (if applicable):	38-158

WASTEWATER COMPANY PLANT DESCRIPTION

TREATMENT FACILITY

TYPE OF TREATMENT (Extended Aerations, Step Aerations, Oxidation Ditch, Aerobic Lagoon, Anaerobic Lagoon, Trickling Filter, Septic Tank, Wetland, Etc.)	Extended aeration, trickling filter
DESIGN CAPACITY OF PLANT gallons Per Day	500,000 (Wishing Well Treatment Plant)

LIFT STATION FACILITIES

Location	Quantity of Pumps	Horsepower Per Pump	Capacity Per Pump (GPM)	Wet Well Capacity(gals)
Sage Hill Lift Station	2	15	300	2,100
Lago Cove	2	3	17	1,000
Greens @ Los Lagos	2	15	326	4,650

FORCE MAINS

Size	Material	Length (in feet)
4"	Various	2,511
6"	Various	8,244

MANHOLES

CLEANOUTS

Type	Quantity	Quantity
Standard	558	31

COMPANY NAME	EPCOR WATER
Name of System: Mohave Arizona Gateway	Wastewater Inventory Number (if applicable):

WASTEWATER COMPANY PLANT DESCRIPTION

TREATMENT FACILITY

TYPE OF TREATMENT (Extended Aerations, Step Aerations, Oxidation Ditch, Aerobic Lagoon, Anaerobic Lagoon, Trickling Filter, Septic Tank, Wetland, Etc.)	Extended Aeration, San-Tec plant
DESIGN CAPACITY OF PLANT gallons Per Day	112,000 (Arizona Gateway Treatment Plant)

LIFT STATION FACILITIES

Location	Quantity of Pumps	Horsepower Per Pump	Capacity Per Pump (GPM)	Wet Well Capacity(gals)
Effluent Lift pump	1	1.4	70	
Influent Lift Station (Pilot)	2	8	40	
35 KW Generator (Pilot)	1			

FORCE MAINS

Size	Material	Length (in feet)
2"	Various	585

MANHOLES

CLEANOUTS

Type	Quantity	Quantity
Standard	36	1
Drop		

COMPANY NAME	EPCOR WATER	
Name of System: Agua Fria	Wastewater Inventory Number (if applicable):	105229

WASTEWATER COMPANY PLANT DESCRIPTION (CONTINUED)

COLLECTION MAINS

Size (in inches)	Material	Length (in feet)
4	n/a	
6	PVC	
8	PVC	29,894
10	PVC	949
12	PVC	81
15	PVC	
18	PVC	
21	PVC	
24	PVC	
30	PVC	
Undetermined	PVC	
	TOTAL =	30,924

SERVICES

Size (in inches)	Material	Quantity
4	n/a	n/a
6	n/a	n/a
8	n/a	n/a
12	n/a	n/a
15	n/a	n/a

For the following three items, list the utility owned assets in each category.

SOLIDS PROCESSING AND HANDLING FACILITIES	Russell Ranch: Aerobic Digester, Vault and Haul
DISINFECTION EQUIPMENT (Chlorinator, Ultra-Violet, Etc.)	Russell Ranch: 1 NaOCl pump, 1 dechlor (NaHSO ₃ pump)
FILTRATION EQUIPMENT (Rapid Sand, Slow Sand, Activated Carbon, Etc.)	
STRUCTURES (Buildings, Fences Etc)	Russell Ranch: Storage shed, block fence around entire perimeter of property
OTHER Laboratory Equipment, Tools, Vehicles, Standby Power Generators, Etc.	Various tools and equipment associated with wastewater collection and treatment. Russell Ranch: 275 kW standby generator

COMPANY NAME	EPCOR WATER	
Name of System: Agua Fria	Wastewater Inventory Number (if applicable):	105202

WASTEWATER COMPANY PLANT DESCRIPTION (CONTINUED)

COLLECTION MAINS			SERVICES		
Size (in inches)	Material	Length (in feet)	Size (in inches)	Material	Quantity
4	PVC	76	4	n/a	n/a
6	PVC	1,938	6	n/a	n/a
8	PVC	396,279	8	n/a	n/a
10	PVC	8,672	12	n/a	n/a
12	PVC	10,849	15	n/a	n/a
15	PVC	10,679			
16	PVC	350			
18	PVC	6,201			
21	PVC	9,866			
24	PVC				
30	PVC				
Undetermined	PVC				
	TOTAL =	444,910			

For the following three items, list the utility owned assets in each category.

SOLIDS PROCESSING AND HANDLING FACILITIES	New belt press and conveyance system installed Verrado: Aerobic Digester, Belt Filter Press
DISINFECTION EQUIPMENT (Chlorinator, Ultra-Violet, Etc.) Dechlorination Equipment	Verrado: 1-700 gal NaOCl tank, 2 NaOCl pumps Verrado: 2 NaHSO3 pumps
FILTRATION EQUIPMENT (Rapid Sand, Slow Sand, Activated Carbon, Etc.)	Verrado: 2 Disc Filter Units (10 micron)
STRUCTURES (Buildings, Fences Etc)	Verrado: Administrative Modular Trailer, Dewatering building, Motor Control building, Shop building, block fence around entire perimeter of property
OTHER Laboratory Equipment, Tools, Vehicles, Standby Power Generators, Etc.	Various tools and equipment associated with wastewater collection and treatment. Verrado: 750 kW ad 2,000 kW on site standby Generators, 4 work trucks

COMPANY NAME	EPCOR WATER	
Name of System: Luke303	Wastewater Inventory Number (if applicable):	511700

WASTEWATER COMPANY PLANT DESCRIPTION (CONTINUED)

COLLECTION MAINS

Size (in inches)	Material	Length (in feet)
4	n/a	
6	PVC	
8	PVC	33,579
10	PVC	
12	PVC	7,882
15	PVC	14,827
18	PVC	11,504
21	PVC	5
24	PVC	4,992
27	PVC	9,283
30	PVC	22,165
36	PVC	5,064
Undetermined	PVC	
	TOTAL =	109,302

SERVICES

Size (in inches)	Material	Quantity
4	n/a	n/a
6	n/a	n/a
8	n/a	n/a
12	n/a	n/a
15	n/a	n/a

For the following three items, list the utility owned assets in each category.

SOLIDS PROCESSING AND HANDLING FACILITIES	Sludge holding tank; Skid mounted polymer fed dewatering unit - plant under expansion portions being decommissioned while portions are being added.
DISINFECTION EQUIPMENT (Chlorinator, Ultra-Violet, Etc.) Dechlorination Equipment	Sodium Hypochlorite tank; (2) positive displacement feed pumps 2NaHSO3 pumps positive displacement feed pumps
FILTRATION EQUIPMENT (Rapid Sand, Slow Sand, Activated Carbon, Etc.)	(2) Kruger 10 micron disc filters model 2208/3-1F
STRUCTURES (Buildings, Fences Etc)	Operations building; chain link and block wall fence
OTHER Laboratory Equipment, Tools, Vehicles, Standby Power Generators, Etc.	500 Kw standby generator

COMPANY NAME	EPCOR WATER	
Name of System: Sun City	Wastewater Inventory Number (if applicable):	100339

WASTEWATER COMPANY PLANT DESCRIPTION (CONTINUED)

COLLECTION MAINS

Size (in inches)	Material	Length (in feet)
4	Various	527
6	Various	10,061
8	Various	1,289,577
10	Various	69,606
12	Various	30,787
15	Various	16,263
18	Various	10,415
21	Various	9,377
24	Various	613
27	Various	1,301
30	Various	2,977
33	Various	861
36	Various	1,018
Undetermined	Various	7,475
	TOTAL =	1,450,859

SERVICES

Size (in inches)	Material	Quantity
4	n/a	n/a
6	n/a	n/a
8	n/a	n/a
12	n/a	n/a
15	n/a	n/a

For the following three items, list the utility owned assets in each category.

SOLIDS PROCESSING AND HANDLING FACILITIES	N/A
DISINFECTION EQUIPMENT (Chlorinator, Ultra-Violet, etc.)	N/A
FILTRATION EQUIPMENT (Rapid Sand, Slow Sand, Activated Carbon, etc.)	N/A
STRUCTURES (Buildings, Fences Etc)	Wall around Bio-Scrubber at 99th Avenue Metering Station
OTHER Laboratory Equipment, Tools, Vehicles, Standby Power Generators, Etc.	99th Avenue metering station, various tools and equipment associated with wastewater collection

COMPANY NAME	EPCOR WATER	
Name of System: Sun City West	Wastewater Inventory Number (if applicable):	102667

WASTEWATER COMPANY PLANT DESCRIPTION (CONTINUED)

COLLECTION MAINS

Size (in inches)	Material	Length (in feet)
4	Various	1,188
6	Various	3,937
8	Various	835,104
10	Various	29,692
12	Various	12,778
15	Various	18,519
18	Various	19,915
21	Various	5,940
24	Various	2,447
27	Various	
30	Various	
33	Various	
36	Various	2,866
Undetermined	Various	711
TOTALS =		933,095

SERVICES

Size (in inches)	Material	Quantity
4	n/a	n/a
6	n/a	n/a
8	n/a	n/a
12	n/a	n/a
15	n/a	n/a

For the following three items, list the utility owned assets in each category.

SOLIDS PROCESSING AND HANDLING FACILITIES	Refer to the Northwest Valley Regional Water Reclamation Facility (page)
DISINFECTION EQUIPMENT Chlorinator, Ultra-Violet, Etc.)	Refer to the Northwest Valley Regional Water Reclamation Facility (page)
FILTRATION EQUIPMENT (Rapid Sand, Slow Sand, Activated Carbon, Etc.)	Refer to the Northwest Valley Regional Water Reclamation Facility (page)
STRUCTURES (Buildings, Fences, Etc.)	Refer to the Northwest Valley Regional Water Reclamation Facility (page)
OTHER Laboratory Equipment, Tools, Vehicles, Standby Power Generators, Etc.	Refer to the Northwest Valley Regional Water Reclamation Facility (page)

COMPANY NAME	EPCOR WATER	
Name of System: NE Agua Fria	Wastewater Inventory Number (if applicable):	102667

WASTEWATER COMPANY PLANT DESCRIPTION (CONTINUED)

COLLECTION MAINS

Size (in inches)	Material	Length (in feet)
4	n/a	
6	PVC	49
8	PVC	201,518
10	PVC	17,213
12	PVC	18,965
15	PVC	13,715
18	PVC	24,742
21	PVC	
24	PVC	
30	PVC	
Undetermined	PVC	
	TOTAL =	276,203

SERVICES

Size (in inches)	Material	Quantity
4	n/a	n/a
6	n/a	n/a
8	n/a	n/a
12	n/a	n/a
15	n/a	n/a

For the following three items, list the utility owned assets in each category.

SOLIDS PROCESSING AND HANDLING FACILITIES	Refer to the Northwest Valley Regional Water Reclamation Facility (page)
DISINFECTION EQUIPMENT (Chlorinator, Ultra-Violet, Etc.)	Refer to the Northwest Valley Regional Water Reclamation Facility (page)
FILTRATION EQUIPMENT (Rapid Sand, Slow Sand, Activated Carbon, Etc.)	Refer to the Northwest Valley Regional Water Reclamation Facility (page)
STRUCTURES (Buildings, Fences Etc)	Refer to the Northwest Valley Regional Water Reclamation Facility (page)
OTHER Laboratory Equipment, Tools, Vehicles, Standby Power Generators, Etc.	Refer to the Northwest Valley Regional Water Reclamation Facility (page)

COMPANY NAME	EPCOR WATER	
Name of System: NWWVRF	Wastewater Inventory Number (if applicable):	102667

WASTEWATER COMPANY PLANT DESCRIPTION (CONTINUED)

COLLECTION MAINS		
Size (in inches)	Material	Length (in feet)
TOTALS =		0

SERVICES		
Size (in inches)	Material	Quantity

For the following three items, list the utility owned assets in each category.

SOLIDS PROCESSING AND HANDLING FACILITIES	Aerobic Digesters (3), Belt pressed sludge is hauled to landfill
DISINFECTION EQUIPMENT	Hypochlorite injections at filter effluent ad Sodium Bisulfate dechlorination at discharge weir.
FILTRATION EQUIPMENT (Rapid Sand, Slow Sand, Activated Carbon, Etc.)	Rapid sand filter
STRUCTURES (Buildings, Fences, Etc.)	Old grit removal building was modified - new grit removal stacked tray system installed Admin/Maintenance/Control Building, Solids Handling Building, Blower Buildin at Treatment Plant; VFD/Control Building at Bell Road Lift Station
OTHER Laboratory Equipment, Tools, Vehicles, Standby Power Generators, Etc.	Various tools and equipment associated with wastewater collection

COMPANY NAME	EPCOR WATER	
Name of System: Anthem	Wastewater Inventory Number (if applicable):	103259

WASTEWATER COMPANY PLANT DESCRIPTION (CONTINUED)

COLLECTION MAINS

Size (in inches)	Material	Length (in feet)
4	PVC	986
6	PVC	5,561
8	PVC	428,937
10	PVC	28,210
12	PVC	22,644
15	PVC	3,225
18	PVC	9,933
21	PVC	2,171
24	PVC	2,218
30		
Undetermined	PVC	2,729
	TOTAL =	506,613

RECLAIMED WATER LINES

Size (in inches)	Material	Quantity
2	n/a	2,275
4	n/a	5,276
6	n/a	37,464
8	n/a	10,698
10	n/a	68
12	n/a	48,488
14	n/a	1,155
16	n/a	26
18	n/a	15,085
20	n/a	1,148
24	n/a	202
Undetermined		1,742
	TOTAL=	123,628

For the following three items, list the utility owned assets in each category.

SOLIDS PROCESSING AND HANDLING FACILITIES	Belt filter press, 1.5 meter belt
DISINFECTION EQUIPMENT (Chlorinator, Ultra-Violet, Etc.)	UV or Chlorine (NaOCl) injection with chlorine contact chamber
FILTRATION EQUIPMENT (Rapid Sand, Slow Sand, Activated Carbon, Etc.)	Zenon Zee-Weed 500 microfiltration system
STRUCTURES (Buildings, Fences Etc)	Common administration building shared with water plant, headworks building, process building, solids building, perimeter wall. One 1,000,000 gallon non-potable/reclaimed water storage reservoir
OTHER Laboratory Equipment, Tools, Vehicles, Standby Power Generators, Etc.	Various tools and equipment associated with wastewater collection and treatment. 2,000 kW generator, three lift station generators, Panhandle 1- 50 kW, Panhandle 2- 60 kW, Pandhandle 3- 80 kW

COMPANY NAME	EPCOR WATER	
Name of System: Mohave Wishing Well	Wastewater Inventory Number (if applicable):	38-158

WASTEWATER COMPANY PLANT DESCRIPTION (CONTINUED)

COLLECTION MAINS

Size (in inches)	Material	Length (in feet)
4	n/a	
6	PVC	10,981
8	PVC	126,228
10	PVC	1,257
12	PVC	3,135
15	PVC	6,753
18	n/a	
21	n/a	
24	n/a	
	TOTAL =	148,354

SERVICES

Size (in inches)	Material	Quantity
4	n/a	
6	n/a	
8	n/a	
12	n/a	
15	n/a	
	TOTAL =	0

For the following three items, list the utility owned assets in each category.

SOLIDS PROCESSING AND HANDLING FACILITIES	Sludge press
DISINFECTION EQUIPMENT (Chlorinator, Ultra-Violet, Etc.)	Chlorinator
FILTRATION EQUIPMENT (Rapid Sand, Slow Sand, Activated Carbon, Etc.)	Slow sand
STRUCTURES (Buildings, Fences Etc)	600' chain link fence, building with lab, chlorine building
OTHER Laboratory Equipment, Tools, Vehicles, Standby Power Generators, etc.	150 KW Cat gen-set, miscellaneous lab equipment, influent meter, effluent meter. Effluent pump.

COMPANY NAME	EPCOR WATER
Name of System: Mohave Arizona Gateway	Wastewater Inventory Number (if applicable):

WASTEWATER COMPANY PLANT DESCRIPTION (CONTINUED)

COLLECTION MAINS

Size (in inches)	Material	Length (in feet)
4	n/a	
6	n/a	
8	PVC	7,489
10	PVC	375
12	n/a	
16	PVC	150
18	n/a	
21	n/a	
24	n/a	
TOTAL =		8,014

SERVICES

Size (in inches)	Material	Quantity
4	n/a	
6	PVC	
8	n/a	
12	n/a	
15	n/a	
TOTAL =		0

For the following three items, list the utility owned assets in each category.

SOLIDS PROCESSING AND HANDLING FACILITIES	N/A
DISINFECTION EQUIPMENT (Chlorinator, Ultra-Violet, Etc.)	Chlorinator/de-chlorinator
FILTRATION EQUIPMENT (Rapid Sand, Slow Sand, Activated Carbon, Etc.)	None
STRUCTURES (Buildings, Fences Etc)	Blower building/chain link fencing
OTHER Laboratory Equipment, Tools, Vehicles, Standby Power Generators, etc.	Stand by generator

COMPANY NAME	EPCOR WATER	
Name of System: Agua Fria	Wastewater Inventory Number (if applicable):	105229

WASTEWATER FLOWS

MONTH/YEAR	NUMBER OF SERVICES	TOTAL MONTHLY SEWAGE FLOW (MG)	SEWAGE FLOW ON PEAK DAY (MG)
JANUARY	253	1.237	0.056
FEBRUARY	253	1.062	0.049
MARCH	255	1.235	0.051
APRIL	258	1.197	0.055
MAY	259	1.192	0.056
JUNE	261	1.162	0.054
JULY	261	1.150	0.049
AUGUST	263	1.188	0.049
SEPTEMBER	266	1.174	0.053
OCTOBER	268	1.220	0.046
NOVEMBER	269	1.259	0.059
DECEMBER	269	1.344	0.065

TOTALS -> 14.420

PROVIDE THE FOLLOWING INFORMATION AS APPLICABLE

Method of Effluent Disposal (leach field, surface water discharge, reuse, injection wells, groundwater recharge, evaporation ponds, etc.)		Reuse and recharge
Wastewater Inventory Number (all wastewater systems are assigned an inventory number)	Russell Ranch	105229
Groundwater Permit Numbers		
ADEQ Aquifer Protection Permit Number	Russell Ranch	P-105229
ADEQ Reuse Permit Number	Russell Ranch	N/A
EPA NPDES Permit Number		N/A

COMPANY NAME	EPCOR WATER	
Name of System: Agua Fria	Wastewater Inventory Number (if applicable):	105202

WASTEWATER FLOWS

MONTH/YEAR	NUMBER OF SERVICES	TOTAL MONTHLY SEWAGE FLOW (MG)	SEWAGE FLOW ON PEAK DAY (MG)
JANUARY	4,970	26.403	1.006
FEBRUARY	4,988	24.802	1.071
MARCH	5,007	27.483	1.273
APRIL	5,070	26.584	1.271
MAY	5,068	26.685	1.026
JUNE	5,093	23.986	0.944
JULY	5,094	24.356	0.904
AUGUST	5,124	25.588	1.308
SEPTEMBER	5,134	24.955	1.093
OCTOBER	5,154	26.803	1.075
NOVEMBER	5,157	27.311	1.059
DECEMBER	5,163	28.550	1.139

TOTALS -> 313.507

PROVIDE THE FOLLOWING INFORMATION AS APPLICABLE

Method of Effluent Disposal (leach field, surface water discharge, reuse, injection wells, groundwater recharge, evaporation ponds, etc.)		Reuse and recharge
Wastewater Inventory Number (all wastewater systems are assigned an inventory number)	Verrado	105202
Groundwater Permit Numbers	Verrado	USF 71-207708.0000
ADEQ Aquifer Protection Permit Number	Verrado	P-105202
ADEQ Reuse Permit Number	Verrado	N/A
Arizona Pollutant Discharge Elimination System (AZPDES)		AZ0026794

COMPANY NAME	EPCOR WATER	
Name of System: Luke303	Wastewater Inventory Number (if applicable):	511700

WASTEWATER FLOWS

MONTH/YEAR	NUMBER OF SERVICES	TOTAL MONTHLY SEWAGE FLOW (MG)	SEWAGE FLOW ON PEAK DAY (MG)
JANUARY	245	5.964	0.259
FEBRUARY	245	9.168	0.428
MARCH	277	8.522	0.375
APRIL	277	10.80191	0.44319
MAY	289	11.67665	0.55342
JUNE	289	13.18119	0.57004
JULY	289	14.72295	0.73446
AUGUST	329	14.82331	0.62890
SEPTEMBER	329	14.86260	0.66284
OCTOBER	347	14.96019	0.70828
NOVEMBER	353	13.42273	0.65075
DECEMBER	391	16.04378	0.82930

TOTALS -> 148.149

PROVIDE THE FOLLOWING INFORMATION AS APPLICABLE

Method of Effluent Disposal (leach field, surface water discharge, reuse, injection wells, groundwater recharge, evaporation ponds, etc.)	Verrado WWTP Resuse
Wastewater Inventory Number (all wastewater systems are assigned an inventory number)	511700
Groundwater Permit Numbers	N/A
ADEQ Aquifer Protection Permit Number	P-511700
ADEQ Reuse Permit Number	N/A
EPA NPDES Permit Number	N/A

COMPANY NAME	EPCOR WATER	
Name of System: Sun City	Wastewater Inventory Number (if applicable):	100339

WASTEWATER FLOWS

MONTH/YEAR	NUMBER OF SERVICES	TOTAL MONTHLY SEWAGE FLOW (MG)	SEWAGE FLOW ON PEAK DAY (MG)
JANUARY	22,554	94.460	5.854
FEBRUARY	22,568	77.783	3.067
MARCH	22,579	98.494	3.764
APRIL	22,568	104.855	3.794
MAY	22,550	104.935	3.717
JUNE	22,543	104.369	3.680
JULY	22,539	113.565	4.959
AUGUST	22,518	111.476	3.927
SEPTEMBER	22,527	107.904	3.758
OCTOBER	22,554	84.547	4.237
NOVEMBER	22,591	105.393	4.884
DECEMBER	22,589	104.905	4.243
TOTALS ->		1,212.686	

PROVIDE THE FOLLOWING INFORMATION AS APPLICABLE

Method of Effluent Disposal (leach field, surface water discharge, reuse, injection wells, groundwater recharge, evaporation ponds, etc.)	N/A
Wastewater Inventory Number (all wastewater systems are assigned an inventory number)	100339
Groundwater Permit Numbers	N/A
ADEQ Aquifer Protection Permit Number	N/A
ADEQ Reuse Permit Number	N/A
EPA NPDES Permit Number	N/A

COMPANY NAME	EPCOR WATER	
Name of System: Sun City West	Wastewater Inventory Number (if applicable):	102667

WASTEWATER FLOWS

MONTH/YEAR	NUMBER OF SERVICES	TOTAL MONTHLY SEWAGE FLOW (MG)	SEWAGE FLOW ON PEAK DAY (MG)
JANUARY	15,011	53.522	1.863
FEBRUARY	15,015	48.401	1.850
MARCH	15,009	54.452	1.911
APRIL	14,981	51.865	2.002
MAY	14,953	47.001	1.713
JUNE	14,957	42.174	1.511
JULY	14,968	45.975	2.224
AUGUST	14,954	45.268	1.825
SEPTEMBER	14,974	43.400	1.565
OCTOBER	15,017	47.429	1.796
NOVEMBER	15,050	49.289	1.831
DECEMBER	15,063	50.722	2.008
TOTALS ->		579.499	

PROVIDE THE FOLLOWING INFORMATION AS APPLICABLE

Method of Effluent Disposal (leach field, surface water discharge, reuse, injection wells, groundwater recharge, evaporation ponds, etc.)	Ground Water Recharge
Wastewater Inventory Number (all wastewater systems are assigned an inventory number)	102667
Groundwater Permit Numbers	N/A
ADEQ Aquifer Protection Permit Number	P-102667
ADEQ Reuse Permit Number	N/A
EPA NPDES Permit Number	N/A

COMPANY NAME	EPCOR WATER	
Name of System: NE Agua Fria	Wastewater Inventory Number (if applicable):	102667

WASTEWATER FLOWS

MONTH/YEAR	NUMBER OF	TOTAL MONTHLY SEWAGE FLOW (MG)	SEWAGE FLOW ON PEAK DAY (MG)
JANUARY	6,790	22.197	0.820
FEBRUARY	6,921	19.908	0.798
MARCH	6,977	21.780	0.750
APRIL	7,034	19.532	0.865
MAY	7,094	21.105	0.786
JUNE	7,160	19.905	0.776
JULY	7,211	19.757	0.796
AUGUST	7,239	20.298	0.780
SEPTEMBER	7,300	19.673	0.702
OCTOBER	7,329	21.101	0.824
NOVEMBER	7,368	20.963	0.849
DECEMBER	7,382	21.751	0.832
TOTALS ->		247.969	

PROVIDE THE FOLLOWING INFORMATION AS APPLICABLE

Method of Effluent Disposal (leach field, surface water discharge, reuse, injection wells, groundwater recharge, evaporation ponds, etc.)	Ground Water Recharge
Wastewater Inventory Number (all wastewater systems are assigned an inventory number)	102667
Groundwater Permit Numbers	N/A
ADEQ Aquifer Protection Permit Number	P-102667
ADEQ Reuse Permit Number	N/A
EPA NPDES Permit Number	N/A

COMPANY NAME	EPCOR WATER	
Name of System: NVRWRF	Wastewater Inventory Number (if applicable):	102667

WASTEWATER FLOWS

MONTH/YEAR	NUMBER OF SERVICES	TOTAL MONTHLY SEWAGE FLOW (MG)	SEWAGE FLOW ON PEAK DAY (MG)
JANUARY	21,801	75.719	2.579
FEBRUARY	21,936	68.309	2.561
MARCH	21,986	76.232	2.614
APRIL	22,015	71.397	2.581
MAY	22,047	68.106	2.394
JUNE	22,117	62.079	2.170
JULY	22,179	65.732	2.861
AUGUST	22,193	65.566	2.480
SEPTEMBER	22,274	63.073	2.221
OCTOBER	22,346	68.530	2.477
NOVEMBER	22,418	70.252	2.530
DECEMBER	22,445	72.473	2.840
TOTALS ->		827.468	

PROVIDE THE FOLLOWING INFORMATION AS APPLICABLE

Method of Effluent Disposal (leach field, surface water discharge, reuse, injection wells, groundwater recharge, evaporation ponds, etc.)	Ground Water Recharge
Wastewater Inventory Number (all wastewater systems are assigned an inventory number)	102667
Groundwater Permit Numbers	N/A
ADEQ Aquifer Protection Permit Number	P-102667
ADEQ Reuse Permit Number	N/A
EPA NPDES Permit Number	N/A

COMPANY NAME	EPCOR WATER
Name of System: Anthem	Wastewater Inventory Number (if applicable): 103259

WASTEWATER FLOWS

MONTH/YEAR	NUMBER OF SERVICES	TOTAL MONTHLY SEWAGE FLOW (KG)	SEWAGE FLOW ON PEAK DAY (KG)
JANUARY	8,905	53211	1947
FEBRUARY	8,908	48710	1954
MARCH	8,910	55087	1979
APRIL	8,905	52945	1903
MAY	8,911	52631	1958
JUNE	8,912	47049	1741
JULY	8,923	47830	1702
AUGUST	8,915	48020	1790
SEPTEMBER	8,920	36619	1342
OCTOBER	8,927	38286	1355
NOVEMBER	8,928	38883	1465
DECEMBER	8,932	40938	1513
TOTALS ->		560209	

PROVIDE THE FOLLOWING INFORMATION AS APPLICABLE

Method of Effluent Disposal (leach field, surface water discharge, reuse, injection wells, groundwater recharge, evaporation ponds, etc.)	Reuse and recharge
Wastewater Inventory Number (all wastewater systems are assigned an inventory number)	103259
Groundwater Permit Numbers	N/A
ADEQ Aquifer Protection Permit Number	P-103259
ADEQ Reuse Permit Number	R-103259
EPA NPDES Permit Number	AZ0025429

COMPANY NAME	EPCOR WATER
Name of System: Mohave Wishing Well	Wastewater Inventory Number (if applicable): 38-158

WASTEWATER FLOWS

MONTH/YEAR	NUMBER OF SERVICES	TOTAL MONTHLY SEWAGE FLOW (MG)	SEWAGE FLOW ON PEAK DAY (MG)
JANUARY	1,845	9.017	0.291
FEBRUARY	1,855	8.094	0.289
MARCH	1,863	9.077	0.293
APRIL	1,868	8.637	0.288
MAY	1,862	8.890	0.287
JUNE	1,864	8.197	0.273
JULY	1,875	8.437	0.272
AUGUST	1,877	8.162	0.272
SEPTEMBER	1,865	8.030	0.268
OCTOBER	1,878	8.609	0.278
NOVEMBER	1,937	8.340	0.278
DECEMBER	1,942	8.965	0.289
TOTALS ->		102.455	

PROVIDE THE FOLLOWING INFORMATION AS APPLICABLE

Method of Effluent Disposal (leach field, surface water discharge, reuse, injection wells, groundwater recharge, evaporation ponds, etc.)	Reuse
Wastewater Inventory Number (all wastewater systems are assigned an inventory number)	Place ID # 1784 LTF # 43063
Groundwater Permit Numbers	N/A
ADEQ Aquifer Protection Permit Number	P-102181
ADEQ Reuse Permit Number	N/A
EPA NPDES Permit Number	N/A

COMPANY NAME	EPCOR WATER
Name of System: Mohave Arizona Gateway	Wastewater Inventory Number (if applicable):

WASTEWATER FLOWS

MONTH/YEAR	NUMBER OF SERVICES	TOTAL MONTHLY SEWAGE FLOW (MG)	SEWAGE FLOW ON PEAK DAY (MG)
JANUARY	12	0.762	0.025
FEBRUARY	13	0.667	0.024
MARCH	14	0.707	0.023
APRIL	13	0.693	0.023
MAY	13	0.740	0.024
JUNE	13	0.594	0.020
JULY	13	0.640	0.021
AUGUST	13	0.678	0.023
SEPTEMBER	13	0.623	0.021
OCTOBER	13	0.647	0.021
NOVEMBER	13	0.633	0.021
DECEMBER	13	0.672	0.022

TOTALS -> 8.056

PROVIDE THE FOLLOWING INFORMATION AS APPLICABLE

Method of Effluent Disposal (leach field, surface water discharge, reuse, injection wells, groundwater recharge, evaporation ponds, etc.)	Evaporation Ponds
Wastewater Inventory Number (all wastewater systems are assigned an inventory number)	Place ID # 16067 LTF # 31789
Groundwater Permit Numbers	N/A
ADEQ Aquifer Protection Permit Number	P-105010
ADEQ Reuse Permit Number	N/A
EPA NPDES Permit Number	N/A

COMPANY NAME	EPCOR WATER
Name of System: San Tan	Wastewater Inventory Number (if applicable):

WASTEWATER COMPANY PLANT DESCRIPTION

TREATMENT FACILITIES

TYPE OF TREATMENT (Extended Aerations, Step Aerations, Oxidation Ditch, Aerobic Lagoon, Anaerobic Lagoon, Trickling Filter, Septic Tank, Wetland, Etc.)	San Tan Water Reclamation Facility: Extended Aeration
DESIGN CAPACITY OF PLANT (Gallons Per Day) (Gallons Per Day)	San Tan WRF 2,000,000

LIFT STATION FACILITIES

Location	Quantity of Pumps	Horsepower Per Pump	Capacity Per Pump (GPM)	Wet Well Capacity (gals)
Morning Sun Farms Lift Station	2	85	1500	4,406

FORCE MAINS

Size	Material	Length (in feet)
12 inch	PVC	6,547

MANHOLES

CLEANOUTS

Type	Quantity	Quantity
Standard	978	110

COMPANY NAME	EPCOR WATER
Name of System: San Tan	Wastewater Inventory Number (if applicable):

WASTEWATER COMPANY PLANT DESCRIPTION

TREATMENT FACILITIES

TYPE OF TREATMENT (Extended Aerations, Step Aerations, Oxidation Ditch, Aerobic Lagoon, Anaerobic Lagoon, Trickling Filter, Septic Tank, Wetland, Etc.)	Section 11 Wastewater Treatment Plant: Aerated Lagoons
DESIGN CAPACITY OF PLANT (Gallons Per Day) (Gallons Per Day)	Section 11 WWTF 1,600,000

LIFT STATION FACILITIES

Location	Quantity of Pumps	Horsepower Per Pump	Capacity Per Pump (GPM)	Wet Well Capacity (gals)
Main Yard Lift Station	2	125	1,000	3,566
Johnson Ranch Unit 6 Lift Station	2	6	90	690
Superstition Views Lift Station	2	7.5	125	1,180
Copper Basin 1 Lift Station	2	40	520	6,449
Copper Basin 2 Lift Station	2	105	900	4,935
Oasis at Magic Ranch Lift Station	2	50	460	5,581
Rancho Bella Vista 1 Lift Station	2	3.8	50	1,085
Rancho Bella Vista 2 Lift Station	2	10	700	1,453
Johnson Ranch Unit 14-52 Lift Station	2	23	350	1,464
Magma Lift Station	2	130	2,000	4,406
Crestfield Manor Lift Station	2	88	1,700	7,044
Ironhorse Lift Station	2	15	660	4,696
Quail Run Lift Station	2	23	450	1,918
Whitewing	2	23	450	3,233
Coolidge High School	2	20	600	3,055

FORCE MAINS

Size	Material	Length (in feet)
4 inch	PVC	298
6 inch	PVC	15,356
8 inch	PVC	6,382
10 inch	PVC	24,959
12 inch	HDPE	3,062

MANHOLES

CLEANOUTS

Type	Quantity	Quantity
Standard	1,370	224

COMPANY NAME	EPCOR WATER
Name of System: San Tan	Wastewater Inventory Number (if applicable):

WASTEWATER COMPANY PLANT DESCRIPTION

TREATMENT FACILITIES

TYPE OF TREATMENT (Extended Aerations, Step Aerations, Oxidation Ditch, Aerobic Lagoon, Anaerobic Lagoon, Trickling Filter, Septic Tank, Wetland, Etc.)	Anthem Water Reclamation Facility: Extended Aeration
DESIGN CAPACITY OF PLANT (Gallons Per Day) (Gallons Per Day)	Anthem WRF 1,500,000

LIFT STATION FACILITIES

Location	Quantity of Pumps	Horsepower Per Pump	Capacity Per Pump (GPM)	Wet Well Capacity (gals)
Johnson Ranch Unit 29 Lift Station	2	60	1100	4,267
Oasis Sunrise Lift Station	2	60	1,400	3,139

FORCE MAINS

Size	Material	Length (in feet)
8 inch	PVC	23,049

MANHOLES

CLEANOUTS

Type	Quantity	Quantity
Standard	1,381	97

COMPANY NAME	EPCOR WATER
Name of System: San Tan	Wastewater Inventory Number (if applicable):

WASTEWATER COMPANY PLANT DESCRIPTION

TREATMENT FACILITIES

TYPE OF TREATMENT (Extended Aerations, Step Aerations, Oxidation Ditch, Aerobic Lagoon, Anaerobic Lagoon, Trickling Filter, Septic Tank, Wetland, Etc.)	Pecan Water Reclamation Facility: Extended Aeration
DESIGN CAPACITY OF PLANT (Gallons Per Day)	Pecan WRF 3,000,000

LIFT STATION FACILITIES

Location	Quantity of Pumps	Horsepower Per Pump	Capacity Per Pump (GPM)	Wet Well Capacity (gals)
Cambria Lift Station	2	10	850	1,880
Joy Drive Lift Station	2	25	850	2,651
Meadow Vista Lift Station	2	3	300	1,133
Laredo Ranch Lift Station	2	20	600	4,203
The Parks Lift Station	2	50	1,500	4,054
Johnson Farms Lift Station	2	10	400	4,576
Archer Meadows Lift Station	2	20	650	3,922
Ironwood Crossing Lift Station	2	10	400	5,035
Ocotillo Crossing Lift Station	2	11	80	1,466
Combs School Lift Station	2	10	850	2,967
Belcara Lift Station	2	3	360	661
Happy Valley School Lift Station	2	10	500	5,500
4D/4F Lift Station	2	72	643	4,348
Circle Cross No. 2 Lift Station	2	160	1800	3,178
Circle Cross No. 1 Lift Station	2	10	400	2,812

FORCE MAINS

Size	Material	Length (in feet)
4 inch	PVC	1,988
8 inch	PVC	43,554
10 inch	PVC	10,566
12 inch	PVC	17,152
16 inch	PVC	5,623
18 inch	PVC	3,962

MANHOLES

CLEANOUTS

Type	Quantity	Quantity
Standard	3,200	314

COMPANY NAME	EPCOR WATER	
Name of System: San Tan	Wastewater Inventory Number (if applicable):	

WASTEWATER COMPANY PLANT DESCRIPTION (CONTINUED)

COLLECTION MAINS

Size (in inches)	Material	Length (in feet)
4	n/a	
6	PVC	740
8	PVC	227,853
10	PVC	11,798
12	PVC	12,018
15	PVC	2,060
18	PVC	3,548
21	PVC	
24	PVC	
30	PVC	
Undetermined	PVC	
	TOTAL =	258,017

SERVICES

Size (in inches)	Material	Quantity
4	n/a	n/a
6	n/a	n/a
8	n/a	n/a
12	n/a	n/a
15	n/a	n/a

For the following three items, list the utility owned assets in each category.

SOLIDS PROCESSING AND HANDLING FACILITIES	San TanWRF: Belt Press
DISINFECTION EQUIPMENT (Chlorinator, Ultra-Violet, Etc.)	San Tan WRF: Chlorinator
FILTRATION EQUIPMENT (Rapid Sand, Slow Sand, Activated Carbon, Etc.)	San Tan WRF: Sand Filter
STRUCTURES (Buildings, Fences Etc)	San Tan WRF: Buildings, Fences
OTHER Laboratory Equipment, Tools, Vehicles, Standby Power Generators, Etc.	Power Generator, Tools

COMPANY NAME	EPCOR WATER
Name of System: San Tan	Wastewater Inventory Number (if applicable):

WASTEWATER COMPANY PLANT DESCRIPTION (CONTINUED)

COLLECTION MAINS

Size (in inches)	Material	Length (in feet)
4	PVC	561
6	PVC	10,774
8	PVC	325,041
10	PVC	5,167
12	PVC	35,524
15	PVC	6,450
18	PVC	185
21	PVC	
24	PVC	
30	PVC	
Undetermined	PVC	
	TOTAL =	383,702

SERVICES

Size (in inches)	Material	Quantity
4	n/a	n/a
6	n/a	n/a
8	n/a	n/a
12	n/a	n/a
15	n/a	n/a

For the following three items, list the utility owned assets in each category.

SOLIDS PROCESSING AND HANDLING FACILITIES	Section 11 WRF: None
DISINFECTION EQUIPMENT (Chlorinator, Ultra-Violet, Etc.)	Section 11 WRF: Chlorinator
FILTRATION EQUIPMENT (Rapid Sand, Slow Sand, Activated Carbon, Etc.)	Section 11 WRF: None
STRUCTURES (Buildings, Fences Etc)	Section 11 WRF: Buildings, Fences
OTHER Laboratory Equipment, Tools, Vehicles, Standby Power Generators, Etc.	Power Generator, Tools

COMPANY NAME	EPCOR WATER	
Name of System: San Tan	Wastewater Inventory Number (if applicable):	

WASTEWATER COMPANY PLANT DESCRIPTION (CONTINUED)

COLLECTION MAINS

Size (in inches)	Material	Length (in feet)
4	n/a	
6	PVC	170
8	PVC	185,866
10	PVC	16,359
12	PVC	3,093
15	PVC	5,948
18	PVC	4,085
21	PVC	
24	PVC	1,853
30	PVC	2,140
Undetermined	PVC	
	TOTAL =	219,514

SERVICES

Size (in inches)	Material	Quantity
4	n/a	n/a
6	n/a	n/a
8	n/a	n/a
12	n/a	n/a
15	n/a	n/a

For the following three items, list the utility owned assets in each category.

SOLIDS PROCESSING AND HANDLING FACILITIES	Anthem WRF: Belt Press
DISINFECTION EQUIPMENT (Chlorinator, Ultra-Violet, Etc.)	Anthem WRF: Chlorinator
FILTRATION EQUIPMENT (Rapid Sand, Slow Sand, Activated Carbon, Etc.)	Anthem WRF: Cloth Filter
STRUCTURES (Buildings, Fences Etc)	Anthem WRF: Buildings, Fences
OTHER Laboratory Equipment, Tools, Vehicles, Standby Power Generators, Etc.	Power Generator, Tools

COMPANY NAME	EPCOR WATER
Name of System: San Tan	Wastewater Inventory Number (if applicable):

WASTEWATER COMPANY PLANT DESCRIPTION (CONTINUED)

COLLECTION MAINS

Size (in inches)	Material	Length (in feet)
4	PVC	7,727
6	PVC	11,391
8	PVC	662,075
10	PVC	46,988
12	PVC	81,939
15	PVC	8,376
18	PVC	4,183
21	PVC	
24	PVC	
30	PVC	
Undetermined	PVC	
	TOTAL =	822,679

SERVICES

Size (in inches)	Material	Quantity
4	n/a	n/a
6	n/a	n/a
8	n/a	n/a
12	n/a	n/a
15	n/a	n/a

For the following three items, list the utility owned assets in each category.

SOLIDS PROCESSING AND HANDLING FACILITIES	Pecan WRF: Belt Press
DISINFECTION EQUIPMENT (Chlorinator, Ultra-Violet, Etc.)	Pecan WRF: Chlorinator
FILTRATION EQUIPMENT (Rapid Sand, Slow Sand, Activated Carbon, Etc.)	Pecan WRF: Cloth Filter
STRUCTURES (Buildings, Fences Etc)	Pecan WRF: Buildings, Fences
OTHER Laboratory Equipment, Tools, Vehicles, Standby Power Generators, Etc.	Power Generator, Tools

COMPANY NAME	EPCOR WATER
Name of System: San Tan	Wastewater Inventory Number (if applicable):

WASTEWATER FLOWS

MONTH/YEAR	NUMBER OF SERVICES	TOTAL MONTHLY SEWAGE FLOW (MG)	SEWAGE FLOW ON PEAK DAY (MG)
JANUARY	8,168	40.134	1.377
FEBRUARY	7,648	33.612	1.436
MARCH	6,885	33.312	1.330
APRIL	8,200	37.889	1.460
MAY	8,756	40.575	1.803
JUNE	9,595	40.974	1.688
JULY	8,514	38.563	1.489
AUGUST	8,161	38.616	1.507
SEPTEMBER	8,955	40.139	1.613
OCTOBER	9,298	41.354	1.521
NOVEMBER	8,557	39.068	1.639
DECEMBER	8,927	39.845	1.778

TOTALS -> 464.081

PROVIDE THE FOLLOWING INFORMATION AS APPLICABLE

Method of Effluent Disposal (leach field, surface water discharge, reuse, injection wells, groundwater recharge, evaporation ponds, etc.)	Reuse and recharge
Wastewater Inventory Number (all wastewater systems are assigned an inventory number) San Tan WRF	
Groundwater Permit Numbers	None
ADEQ Aquifer Protection Permit Number San Tan WRF	P-105325
ADEQ Reuse Permit Number San Tan WRF	R105412, R105728
EPA NPDES Permit Number	N/A

COMPANY NAME	EPCOR WATER
Name of System: San Tan	Wastewater Inventory Number (if applicable):

WASTEWATER FLOWS

MONTH/YEAR	NUMBER OF SERVICES	TOTAL MONTHLY SEWAGE FLOW (MG)	SEWAGE FLOW ON PEAK DAY (MG)
JANUARY	9,130	44.860	1.599
FEBRUARY	9,044	39.746	1.576
MARCH	9,110	44.080	1.577
APRIL	9,373	43.308	1.582
MAY	9,495	43.997	1.633
JUNE	8,917	38.077	1.606
JULY	9,850	44.611	1.895
AUGUST	8,884	42.036	1.714
SEPTEMBER	8,812	39.497	1.732
OCTOBER	6,522	29.009	1.409
NOVEMBER	6,067	27.699	1.195
DECEMBER	5,979	26.690	1.150

TOTALS -> 463.610

PROVIDE THE FOLLOWING INFORMATION AS APPLICABLE

Method of Effluent Disposal (leach field, surface water discharge, reuse, injection wells, groundwater recharge, evaporation ponds, etc.)	Reuse and recharge
Wastewater Inventory Number (all wastewater systems are assigned an inventory number) Section 11 WRF	105229
Groundwater Permit Numbers	
ADEQ Aquifer Protection Permit Number Section 11 WRF	P-105229
ADEQ Reuse Permit Number Section 11 WRF	R105412, R105728
EPA NPDES Permit Number	N/A

COMPANY NAME	EPCOR WATER
Name of System: San Tan	Wastewater Inventory Number (if applicable):

WASTEWATER FLOWS

MONTH/YEAR	NUMBER OF SERVICES	TOTAL MONTHLY SEWAGE FLOW (MG)	SEWAGE FLOW ON PEAK DAY (MG)
JANUARY	7,597	37.329	1.924
FEBRUARY	7,771	34.153	1.382
MARCH	7,832	37.894	1.385
APRIL	7,554	34.903	1.982
MAY	7,442	34.484	1.279
JUNE	7,879	33.646	1.259
JULY	7,373	33.393	1.979
AUGUST	8,183	38.720	1.412
SEPTEMBER	8,590	38.504	1.505
OCTOBER	7,248	32.237	1.391
NOVEMBER	8,246	37.650	1.514
DECEMBER	8,558	38.199	1.459

TOTALS -> 431.112

PROVIDE THE FOLLOWING INFORMATION AS APPLICABLE

Method of Effluent Disposal (leach field, surface water discharge, reuse, injection wells, groundwater recharge, evaporation ponds, etc.)	Reuse and recharge
Wastewater Inventory Number (all wastewater systems are assigned an inventory number) Anthem WRF	
Groundwater Permit Numbers	None
ADEQ Aquifer Protection Permit Number Anthem WRF	P-105646
ADEQ Reuse Permit Number Anthem WRF	R105412, R105728
EPA NPDES Permit Number	N/A

COMPANY NAME	EPCOR WATER
Name of System: San Tan	Wastewater Inventory Number (if applicable):

WASTEWATER FLOWS

MONTH/YEAR	NUMBER OF SERVICES	TOTAL MONTHLY SEWAGE FLOW at Plant (MG)	TOTAL MONTHLY SEWAGE FLOW Interconnects (MG)	SEWAGE FLOW ON PEAK DAY (MG)
JANUARY	17,645	86.700	0.000	3.220
FEBRUARY	18,195	75.102	4.865	3.053
MARCH	18,991	77.902	13.988	3.089
APRIL	17,827	69.013	13.359	2.533
MAY	17,359	67.406	13.030	2.505
JUNE	16,887	60.368	11.742	2.339
JULY	17,653	67.585	12.372	2.629
AUGUST	18,203	72.225	13.903	3.056
SEPTEMBER	17,209	63.672	13.465	2.627
OCTOBER	20,622	77.296	14.422	2.948
NOVEMBER	21,010	80.511	15.415	3.240
DECEMBER	20,836	77.669	15.336	2.911

TOTALS -> 875.449

PROVIDE THE FOLLOWING INFORMATION AS APPLICABLE

Method of Effluent Disposal (leach field, surface water discharge, reuse, injection wells, groundwater recharge, evaporation ponds, etc.)	Reuse and recharge
Wastewater Inventory Number (all wastewater systems are assigned an inventory number) Pecan WRF	
Groundwater Permit Numbers	None
ADEQ Aquifer Protection Permit Number Pecan WRF	P-105324
ADEQ Reuse Permit Number Pecan WRF	R105412, R105728
EPA NPDES Permit Number	N/A

EPCOR Water Arizona Inc.
DOCKET NO. WS-01303A-20-0177

Rate Case Expense Surcharge Recovery Reconciliation
 Balance at 12/31/2022

	<u>Sonoran</u> <u>Water</u>	<u>Paradise</u> <u>Valley Water</u>	<u>Sun City</u> <u>Water</u>	<u>Sun City</u> <u>West Water</u>	<u>Gateway</u> <u>Water (1)</u>	<u>North</u> <u>Mohave</u> <u>Water (2)</u>	<u>Totals</u>
Authorized Total Recovery	\$ 426,004	\$ 44,286	\$ 97,969	\$ 50,517	\$ 72,008	\$ 9,215	\$ 700,000
Written off						(9,215)	\$ (9,215)
Collections							
Jan-22	\$ -	\$ -	\$ -	\$ -	\$ -	\$ -	\$ -
Feb-22	-	-	-	-	-	-	-
Mar-22	(10,287)	(818)	(1,723)	(1,122)	(16)	-	(13,966)
Apr-22	(14,038)	(1,082)	(2,250)	(1,367)	(18)	-	(18,754)
May-22	(15,817)	(1,235)	(2,362)	(1,350)	(16)	-	(20,780)
Jun-22	(18,193)	(1,499)	(2,978)	(1,488)	(17)	-	(24,177)
Jul-22	(20,685)	(1,757)	(3,414)	(1,783)	(19)	-	(27,659)
Aug-22	(16,059)	(1,688)	(3,020)	(1,424)	(21)	-	(22,212)
Sep-22	(17,826)	(1,587)	(2,938)	(1,556)	(18)	-	(23,924)
Oct-22	(15,113)	(1,438)	(2,565)	(1,345)	(26)	-	(20,486)
Nov-22	(13,809)	(1,342)	(2,523)	(1,382)	(25)	-	(19,081)
Dec-22	(11,842)	(1,097)	(2,291)	(1,251)	(22)	-	(16,504)
Collections in 2022	\$ (153,670)	\$ (13,543)	\$ (26,065)	\$ (14,068)	\$ (198)	\$ -	\$ (207,543)
Amount Outstanding at December 2022	<u>\$ 272,334</u>	<u>\$ 30,743</u>	<u>\$ 71,905</u>	<u>\$ 36,449</u>	<u>\$ 71,810</u>	<u>\$ 0</u>	<u>\$ 483,242</u>

Note: (1) The Gateway Water District is comprised of the Arizona Gateway public water system customers in the former Mohave Water District. The surcharge rate was calculated based on the recovery amount allocated to Mohave Water District. The Company realizes this allocation will not be fully recovered.

(2) Decision No. 78439 authorized total rate case expense recovery of \$700,000 for the water districts in that rate case. The North Mohave Water District which was included in that rate case has since been condemned by the City of Bullhead. It had been allocated \$9,215 in Rate Case Expense recovery which has been removed from the recovery balances.

EPCOR Water Arizona Inc.
DOCKET NO. WS-02987A-20-0025 &
WS-01303A-20-0025

Rate Case Expense Surcharge Recovery Reconciliation
 Balance at 12/31/2022

	<u>San Tan</u> <u>Water</u>	<u>San Tan</u> <u>Wastewater</u>	<u>Totals</u>
Authorized Total Recovery	\$ 163,866	\$ 220,339	\$ 384,205
Collections			
Sep-22	\$ (5,306)	\$ (6,551)	\$ (11,858)
Oct-22	(5,322)	(6,572)	(11,894)
Nov-22	(5,346)	(6,593)	(11,939)
Dec-22	<u>(5,333)</u>	<u>(6,577)</u>	<u>(11,910)</u>
Collections in 2022	\$ (21,307)	\$ (26,293)	\$ (47,601)
Amount Outstanding at December 2022	<u>\$ 142,559</u>	<u>\$ 194,046</u>	<u>\$ 336,604</u>

PROPERTY TAXES

Amount of actual property taxes paid during Calendar Year 2022 was: \$6,090,307

Attach to this annual report proof (e.g. property tax bills stamped "paid in full" or copies of cancelled checks for property tax payments) if any and all property taxes paid during the calendar year.

If no property taxes paid, explain why. _____

**VERIFICATION
AND
SWORN STATEMENT**
Taxes

VERIFICATION

STATE OF ARIZONA

COUNTY OF (COUNTY NAME) Maricopa NAME (OWNER OR OFFICIAL) TITLE Gregory Barber, Controller COMPANY NAME EPCOR Water Arizona Inc.

I, THE UNDERSIGNED
OF THE

DO SAY THAT THIS ANNUAL UTILITY PROPERTY TAX AND SALES TAX REPORT TO THE ARIZONA COPORATION COMMISSION

FOR THE YEAR ENDING

MONTH	DAY	YEAR
12	31	2022

HAS BEEN PREPARED UNDER MY DIRECTION, FROM THE ORIGINAL BOOKS, PAPERS AND RECORDS OF SAID UTILITY; THAT I HAVE CAREFULLY EXAMINED THE SAME, AND DECLARE THE SAME TO BE A COMPLETE AND CORRECT STATEMENT OF BUSINESS AND AFFAIRS OF SAID UTILITY FOR THE PERIOD COVERED BY THIS REPORT IN RESPECT TO EACH AND EVERY MATTER AND THING SET FORTH, TO THE BEST OF MY KNOWLEDGE, INFORMATION AND BELIEF.

SWORN STATEMENT

I HEREBY ATTEST THAT ALL PROPERTY TAXES FOR SAID COMPANY ARE CORRECT AND PAID IN FULL.

I HEREBY ATTEST THAT ALL SALES TAXES FOR SAID COMPANY ARE CORRECT AND PAID IN FULL.


Greg Barber
SIGNATURE OF OWNER OR OFFICIAL
623 - 445 - 2414
TELEPHONE NUMBER

SUBSCRIBED AND SWORN TO BEFORE ME

A NOTARY PUBLIC IN AND FOR THE COUNTY OF

THIS 24 DAY OF

COUNTY NAME	<u>Maricopa</u>
MONTH	<u>April</u> 202 <u>3</u>



(SEAL)

MY COMMISSION EXPIRES 8/14/2026

Summer Brown
SIGNATURE OF NOTARY PUBLIC

**VERIFICATION
AND
SWORN STATEMENT (SEWER)
Intrastate Revenues Only**

VERIFICATION

STATE OF ARIZONA

I, THE UNDERSIGNED

OF THE

COUNTY OF (COUNTY NAME) Maricopa	
NAME (OWNER OR OFFICIAL) Gregory Barber	TITLE Controller
COMPANY NAME EPCOR Water Arizona Inc.	

DO SAY THAT THIS ANNUAL UTILITY REPORT TO THE ARIZONA COPORATION COMMISSION

FOR THE YEAR ENDING

MONTH 12	DAY 31	YEAR 2022
-------------	-----------	--------------

HAS BEEN PREPARED UNDER MY DIRECTION, FROM THE ORIGINAL BOOKS, PAPERS AND RECORDS OF SAID UTILITY; THAT I HAVE CAREFULLY EXAMINED THE SAME, AND DECLARE THE SAME TO BE A COMPLETE AND CORRECT STATEMENT OF BUSINESS AND AFFAIRS OF SAID UTILITY FOR THE PERIOD COVERED BY THIS REPORT IN RESPECT TO EACH AND EVERY MATTER AND THING SET FORTH, TO THE BEST OF MY KNOWLEDGE, INFORMATION AND BELIEF

SWORN STATEMENT

IN ACCORDANCE WITH THE REQUIREMENTS OF TITLE 40, ARTICLE 8, SECTION 40-401 ARIZONA REVISED STATUTES, IT IS HEREIN REPORTED THAT THE GROSS OPERATING REVENUE OF SAID UTILITY DERIVED FROM ARIZONA INTRASTATE UTILITY OPERATIONS DURING CALENDAR YEAR 2022 WAS:

Arizona IntraState Gross Operating Revenues Only (\$)
\$ <u>64,010,220</u>

(THE AMOUNT IN BOX ABOVE
INCLUDES \$ 243,390
IN SALES TAXES BILLED, OR COLLECTED

**REVENUE REPORTED ON THIS PAGE MUST INCLUDE SALES TAX BILLED OR COLLECTED. IF FOR ANY OTHER REASON, THE REVENUE REPORTED ABOVE DOES NOT AGREE WITH TOTAL OPERATING REVENUES ELSEWHERE REPORTED, ATTACH THOSE STATEMENTS THAT RECONCILE DIFFERENCE. (EXPLAIN IN DETAIL)

Gregory Barber

SIGNATURE OF OWNER OR OFFICIAL
623 - 445 - 2414

TELEPHONE NUMBER

SUBSCRIBED AND SWORN TO BEFORE ME

A NOTARY PUBLIC IN AND FOR THE COUNTY OF

THIS 24

DAY OF

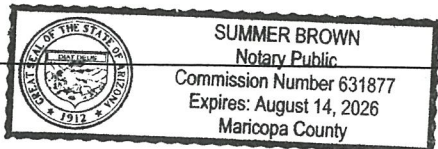
COUNTY NAME <u>Maricopa</u>
MONTH <u>April</u> <u>2023</u>

(SEAL)

MY COMMISSION EXPIRES 8/14/2026

Summer Brown

SIGNATURE OF NOTARY PUBLIC



**VERIFICATION
AND
SWORN STATEMENT
RESIDENTIAL REVENUE (SEWER)
Intrastate Revenues Only**

VERIFICATION

STATE OF ARIZONA

I, THE UNDERSIGNED

OF THE

COUNTY OF(COUNTY NAME) Maricopa	
NAME (OWNER OR OFFICIAL) Gregory Barber	TITLE Controller
COMPANY NAME EPCOR Water Arizona Inc.	

DO SAY THAT THIS ANNUAL UTILITY REPORT TO THE ARIZONA COPRORATION COMMISSION

FOR THE YEAR ENDING

MONTH	DAY	YEAR
12	31	2022

HAS BEEN PREPARED UNDER MY DIRECTION, FROM THE ORIGINAL BOOKS, PAPERS AND RECORDS OF SAID UTILITY; THAT I HAVE CAREFULLY EXAMINED THE SAME, AND DECLARE THE SAME TO BE A COMPLETE AND CORRECT STATEMENT OF BUSINESS AND AFFAIRS OF SAID UTILITY FOR THE PERIOD COVERED BY THIS REPORT IN RESPECT TO EACH AND EVERY MATTER AND THING SET FORTH, TO THE BEST OF MY KNOWLEDGE, INFORMATION AND BELIEF

SWORN STATEMENT

IN ACCORDANCE WITH THE REQUIREMENTS OF TITLE 40, ARTICLE 8, SECTION 40-401.01 ARIZONA REVISED STATUTES, IT IS HEREIN REPORTED THAT THE GROSS OPERATING REVENUE OF SAID UTILITY DERIVED FROM ARIZONA INTRASTATE UTILITY OPERATIONS RECEIVED FROM RESIDENTIAL CUSTOMERS DURING CALENDAR YEAR 2022 WAS:

Arizona IntraState Gross Operating Revenues Only (\$)
\$ <u>57,502,250</u>

(THE AMOUNT IN BOX AT LEFT INCLUDES \$ 223,767 IN SALES TAXES BILLED, OR COLLECTED

*RESIDENTIAL REVENUE REPORTED ON THIS PAGE MUST INCLUDE SALES TAXES BILLED.

Gregory Barber

SIGNATURE OF OWNER OR OFFICIAL

623 - 445 - 2414

TELEPHONE NUMBER

SUBSCRIBED AND SWORN TO BEFORE ME

A NOTARY PUBLIC IN AND FOR THE COUNTY OF

THIS 24

DAY OF

NOTARY PUBLIC NAME	<u>Summer Brown</u>
COUNTY NAME	<u>Maricopa</u>
MONTH	<u>April 2023</u>


(SEAL)

8/14/2026

MY COMMISSION EXPIRES

Summer Brown

SIGNATURE OF NOTARY PUBLIC



**VERIFICATION
AND
SWORN STATEMENT (WATER)
Intrastate Revenues Only**

VERIFICATION

STATE OF ARIZONA

I, THE UNDERSIGNED

OF THE

COUNTY OF(COUNTY NAME) Maricopa	
NAME (OWNER OR OFFICIAL) Gregory Barber	TITLE Controller
COMPANY NAME EPCOR Water Arizona Inc.	

DO SAY THAT THIS ANNUAL UTILITY REPORT TO THE ARIZONA CORPORATION COMMISSION

FOR THE YEAR ENDING

MONTH	DAY	YEAR
12	31	2022

HAS BEEN PREPARED UNDER MY DIRECTION, FROM THE ORIGINAL BOOKS, PAPERS AND RECORDS OF SAID UTILITY; THAT I HAVE CAREFULLY EXAMINED THE SAME, AND DECLARE THE SAME TO BE A COMPLETE AND CORRECT STATEMENT OF BUSINESS AND AFFAIRS OF SAID UTILITY FOR THE PERIOD COVERED BY THIS REPORT IN RESPECT TO EACH AND EVERY MATTER AND THING SET FORTH, TO THE BEST OF MY KNOWLEDGE, INFORMATION AND BELIEF


SWORN STATEMENT

IN ACCORDANCE WITH THE REQUIREMENTS OF TITLE 40, ARTICLE 8, SECTION 40-401 ARIZONA REVISED STATUTES, IT IS HEREIN REPORTED THAT THE GROSS OPERATING REVENUE OF SAID UTILITY DERIVED FROM ARIZONA INTRASTATE UTILITY OPERATIONS DURING CALENDAR YEAR 2022 WAS:

Arizona IntraState Gross Operating Revenues Only (\$)
\$ <u>146,174,764</u>

(THE AMOUNT IN BOX ABOVE
INCLUDES \$ 11,926,877
IN SALES TAXES BILLED, OR COLLECTED

**REVENUE REPORTED ON THIS PAGE MUST INCLUDE SALES TAX BILLED OR COLLECTED. IF FOR ANY OTHER REASON, THE REVENUE REPORTED ABOVE DOES NOT AGREE WITH TOTAL OPERATING REVENUES ELSEWHERE REPORTED, ATTACH THOSE STATEMENTS THAT RECONCILE DIFFERENCE. (EXPLAIN IN DETAIL)


SIGNATURE OF OWNER OR OFFICIAL
623-445-2414
TELEPHONE NUMBER

SUBSCRIBED AND SWORN TO BEFORE ME

A NOTARY PUBLIC IN AND FOR THE COUNTY OF

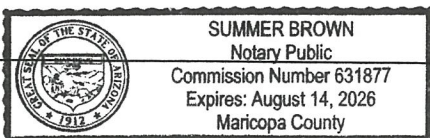
THIS 24 DAY OF

COUNTY NAME	<u>Maricopa</u>
MONTH	<u>April 2022</u>

(SEAL)


SIGNATURE OF NOTARY PUBLIC

MY COMMISSION EXPIRES 8/14/2026



**VERIFICATION
AND
SWORN STATEMENT
RESIDENTIAL REVENUE (WATER)
Intrastate Revenues Only**

VERIFICATION

STATE OF ARIZONA

I, THE UNDERSIGNED

OF THE

COUNTY OF (COUNTY NAME) Maricopa	
NAME (OWNER OR OFFICIAL) Gregory Barber	TITLE Controller
COMPANY NAME EPCOR Water Arizona Inc.	

DO SAY THAT THIS ANNUAL UTILITY REPORT TO THE ARIZONA CORPORATION COMMISSION

FOR THE YEAR ENDING

MONTH	DAY	YEAR
12	31	2022

HAS BEEN PREPARED UNDER MY DIRECTION, FROM THE ORIGINAL BOOKS, PAPERS AND RECORDS OF SAID UTILITY; THAT I HAVE CAREFULLY EXAMINED THE SAME, AND DECLARE THE SAME TO BE A COMPLETE AND CORRECT STATEMENT OF BUSINESS AND AFFAIRS OF SAID UTILITY FOR THE PERIOD COVERED BY THIS REPORT IN RESPECT TO EACH AND EVERY MATTER AND THING SET FORTH, TO THE BEST OF MY KNOWLEDGE, INFORMATION AND BELIEF

SWORN STATEMENT

IN ACCORDANCE WITH THE REQUIREMENTS OF TITLE 40, ARTICLE 8, SECTION 40-401.01 ARIZONA REVISED STATUTES, IT IS HEREIN REPORTED THAT THE GROSS OPERATING REVENUE OF SAID UTILITY DERIVED FROM ARIZONA INTRASTATE UTILITY OPERATIONS RECEIVED FROM RESIDENTIAL CUSTOMERS DURING CALENDAR YEAR 2022 WAS:

Arizona IntraState Gross Operating Revenues Only (\$)
\$ <u>112,313,906</u>

(THE AMOUNT IN BOX AT LEFT INCLUDES \$ 9,120,188 IN SALES TAXES BILLED, OR COLLECTED)

*RESIDENTIAL REVENUE REPORTED ON THIS PAGE MUST INCLUDE SALES TAXES BILLED.

Gregory Barber

SIGNATURE OF OWNER OR OFFICIAL

623 - 445 - 2414

TELEPHONE NUMBER

SUBSCRIBED AND SWORN TO BEFORE ME

A NOTARY PUBLIC IN AND FOR THE COUNTY OF

THIS 24

DAY OF

NOTARY PUBLIC NAME <u>Summer Brown</u>
COUNTY NAME <u>Maricopa</u>
MONTH <u>April</u> 2023

(SEAL)

MY COMMISSION EXPIRES 8/14/2026

Summer Brown
SIGNATURE OF NOTARY PUBLIC

