

ANNUAL REPORT

Of

Company Name: **Cloud Nine Water Company, Inc.**
96 Bel Aire Pl., Ste 140

Mailing Address: Sierra Vista AZ
85635

Docket No.: WS-02672A
For the Year Ended: 12/31/21

RECEIVED BY EMAIL
4/12/2022 1:47 PM
ARIZONA CORPORATION COMMISSION
UTILITIES DIVISION

WATER UTILITY

To

Arizona Corporation Commission

Due on April 15th

Email: Util-Compliance@azcc.gov, mail or deliver the completed Annual Report to:
Arizona Corporation Commission
Compliance Section - Utilities Division
1200 West Washington Street
Phoenix, Arizona 85007

Application Type: Original Filing
Application Date: 4/11/2022

ARIZONA CORPORATION COMMISSION
WATER UTILITY ANNUAL REPORT
Cloud Nine Water Company, Inc.
A Class Utility

For the Calendar Year Ended:

Primary Address:
City: State: Zip Code:

Telephone Number:

Date of Original Organization of Utility:

Person to whom correspondence should be addressed concerning this report:

Name:
Telephone No. :
Address:
City: State: Zip Code:
Email:

Owner

Name:
Telephone No. :
Address:
City: State: Zip Code:
Email:

On-Site Manager

Name:
Telephone No. :
Address:
City: State: Zip Code:
Email:

[Redacted Section Header]

Name:
Telephone No. :
Address:
City: State: Zip Code:
Email:

[Redacted Section Header]

Name:
Telephone No. :
Address:
City: State: Zip Code:
Email:

Ownership:

Counties Served:

Important changes during the year

N/A	For those companies not subject to the affiliated interest rules, has there been a change in ownership or direct control during the year?
If yes, please provide specific details in the box below.	

No	Has the company been notified by any other regulatory authorities during the year, that they are out of compliance?
If yes, please provide specific details in the box below.	

Cloud Nine Water Company, Inc.
Annual Report
Utility Plant in Service (Water)
12/31/21

Utility Plant in Service (Water)							
Account No.	Description	Beginning Year Original Cost	Current Year Additions	Current Year Retirements	Adjusted Original Cost	Accumulated Depreciation	OCLD (OC less AD)
301	Organization	\$50,000			\$50,000	\$37,604	\$12,396
302	Franchises				0		0
303	Land and Land Rights				0		0
304	Structures and Improvements	8,135			8,135	1,831	6,304
305	Collecting & Improving Reservoirs				0		0
306	Lake, River, Canal Intakes				0		0
307	Wells and Springs	66,727			66,727	22,868	43,859
308	Infiltration Galleries				0		0
309	Supply Mains				0		0
310	Power Generation Equipment				0		0
311	Pumping Equipment	77,283			77,283	32,910	44,373
320	Water Treatment Equipment				0		0
320.1	Water Treatment Plants				0		0
320.2	Solution Chemical Feeders				0		0
320.3	Point-of-Use Treatment Devices				0		0
330	Distribution Reservoirs and Standpipes				0		0
330.1	Storage Tanks	18,471			18,471	10,715	7,756
330.2	Pressure Tanks	0			0		0
331	Transmission and Distribution Mains				0		0
333	Services				0		0
334	Meters and Meter Installations				0		0
335	Hydrants				0		0
336	Backflow Prevention Devices				0		0
339	Other Plant and Misc. Equipment				0		0
340	Office Furniture and Equipment				0		0
340.1	Computer & Software				0		0
341	Transportation Equipment				0		0
342	Stores Equipment				0		0
343	Tools, Shop and Garage Equipment				0		0
344	Laboratory Equipment				0		0
345	Power Operated Equipment				0		0
346	Communication Equipment				0		0
347	Miscellaneous Equipment				0		0
348	Other Tangible Plant				0		0
	Totals	\$220,616	\$0	\$0	\$220,616	\$105,928	\$114,688

Cloud Nine Water Company, Inc.
Annual Report
Depreciation Expense for the Current Year (Water)
12/31/21

Depreciation Expense for the Current Year (Water)									
Account No.	Description	Beginning Year Original Cost	Current Year Additions	Current Year Retirements	Adjusted Original Cost	Fully Depreciated/Non-depreciable Plant	Depreciable Plant	Depreciation Percentages	Depreciation Expense
301	Organization	\$50,000	\$0	\$0	\$50,000		\$50,000	2.50%	\$1,250
302	Franchises	0	0	0	0		0		0
303	Land and Land Rights	0	0	0	0		0		0
304	Structures and Improvements	8,135	0	0	8,135		8,135	5.00%	407
305	Collecting & Improving Reservoirs	0	0	0	0		0		0
306	Lake, River, Canal Intakes	0	0	0	0		0		0
307	Wells and Springs	66,727	0	0	66,727		66,727	4.67%	3,113
308	Infiltration Galleries	0	0	0	0		0		0
309	Supply Mains	0	0	0	0		0		0
310	Power Generation Equipment	0	0	0	0		0		0
311	Pumping Equipment	77,283	0	0	77,283		77,283	4.72%	3,645
320	Water Treatment Equipment	0	0	0	0		0		0
320.1	Water Treatment Plants	0	0	0	0		0		0
320.2	Solution Chemical Feeders	0	0	0	0		0		0
320.3	Point-of-Use Treatment Devices	0	0	0	0		0		0
330	Distribution Reservoirs and Standpipes	0	0	0	0		0		0
330.1	Storage Tanks	18,471	0	0	18,471		18,471	4.00%	739
330.2	Pressure Tanks	0	0	0	0		0	0.00%	0
331	Transmission and Distribution Mains	0	0	0	0		0		0
333	Services	0	0	0	0		0		0
334	Meters and Meter Installations	0	0	0	0		0		0
335	Hydrants	0	0	0	0		0		0
336	Backflow Prevention Devices	0	0	0	0		0		0
339	Other Plant and Misc. Equipment	0	0	0	0		0		0
340	Office Furniture and Equipment	0	0	0	0		0		0
340.1	Computer & Software	0	0	0	0		0		0
341	Transportation Equipment	0	0	0	0		0		0
342	Stores Equipment	0	0	0	0		0		0
343	Tools, Shop and Garage Equipment	0	0	0	0		0		0
344	Laboratory Equipment	0	0	0	0		0		0
345	Power Operated Equipment	0	0	0	0		0		0
346	Communication Equipment	0	0	0	0		0		0
347	Miscellaneous Equipment	0	0	0	0		0		0
348	Other Tangible Plant	0	0	0	0		0		0
	Subtotal	\$220,616	\$0	\$0	\$220,616	\$0	\$220,616		\$9,153

Contribution(s) in Aid of Construction (Gross)
Less: Non Amortizable Contribution(s)
Fully Amortized Contribution(s)
Amortizable Contribution(s)
Times: Proposed Amortization Rate
Amortization of CIAC

\$0
4.15%
\$0

Less: Amortization of CIAC

DEPRECIATION EXPENSE

Cloud Nine Water Company, Inc.
 Annual Report
 Balance Sheet Assets
 12/31/21

Balance Sheet Assets				
	Assets		Balance at Beginning of Year (2021)	Balance at End of Year (2021)
Account No.	Current and Accrued Assets			
131	Cash		\$3,259	\$3,246
134	Working Funds			
135	Temporary Cash Investments			
141	Customer Accounts Receivable		1,285	1,433
146	Notes Receivable from Associated Companies			
151	Plant Material and Supplies			
162	Prepayments			
174	Miscellaneous Current and Accrued Assets			
	Total Current and Accrued Assets		\$4,544	\$4,679
Account No.	Fixed Assets			
101	Utility Plant in Service*		\$220,616	\$220,616
103	Property Held for Future Use			
105	Construction Work in Progress			
108	Accumulated Depreciation (enter as negative)*		(96,774)	(105,928)
121	Non-Utility Property			
122	Accumulated Depreciation - Non Utility			
	Total Fixed Assets		\$123,842	\$114,688
	Total Assets		\$128,386	\$119,367

*Note these items feed automatically from AR3 UPIS Page 4

Cloud Nine Water Company, Inc.
Annual Report
Balance Sheet Liabilities and Owners Equity

Balance Sheet Liabilities and Owners Equity				
	Liabilities		Balance at Beginning of Year (2021)	Balance at End of Year (2021)
Account No.	Current Liabilities			
231	Accounts Payable			
232	Notes Payable (Current Portion)			
234	Notes Payable to Associated Companies		44,467	38,675
235	Customer Deposits			
236	Accrued Taxes		82	60
237	Accrued Interest			
242	Miscellaneous Current and Accrued Liabilities			
	Total Current Liabilities		\$44,549	\$38,735
	Long Term Debt			
224	Long Term Debt (Notes and Bonds)			
	Deferred Credits			
251	Unamortized Premium on Debt			
252	Advances in Aid of Construction			
255	Accumulated Deferred Investment Tax Credits			
271	Contributions in Aid of Construction			
272	Less: Amortization of Contributions			
281	Accumulated Deferred Income Tax			
	Total Deferred Credits		\$0	\$0
	Total Liabilites		\$44,549	\$38,735
	Capital Accounts			
201	Common Stock Issued		\$200,000	\$200,000
211	Other Paid-In Capital		236,721	246,031
215	Retained Earnings		(352,884)	(365,399)
218	Proprietary Capital (Sole Props and Partnerships)			
	Total Capital		\$83,837	\$80,632
	Total Liabilities and Capital		\$128,386	\$119,367

Note: Total liabilities and Capital must match total assets for the beginning and end of the year!

Cloud Nine Water Company, Inc.
Annual Report
Water Comparative Income Statement
12/31/21

Water Comparative Income Statement			
Account No.	Calendar Year	Current Year 01/01/2021 - 12/31/2021	Last Year 01/01/2020 - 12/31/2020
	Operating Revenue		
461	Metered Water Revenue	\$10,131	\$12,083
460	Unmetered Water Revenue	96	96
462	Fire Protection Revenue		
469	Guaranteed Revenues (Surcharges)		
471	Miscellaneous Service Revenues	1,045	938
474	Other Water Revenue		
	Total Revenues	\$11,272	\$13,117
	Operating Expenses		
601	Salaries and Wages		
604	Employee Pensions and Benefits		
610	Purchased Water		0
615	Purchased Power	9,895	10,755
618	Chemicals		
620	Materials and Supplies		
620.1	Repairs and Maintenance	690	147
620.2	Office Supplies and Expense		
630	Contractual Services		
631	Contractual Services - Engineering		
632	Contractual Services - Accounting	1,340	1,310
633	Contractual Services - Legal		
634	Contractual Services - Management Fees		
635	Contractual Services - Water Testing	3,465	3,959
636	Contractual Services - Other		
640	Rents		
641	Rental of Building/Real Property		
642	Rental of Equipment		
650	Transportation Expenses		
657	Insurance - General Liability	918	1,021
657.1	Insurance - Health and Life		
665	Regulatory Commission Expense - Rate		
670	Bad Debt Expense	171	
675	Miscellaneous Expense	828	486
403	Depreciation Expense (From Schedule AR4)	9,153	16,287
408	Taxes Other Than Income		
408.11	Property Taxes	1,602	1,706
409	Income Taxes		
427.1	Customer Security Deposit Interest		
	Total Operating Expenses	\$28,062	\$35,671
	Operating Income / (Loss)	(\$16,790)	(\$22,554)
	Other Income / (Expense)		
419	Interest and Dividend Income		
421	Non-Utility Income		
426	Miscellaneous Non-Utility (Expense)		
427	Interest (Expense)		
	Total Other Income / (Expense)	\$0	\$0
	Net Income / (Loss)	(\$16,790)	(\$22,554)

Cloud Nine Water Company, Inc.
 Annual Report
 Full time equivalent employees
 12/31/21

Full time equivalent employees

	Direct Company	Allocated	Outside service	Total
President				0.0
Vice-president				0.0
Manager				0.0
Engineering Staff				0.0
System Operator(s)				0.0
Meter reader				0.0
Customer Service				0.0
Accounting				0.0
Business Office				0.0
Rates Department				0.0
Administrative Staff				0.0
Other				0.0
Total	0.0	0.0	0.0	0.0

Cloud Nine Water Company, Inc.
 Annual Report
 Supplemental Financial Data (Long-Term Debt)
 12/31/21

Supplemental Financial Data (Long-Term Debt)				
	Loan #1	Loan #2	Loan #3	Loan #4
Date Issued				
Source of Loan				
ACC Decision No.				
Reason for Loan				
Dollar Amt. Issued				
Amount Outstanding				
Date of Maturity				
Interest Rate				
Current Year Interest				
Current Year Principal				

Meter Deposit Balance at Test Year End:

Meter Deposits Refunded During the Test Year:

List all bonds, notes, loans, and other types of indebtedness in which the proceeds were used in the provision of public utility service. Indebtedness incurred for personal uses by the owner of the utility should not be listed. Input 0 or none if there is nothing to report for that cell.

Well and Water Usage											
Name of the System:		CLOUD NINE WATER CO INC									
ADEQ Public Water System Number:		AZ0402009									
ADWR PCC Number:		91-000030.0000									
Well registry 55# (55-XXXXXX):	Pump Horsepower	Pump Yield (gpm)	Casing Depth (feet)	Casing Diameter (inches)	Pump Motor Type **	Year Drilled	Water level 2011	Water level 2021	Meter Size (inches)	How measured:	Active
55-551938	3	160	368	8	Submersible						
55-807101	40	250	554	10	Submersible						

Name of system water delivered to: _____

ADWR PCC Number: _____

Source of water delivered to another system: _____

Name of system water received from: _____

ADWR PCC Number: _____

Source of water received: _____

Well registry 55# (55-XXXXXX): _____

Month	Water withdrawn (gallons) ¹	Water sold (gallons) ²	Water delivered (sold) to other systems (gallons) ³	Water received (purchased) from other systems (gallons) ⁴	Estimated authorized use (gallons) ⁵	Purchased Power Expense ⁶	Purchased Power (kWh) ⁷
January	2,482,900.00		0.00	0.00		\$514	9,480
February	1,593,400.00		0.00	0.00		1,175	8,803
March	1,584,800.00		0.00	0.00		793	5,643
April	1,612,600.00		0.00	0.00		829	4,080
May	2,016,000.00		0.00	0.00		896	4,429
June	1,336,500.00		0.00	0.00		904	4,777
July	1,526,400.00		0.00	0.00		860	4,532
August	1,699,300.00		0.00	0.00		777	4,237
September	1,633,400.00		0.00	0.00		921	5,667
October	1,574,700.00		0.00	0.00		877	4,393
November	1,587,700.00		0.00	0.00		692	4,544
December	1,428,700.00		0.00	0.00		658	4,285
Totals	20,076,400.00	0.00	0.00	0.00	0.00	\$9,896	64,870

If applicable, in the space below please provide a description for all un-metered water use along with amounts:

1 Water withdrawn - Total gallons of water withdrawn from pumped sources.
 2 Water sold - Total gallons from customer meters, and other sales such as construction water.
 3 Water delivered (sold) to other systems - Total gallons of water delivered to other systems.
 4 Water received (purchased) from other systems - Total gallons of water purchased/received from other systems.
 5 Estimated authorized use - Total estimated gallons from authorized metered or unmetered use. Authorized uses such as flushing (mains, services and hydrants) draining/cleaning tanks, process, construction, fire fighting, etc. Non-authorized use (real losses) are service line breaks and leaks, water main breaks, meter inaccuracies and theft.
 6 Enter the total purchased power costs for the power meters associated with this system.
 7 Enter the total purchased kWh used by the power meters associated with this system.

Water Utility Plant Description			
Name of the System:	CLOUD NINE WATER CO INC		
ADEQ Public Water System Number:	AZ0402009		
ADWR PCC Number:	91-000030.0000		

MAINS		
Sizes (inches)	Material	Length (feet)
6.00	Transite	unknown

CUSTOMER METERS			
Size (inches)	Quantity	Percent over 1,000,000 gallons	Percent over 10 years old
0.75	45		
1	9		

SERVICE LINES			
Material	Percent of system	Year installed	
PEX	unknown		
Galvanized steel	unknown		

BOOSTER PUMPS		
Horsepower	GPM	Quantity
15	unknown	1
10	unknown	1

FIRE HYDRANTS	
Type	Quantity
Standard *	4
Other	

STORAGE TANKS			
Capacity (gallons)	Material	Quantity	Year installed
300,000	iron	1	

PRESSURE/BLADDER TANKS			
Capacity (gallons)	Material	Quantity	Year installed
5,000	iron	2	

* A standard fire hydrant has two 2.5 inch hose connection nozzles with 7.5 threads per inch, and one 4.5 inch pumper connection nozzle with 4 threads per inch.

Water Utility Plant Description (Continued)

For the following three items, list the utility owned assets in each category for each system.

TREATMENT EQUIPMENT:	Auto-chlorinators (2)
STRUCTURES:	Area fencing
OTHER:	

Provide a calculation used to determine the value of one water equivalent residential connection (ERC).

Use one of the following methods:

- (a) If actual flow data are available from the preceding 12 months, divide the total annual single family residence (SFR) gallons sold by the average number of single family residence customers for the same period and divide the result by
- (b) If no historical flow data are available, use:

$$ERC = (\text{Total SFR gallons sold (Omit 000)} / 365 \text{ days} / 350 \text{ gallons per day})$$

ERC

Method used:

Customer and Other Information	
Name of the System:	CLOUD NINE WATER CO INC
ADEQ Public Water System Number:	AZ0402009
ADWR PCC Number:	91-000030.0000

Month	Number of Customers				Other Non-Residential
	Single-Family	Multi-Family	Commercial	Turf/Irrigation	
January	37		10		
February	36		11		
March	37		11		
April	37		11		
May	37		11		
June	37		11		
July	37		11		
August	37		11		
September	37		11		
October	38		11		
November	38		11		
December	38		11		

If the system has fire hydrants, what is the fire flow requirements? GPM for hrs.

Does the system have chlorination treatment? Yes

Does the Company have an ADWR Gallons Per Capita Per Day (GPCPD) requirement? No
 If yes, provide the GPCPD amount:

Is the Water Utility located in an ADWR Active Management Area (AMA)? No
 If yes, which AMA?

What is the present system connection capacity (in ERCs *) using existing lines?

What is the future system connection capacity (in ERCs *) upon service area buildout?

Describe any plans and estimated completion dates for any enlargements or improvements of this system.

* an ERC is based on the calculation on the bottom of AR9 page 12.

Cloud Nine Water Company, Inc.
 Annual Report
 Utility Shutoffs / Disconnects
 12/31/21

Utility Shutoffs / Disconnects	
Name of the System:	CLOUD NINE WATER CO INC
ADEQ Public Water System Number:	AZ0402009
ADWR PCC Number:	91-000030.0000

Month	Termination without Notice R14-2-410.B	Termination with Notice R14-2-410.C	Other
January			0
February			1
March			0
April			0
May			0
June			0
July			0
August			0
September			0
October			0
November			1
December			0
Total	0	0	2

Other (description):

Other is customer requested shut-offs

Instructions: Fill out the Grey Cells with the relevent information. Input 0 or none if there is nothing recorded in that account or there is no applicable information to report.

Cloud Nine Water Company, Inc.
Annual Report
Property Taxes
12/31/21

Property Taxes

Amount of actual property taxes paid during Calendar Year 2021 was

\$1,602

If no property taxes paid, explain why.

Grey Cell

Instructions: Fill out the Grey Cells with the relevant information. Input 0 or none if there is nothing recorded in that account or there is no applicable information to report.

Cloud Nine Water Company, Inc.
Annual Report
Verification and Sworn Statement (Taxes)
12/31/21

Verification and Sworn Statement (Taxes)

Verification: State of California I, the undersigned of the
(state name)

County of (county name): Other
Name (owner or official) title: Andrew Stokes, Controller
Company name: Cloud Nine Water Company, Inc.


DO SAY THAT THIS ANNUAL UTILITY PROPERTY TAX AND SALES TAX REPORT TO THE ARIZONA CORPORATION COMMISSION.

FOR THE YEAR ENDING: 12/31/21

HAS BEEN PREPARED UNDER MY DIRECTION, FROM THE ORIGINAL BOOKS, PAPERS AND RECORDS OF SAID UTILITY; THAT I HAVE CAREFULLY EXAMINED THE SAME, AND DECLARE THE SAME TO BE A COMPLETE AND CORRECT STATEMENT OF BUSINESS AND AFFAIRS OF SAID UTILITY FOR THE PERIOD COVERED BY THIS REPORT IN RESPECT TO EACH AND EVERY MATTER AND THING SET FORTH, TO THE BEST OF MY KNOWLEDGE, INFORMATION AND BELIEF.

Sworn Statement: I HEREBY ATTEST THAT ALL PROPERTY TAXES FOR SAID COMPANY ARE CURRENT AND PAID IN FULL.

I HEREBY ATTEST THAT ALL SALES TAXES FOR SAID COMPANY ARE CURRENT AND PAID IN FULL.


signature of owner/official

520-458-1311
telephone no.

SUBSCRIBED AND SWORN TO BEFORE ME A NOTARY PUBLIC
IN AND FOR THE COUNTY

THIS _____ DAY OF _____
(month) and (year)

MY COMMISSION EXPIRES _____
(date)

SEE JOURNAL 
(signature of notary public)

Verification and Sworn Statement

Verification:

State of California I, the undersigned of the
(state name)
County of (county name): Other
Name (owner or official) title: Andrew Stokes, Controller
Company name: Cloud Nine Water Company, Inc.

DO SAY THAT THIS ANNUAL UTILITY PROPERTY TAX AND SALES TAX REPORT TO THE ARIZONA CORPORATION COMMISSION.

FOR THE YEAR ENDING: 12/31/21

HAS BEEN PREPARED UNDER MY DIRECTION, FROM THE ORIGINAL BOOKS, PAPERS AND RECORDS OF SAID UTILITY; THAT I HAVE CAREFULLY EXAMINED THE SAME, AND DECLARE THE SAME TO BE A COMPLETE AND CORRECT STATEMENT OF BUSINESS AND AFFAIRS OF SAID UTILITY FOR THE PERIOD COVERED BY THIS REPORT IN RESPECT TO EACH AND EVERY MATTER AND THING SET FORTH, TO THE BEST OF MY KNOWLEDGE, INFORMATION AND BELIEF.


Sworn Statement: IN ACCORDANCE WITH THE REQUIREMENTS OF TITLE 40, ARTICLE 8, SECTION 40-401, ARIZONA REVISED STATUTES, IT IS HEREIN REPORTED THAT THE GROSS OPERATING REVENUE OF SAID UTILITY DERIVED FROM ARIZONA INTRASTATE UTILITY OPERATIONS DURING THE CALENDAR YEAR WAS:

Arizona Intrastate Gross Operating Revenues Only (\$)

\$11,055

(The amount in the box above includes

\$828 in sales taxes
billed or collected)


signature of owner/official

520-458-1311
telephone no.

SUBSCRIBED AND SWORN TO BEFORE ME A NOTARY PUBLIC
IN AND FOR THE COUNTY

THIS _____ DAY OF _____ (county name)
_____ (month) and (year)

MY COMMISSION EXPIRES _____ (date)

SEE JURAT



(signature of notary public)

California Jurat Certificate

A notary public or other officer completing this certificate verifies only the identity of the individual who signed the document to which this certificate is attached, and not the truthfulness, accuracy, or validity of that document.

State of California

County of Marin

} s.s.


Subscribed and sworn to (or affirmed) before me on this 12th day of April,
Month

2022, by Andrew Stokes and
Name of Signer (1)

[Signature] proved to me on the basis of
Name of Signer (2)

satisfactory evidence to be the person(s) who appeared before me.

[Signature]
Signature of Notary Public



Seal

For other required information (Notary Name, Commission No. etc.)

OPTIONAL INFORMATION

Although the information in this section is not required by law, it could prevent fraudulent removal and reattachment of this jurat to an unauthorized document and may prove useful to persons relying on the attached document.

Description of Attached Document

The certificate is attached to a document titled/for the purpose of

containing _____ pages, and dated _____

Additional Information

Method of Affiant Identification

Proved to me on the basis of satisfactory evidence:
 form(s) of identification credible witness(es)

Notarial event is detailed in notary journal on:

Page # _____ Entry # _____

Notary contact: _____

Other

Affiant(s) Thumbprint(s) Describe: _____

Verification and Sworn Statement (Residential Revenue)

Verification:

State of California I, the undersigned of the
(state name)

County of (county name): Other
Name (owner or official) title: Andrew Stokes, Controller
Company name: Cloud Nine Water Company, Inc.

DO SAY THAT THIS ANNUAL UTILITY PROPERTY TAX AND SALES TAX REPORT TO THE ARIZONA CORPORATION COMMISSION.

FOR THE YEAR ENDING: 12/31/21

HAS BEEN PREPARED UNDER MY DIRECTION, FROM THE ORIGINAL BOOKS, PAPERS AND RECORDS OF SAID UTILITY; THAT I HAVE CAREFULLY EXAMINED THE SAME, AND DECLARE THE SAME TO BE A COMPLETE AND CORRECT STATEMENT OF BUSINESS AND AFFAIRS OF SAID UTILITY FOR THE PERIOD COVERED BY THIS REPORT IN RESPECT TO EACH AND EVERY MATTER AND THING SET FORTH, TO THE BEST OF MY KNOWLEDGE, INFORMATION AND BELIEF.


Sworn Statement: IN ACCORDANCE WITH THE REQUIREMENTS OF TITLE 40, ARTICLE 8, SECTION 40-401, ARIZONA REVISED STATUTES, IT IS HEREIN REPORTED THAT THE GROSS OPERATING REVENUE OF SAID UTILITY DERIVED FROM ARIZONA INTRASTATE UTILITY OPERATIONS RECEIVED FROM RESIDENTIAL CUSTOMERS DURING THE CALENDAR YEAR WAS:

Arizona Intrastate Gross Operating Revenues Only (\$)

\$6,858

(The amount in the box above includes

\$514 in sales taxes
billed or collected)


signature of owner/official

520-458-1311
telephone no.

SUBSCRIBED AND SWORN TO BEFORE ME A NOTARY PUBLIC
IN AND FOR THE COUNTY

(county name)

THIS


DAY OF

(month) and (year)

MY COMMISSION EXPIRES

(date)

SEE JURA7


(signature of notary public)

