

ANNUAL REPORT

Of

Company Name: **Cloud Nine Water Company, Inc.**
96 Bel Aire Pl., Ste 140

Mailing Address: **Sierra Vista AZ**
85635

Docket No.: **WS-02672A**
For the Year Ended: **12/31/20**

RECEIVED
UTILITIES DIVISION
2021 APR -6 A 11:04
ARIZONA CORPORATION
COMMISSION

WATER UTILITY

To

Arizona Corporation Commission

Due on April 15th

Email: Util-Compliance@azcc.gov, mail or deliver the completed Annual Report to:
Arizona Corporation Commission
Compliance Section - Utilities Division
1200 West Washington Street
Phoenix, Arizona 85007

Application Type: **Original Filing**
Application Date: **3/24/2021**

ARIZONA CORPORATION COMMISSION
WATER UTILITY ANNUAL REPORT
Cloud Nine Water Company, Inc.
A Class Utility

For the Calendar Year Ended:

Primary Address:
City: State: Zip Code:

Telephone Number:

Date of Original Organization of Utility:

Person to whom correspondence should be addressed concerning this report:

Name:
Telephone No. :
Address:
City: State: Zip Code:
Email:

Name:
Telephone No. :
Address:
City: State: Zip Code:
Email:

Name:
Telephone No. :
Address:
City: State: Zip Code:
Email:

Name:
Telephone No. :
Address:
City: State: Zip Code:
Email:

Name:
Telephone No. :
Address:
City: State: Zip Code:
Email:

Ownership:

Counties Served:

Important changes during the year

N/A	For those companies not subject to the affiliated interest rules, has there been a change in ownership or direct control during the year?
If yes, please provide specific details in the box below.	
n/a	

N/A	Has the company been notified by any other regulatory authorities during the year, that they are out of compliance?
If yes, please provide specific details in the box below.	

Utility Plant in Service (Water)							
Account No.	Description	Beginning Year Original Cost	Current Year Additions	Current Year Retirements	Adjusted Original Cost	Accumulated Depreciation	OCLD (OC less AD)
301	Organization	\$50,000			\$50,000	\$36,354	\$13,646
302	Franchises				0		0
303	Land and Land Rights				0		0
304	Structures and Improvements	8,135			8,135	1,424	6,711
305	Collecting & Improving Reservoirs				0		0
306	Lake, River, Canal Intakes				0		0
307	Wells and Springs	66,727			66,727	19,755	46,972
308	Infiltration Galleries				0		0
309	Supply Mains				0		0
310	Power Generation Equipment				0		0
311	Pumping Equipment	70,151	7,132		77,283	29,265	48,018
320	Water Treatment Equipment				0		0
320.1	Water Treatment Plants				0		0
320.2	Solution Chemical Feeders				0		0
320.3	Point-of-Use Treatment Devices				0		0
330	Distribution Reservoirs and Standpipes				0		0
330.1	Storage Tanks				0		0
330.2	Pressure Tanks	18,471			18,471	9,976	8,495
331	Transmission and Distribution Mains				0		0
333	Services				0		0
334	Meters and Meter Installations				0		0
335	Hydrants				0		0
336	Backflow Prevention Devices				0		0
339	Other Plant and Misc. Equipment				0		0
340	Office Furniture and Equipment				0		0
340.1	Computer & Software				0		0
341	Transportation Equipment				0		0
342	Stores Equipment				0		0
343	Tools, Shop and Garage Equipment				0		0
344	Laboratory Equipment				0		0
345	Power Operated Equipment				0		0
346	Communication Equipment				0		0
347	Miscellaneous Equipment				0		0
348	Other Tangible Plant				0		0
	Totals	\$213,484	\$7,132	\$0	\$220,616	\$96,774	\$123,842

Cloud Nine Water Company, Inc.
Annual Report
Depreciation Expense for the Current Year (Water)
12/31/20

Depreciation Expense for the Current Year (Water)									
Account No.	Description	Beginning Year Original Cost	Current Year Additions	Current Year Retirements	Adjusted Original Cost	Fully Depreciated/Non-depreciable Plant	Depreciable Plant	Depreciation Percentages	Depreciation Expense
301	Organization	\$50,000	\$0	\$0	\$50,000		\$50,000	2.50%	\$1,250
302	Franchises	0	0	0	0		0		0
303	Land and Land Rights	0	0	0	0		0		0
304	Structures and Improvements	8,135	0	0	8,135		8,135	5.00%	407
305	Collecting & Improving Reservoirs	0	0	0	0		0		0
306	Lake, River, Canal Intakes	0	0	0	0		0		0
307	Wells and Springs	66,727	0	0	66,727		66,727	4.67%	3,113
308	Infiltration Galleries	0	0	0	0		0		0
309	Supply Mains	0	0	0	0		0		0
310	Power Generation Equipment	0	0	0	0		0		0
311	Pumping Equipment	70,151	7,132	0	77,283		77,283	14.62%	10,778
320	Water Treatment Equipment	0	0	0	0		0		0
320.1	Water Treatment Plants	0	0	0	0		0		0
320.2	Solution Chemical Feeders	0	0	0	0		0		0
320.3	Point-of-Use Treatment Devices	0	0	0	0		0		0
330	Distribution Reservoirs and Standpipes	0	0	0	0		0		0
330.1	Storage Tanks	0	0	0	0		0		0
330.2	Pressure Tanks	18,471	0	0	18,471		18,471	4.00%	739
331	Transmission and Distribution Mains	0	0	0	0		0		0
333	Services	0	0	0	0		0		0
334	Meters and Meter Installations	0	0	0	0		0		0
335	Hydrants	0	0	0	0		0		0
336	Backflow Prevention Devices	0	0	0	0		0		0
339	Other Plant and Misc. Equipment	0	0	0	0		0		0
340	Office Furniture and Equipment	0	0	0	0		0		0
340.1	Computer & Software	0	0	0	0		0		0
341	Transportation Equipment	0	0	0	0		0		0
342	Stores Equipment	0	0	0	0		0		0
343	Tools, Shop and Garage Equipment	0	0	0	0		0		0
344	Laboratory Equipment	0	0	0	0		0		0
345	Power Operated Equipment	0	0	0	0		0		0
346	Communication Equipment	0	0	0	0		0		0
347	Miscellaneous Equipment	0	0	0	0		0		0
348	Other Tangible Plant	0	0	0	0		0		0
	Subtotal	\$213,484	\$7,132	\$0	\$220,616	\$0	\$220,616		\$16,287

Contribution(s) in Aid of Construction (Gross)
Less: Non Amortizable Contribution(s)
Fully Amortized Contribution(s)
Amortizable Contribution(s)
Times: Proposed Amortization Rate
Amortization of CIAC

\$0
7.38%
\$0

Less: Amortization of CIAC

DEPRECIATION EXPENSE

Cloud Nine Water Company, Inc.
Annual Report
Balance Sheet Assets
12/31/20

Balance Sheet Assets				
	Assets		Balance at Beginning of Year (2020)	Balance at End of Year (2020)
Account No.	Current and Accrued Assets			
131	Cash		\$1,673	\$3,259
134	Working Funds			
135	Temporary Cash Investments			
141	Customer Accounts Receivable		1,506	1,285
146	Notes Receivable from Associated Companies			
151	Plant Material and Supplies			
162	Prepayments			
174	Miscellaneous Current and Accrued Assets			
	Total Current and Accrued Assets		\$3,179	\$4,544
Account No.	Fixed Assets			
101	Utility Plant in Service*		\$213,484	\$220,616
103	Property Held for Future Use			
105	Construction Work in Progress			
108	Accumulated Depreciation (enter as negative)*		(80,488)	(96,774)
121	Non-Utility Property			
122	Accumulated Depreciation - Non Utility			
	Total Fixed Assets		\$132,996	\$123,842
	Total Assets		\$136,175	\$128,386

*Note these items feed automatically from AR3 UPIS Page 4

Cloud Nine Water Company, Inc.
Annual Report
Balance Sheet Liabilities and Owners Equity

Balance Sheet Liabilities and Owners Equity				
	Liabilities		Balance at Beginning of Year (2020)	Balance at End of Year (2020)
Account No.	Current Liabilities			
231	Accounts Payable			
232	Notes Payable (Current Portion)			
234	Notes Payable to Associated Companies		37,335	44,467
235	Customer Deposits			
236	Accrued Taxes		98	82
237	Accrued Interest			
242	Miscellaneous Current and Accrued Liabilities			
	Total Current Liabilities		\$37,433	\$44,549
	Long Term Debt			
224	Long Term Debt (Notes and Bonds)			
	Deferred Credits			
251	Unamortized Premium on Debt			
252	Advances in Aid of Construction			
255	Accumulated Deferred Investment Tax Credits			
271	Contributions in Aid of Construction			
272	Less: Amortization of Contributions			
281	Accumulated Deferred Income Tax			
	Total Deferred Credits		\$0	\$0
	Total Liabilities		\$37,433	\$44,549
	Capital Accounts			
201	Common Stock Issued		\$200,000	\$200,000
211	Other Paid-In Capital		234,693	236,721
215	Retained Earnings		(335,951)	(352,884)
218	Proprietary Capital (Sole Props and Partnerships)			
	Total Capital		\$98,742	\$83,837
	Total Liabilities and Capital		\$136,175	\$128,386

Note: Total liabilities and Capital must match total assets for the beginning and end of the year!

Cloud Nine Water Company, Inc.
Annual Report
Water Comparative Income Statement
12/31/20

Water Comparative Income Statement			
Account No.	Calendar Year	Current Year 01/01/2020 - 12/31/2020	Last Year 01/01/2019 - 12/31/2019
	Operating Revenue		
461	Metered Water Revenue	\$12,083	\$12,071
460	Unmetered Water Revenue	96	96
462	Fire Protection Revenue	0	0
469	Guaranteed Revenues (Surcharges)	0	0
471	Miscellaneous Service Revenues	938	1,226
474	Other Water Revenue	0	0
	Total Revenues	\$13,117	\$13,393
	Operating Expenses		
601	Salaries and Wages	\$0	\$0
604	Employee Pensions and Benefits	0	0
610	Purchased Water	0	0
615	Purchased Power	10,755	13,033
618	Chemicals	0	0
620	Materials and Supplies	0	0
620.1	Repairs and Maintenance	147	4,712
620.2	Office Supplies and Expense	0	0
630	Contractual Services	0	0
631	Contractual Services - Engineering	0	0
632	Contractual Services - Accounting	1,310	1,260
633	Contractual Services - Legal	0	0
634	Contractual Services - Management Fees	0	0
635	Contractual Services - Water Testing	3,959	3,946
636	Contractual Services - Other	0	0
640	Rents	0	0
641	Rental of Building/Real Property	0	0
642	Rental of Equipment	0	0
650	Transportation Expenses	0	0
657	Insurance - General Liability	1,021	1,196
657.1	Insurance - Health and Life	0	0
665	Regulatory Commission Expense - Rate	0	0
670	Bad Debt Expense	0	0
675	Miscellaneous Expense	486	774
403	Depreciation Expense (From Schedule AR4)	16,287	14,626
408	Taxes Other Than Income	0	0
408.11	Property Taxes	1,706	1,695
409	Income Taxes	0	0
427.1	Customer Security Deposit Interest	0	0
	Total Operating Expenses	\$35,671	\$41,242
	Operating Income / (Loss)	(\$22,554)	(\$27,849)
	Other Income / (Expense)		
419	Interest and Dividend Income	\$0	\$0
421	Non-Utility Income	0	0
426	Miscellaneous Non-Utility (Expense)	0	0
427	Interest (Expense)	0	0
	Total Other Income / (Expense)	\$0	\$0
	Net Income / (Loss)	(\$22,554)	(\$27,849)

Cloud Nine Water Company, Inc.
Annual Report
Full time equivalent employees
12/31/20

Full time equivalent employees

	Direct Company	Allocated	Outside service	Total
President	0.0	0.0	0.0	0.0
Vice-president	0.0	0.0	0.0	0.0
Manager	0.0	0.0	0.0	0.0
Engineering Staff	0.0	0.0	0.0	0.0
System Operator(s)	0.0	0.0	0.0	0.0
Meter reader	0.0	0.0	0.0	0.0
Customer Service	0.0	0.0	0.0	0.0
Accounting	0.0	0.0	0.0	0.0
Business Office	0.0	0.0	0.0	0.0
Rates Department	0.0	0.0	0.0	0.0
Administrative Staff	0.0	0.0	0.0	0.0
Other	0.0	0.0	0.0	0.0
Total	0.0	0.0	0.0	0.0

Cloud Nine Water Company, Inc.
 Annual Report
 Supplemental Financial Data (Long-Term Debt)
 12/31/20

Supplemental Financial Data (Long-Term Debt)				
	Loan #1	Loan #2	Loan #3	Loan #4
Date Issued				
Source of Loan				
ACC Decision No.				
Reason for Loan				
Dollar Amt. Issued				
Amount Outstanding				
Date of Maturity				
Interest Rate				
Current Year Interest				
Current Year Principal				

Meter Deposit Balance at Test Year End:

Meter Deposits Refunded During the Test Year:

List all bonds, notes, loans, and other types of indebtedness in which the proceeds were used in the provision of public utility service. Indebtedness incurred for personal uses by the owner of the utility should not be listed. Input 0 or none if there is nothing to report for that cell.

Well and Water Usage											
Name of the System: CLOUD NINE WATER CO INC											
ADEQ Public Water System Number: AZ0402009											
ADWR PCC Number: 91-000030.0000											
Well registry 55# (55-XXXXXX):	Pump Horsepower	Pump Yield (gpm)	Casing Depth (feet)	Casing Diameter (inches)	Pump Motor Type **	Year Drilled	Water level 2010	Water level 2020	Meter Size (inches)	How measured:	Active
55-519938	3	160	368	8	Electric Submersible					Estimated	No
55-807101	40	250	554	10	6" submersible					Metered	Yes

Name of system water delivered to: _____
ADWR PCC Number: _____
Source of water delivered to another system: _____

Name of system water received from: _____
ADWR PCC Number: _____
Source of water received: _____
Well registry 55# (55-XXXXXX): _____

Month	Water withdrawn (gallons) ¹	Water sold (gallons) ²	Water delivered (sold) to other systems (gallons) ³	Water received (purchased) from other systems (gallons) ⁴	Estimated authorized use (gallons) ⁵	Purchased Power Expense ⁶	Purchased Power (kWh) ⁷
January	2157400	2,157,400.00	0.00	0.00		\$958	5,227
February	1499800	1,499,800.00	0.00	0.00		868	4,286
March	1287700	1,287,700.00	0.00	0.00		587	3,727
April	1665400	1,665,400.00	0.00	0.00		808	5,285
May	2222500	2,222,500.00	0.00	0.00		987	5,868
June	2185600	2,185,600.00	0.00	0.00		1,037	6,175
July	1792000	1,792,000.00	0.00	0.00		954	5,502
August	2234700	2,234,700.00	0.00	0.00		903	5,745
September	1937000	1,937,000.00	0.00	0.00		910	5,168
October	1646000	1,646,000.00	0.00	0.00		943	4,283
November	1286300	1,286,300.00	0.00	0.00		583	4,756
December	2070400	2,070,400.00	0.00	0.00		1,217	9,480
Totals	21,984,800.00	21,984,800.00	0.00	0.00	0.00	\$10,755	65,502

If applicable, in the space below please provide a description for all un-metered water use along with amounts:

¹ Water withdrawn - Total gallons of water withdrawn from pumped sources.
² Water sold - Total gallons from customer meters, and other sales such as construction water.
³ Water delivered (sold) to other systems - Total gallons of water delivered to other systems.
⁴ Water received (purchased) from other systems - Total gallons of water purchased/received from other systems.
⁵ Estimated authorized use - Total estimated gallons from authorized metered or unmetered use. Authorized uses such as flushing (mains, services and hydrants) draining/cleaning tanks, process, construction, fire fighting, etc. Non-authorized use (real losses) are service line breaks and leaks, water main breaks, meter inaccuracies and theft.
⁶ Enter the total purchased power costs for the power meters associated with this system.
⁷ Enter the total purchased kWh used by the power meters associated with this system.

Water Utility Plant Description			
Name of the System:	CLOUD NINE WATER CO INC		
ADEQ Public Water System Number:	AZ0402009		
ADWR PCC Number:	91-000030.0000		

MAINS		
Sizes (inches)	Material	Length (feet)
6.00	Transite	unknown

CUSTOMER METERS			
Size (inches)	Quantity	Percent over 1,000,000 gallons	Percent over 10 years old
0.75	45		
1	9		

SERVICE LINES			
Material	Percent of system	Year installed	
PEX	unknown		
Galvanized steel	unknown		

BOOSTER PUMPS			
Horsepower	GPM	Quantity	
15	unknown	1	
10	unknown	1	

FIRE HYDRANTS	
Type	Quantity
Standard *	4
Other	

STORAGE TANKS			
Capacity (gallons)	Material	Quantity	Year installed
300,000	Iron	1	

PRESSURE/BLADDER TANKS			
Capacity (gallons)	Material	Quantity	Year installed
5,000	iron	2	

* A standard fire hydrant has two 2.5 inch hose connection nozzles with 7.5 threads per inch, and one 4.5 inch pumper connection nozzle with 4 threads per inch.

Water Utility Plant Description (Continued)

For the following three items, list the utility owned assets in each category for each system.

TREATMENT EQUIPMENT:	Auto-chlorinators (2)
-----------------------------	-----------------------

STRUCTURES:	Area fencing
--------------------	--------------

OTHER:	
---------------	--

Provide a calculation used to determine the value of one water equivalent residential connection (ERC).

Use one of the following methods:

- (a) If actual flow data are available from the preceding 12 months, divide the total annual single family residence (SFR) gallons sold by the average number of single family residence customers for the same period and divide the result by 365
- (b) If no historical flow data are available, use:
 $ERC = (\text{Total SFR gallons sold (Omit 000)} / 365 \text{ days} / 350 \text{ gallons per day})$

ERC

Method used:

Customer and Other Information	
Name of the System:	CLOUD NINE WATER CO INC
ADEQ Public Water System Number:	AZ0402009
ADWR PCC Number:	91-000030.0000

Month	Number of Customers				Other Non-Residential
	Single-Family	Multi-Family	Commercial	Turf/Irrigation	
January	41		11		
February	40		11		
March	39		11		
April	39		11		
May	39		11		
June	39		11		
July	39		11		
August	39		11		
September	39		11		
October	38		11		
November	37		11		
December	36		11		

If the system has fire hydrants, what is the fire flow requirements? GPM for hrs.

Does the system have chlorination treatment? Yes

Does the Company have an ADWR Gallons Per Capita Per Day (GPCPD) requirement? No
 If yes, provide the GPCPD amount:

Is the Water Utility located in an ADWR Active Management Area (AMA)? No
 If yes, which AMA?

What is the present system connection capacity (in ERCs *) using existing lines?

What is the future system connection capacity (in ERCs *) upon service area buildout?

Describe any plans and estimated completion dates for any enlargements or improvements of this system.

* an ERC is based on the calculation on the bottom of AR9 page 12.

Cloud Nine Water Company, Inc.
 Annual Report
 Utility Shutoffs / Disconnects
 12/31/20

Utility Shutoffs / Disconnects	
Name of the System:	CLOUD NINE WATER CO INC
ADEQ Public Water System Number:	AZ0402009
ADWR PCC Number:	91-000030.0000

Month	Termination without Notice R14-2-410.B	Termination with Notice R14-2-410.C	Other
January			0
February			1
March			1
April			0
May			0
June			0
July			0
August			0
September			0
October			1
November			1
December			1
Total	0	0	5

Other (description):

Customer requested shut-offs.

Instructions: Fill out the Grey Cells with the relevant information. Input 0 or none if there is nothing recorded in that account or there is no applicable information to report.

Cloud Nine Water Company, Inc.
Annual Report
Property Taxes
12/31/20

Property Taxes	
Amount of actual property taxes paid during Calendar Year 2020 was	\$1,706

If no property taxes paid, explain why.
n/a

Instructions: Fill out the Grey Cells with the relevant information. Input 0 or none if there is nothing recorded in that account or there is no applicable information to report.

Verification and Sworn Statement (Taxes)

Verification: State of California I, the undersigned of the
(state name)

County of (county name): Cochise
Name (owner or official) title: Andrew Stokes, Controller
Company name: Cloud Nine Water Company, Inc.

DO SAY THAT THIS ANNUAL UTILITY PROPERTY TAX AND SALES TAX REPORT TO THE ARIZONA CORPORATION COMMISSION.

FOR THE YEAR ENDING: 12/31/20

HAS BEEN PREPARED UNDER MY DIRECTION, FROM THE ORIGINAL BOOKS, PAPERS AND RECORDS OF SAID UTILITY; THAT I HAVE CAREFULLY EXAMINED THE SAME, AND DECLARE THE SAME TO BE A COMPLETE AND CORRECT STATEMENT OF BUSINESS AND AFFAIRS OF SAID UTILITY FOR THE PERIOD COVERED BY THIS REPORT IN RESPECT TO EACH AND EVERY MATTER AND THING SET FORTH, TO THE BEST OF MY KNOWLEDGE, INFORMATION AND BELIEF.

Sworn Statement: I HEREBY ATTEST THAT ALL PROPERTY TAXES FOR SAID COMPANY ARE CURRENT AND PAID IN FULL.

I HEREBY ATTEST THAT ALL SALES TAXES FOR SAID COMPANY ARE CURRENT AND PAID IN FULL.



signature of owner/official

415-497-2619

telephone no.

RECEIVED
UTILITIES DIVISION
2021 APR -6 A 11:05
ARIZONA CORPORATION
COMMISSION

SUBSCRIBED AND SWORN TO BEFORE ME A NOTARY PUBLIC
IN AND FOR THE COUNTY

THIS _____ DAY OF _____
(month) and (year)

MY COMMISSION EXPIRES _____
(date)

See Attached
Notary Certificate




(signature of notary public)

A notary public or other officer completing this certificate verifies only the identity of the individual who signed the document to which this certificate is attached, and not the truthfulness, accuracy, or validity of that document.

State of California
County of Marin

Subscribed and sworn to (or affirmed) before me on this 1st
day of April, 2021, by Andrew Stokes

proved to me on the basis of satisfactory evidence to be the person(s) who appeared before me.



(Seal)

Signature [Handwritten Signature]

RECEIVED
UTILITIES DIVISION
2021 APR -6 A 11:05
ARIZONA CORPORATION
COMMISSION

Verification and Sworn Statement

Verification:

State of California I, the undersigned of the
(state name)

County of (county name): Cochise
Name (owner or official) title: Andrew Stokes, Controller
Company name: Cloud Nine Water Company, Inc.

DO SAY THAT THIS ANNUAL UTILITY PROPERTY TAX AND SALES TAX REPORT TO THE ARIZONA CORPORATION COMMISSION.

FOR THE YEAR ENDING: 12/31/20

HAS BEEN PREPARED UNDER MY DIRECTION, FROM THE ORIGINAL BOOKS, PAPERS AND RECORDS OF SAID UTILITY; THAT I HAVE CAREFULLY EXAMINED THE SAME, AND DECLARE THE SAME TO BE A COMPLETE AND CORRECT STATEMENT OF BUSINESS AND AFFAIRS OF SAID UTILITY FOR THE PERIOD COVERED BY THIS REPORT IN RESPECT TO EACH AND EVERY MATTER AND THING SET FORTH, TO THE BEST OF MY KNOWLEDGE, INFORMATION AND BELIEF.

Sworn Statement: IN ACCORDANCE WITH THE REQUIREMENTS OF TITLE 40, ARTICLE 8, SECTION 40-401, ARIZONA REVISED STATUTES, IT IS HEREIN REPORTED THAT THE GROSS OPERATING REVENUE OF SAID UTILITY DERIVED FROM ARIZONA INTRASTATE UTILITY OPERATIONS DURING THE CALENDAR YEAR WAS:

Arizona Intrastate Gross Operating Revenues Only (\$)

\$14,114

(The amount in the box above includes

\$997 in sales taxes billed or collected)

RECEIVED
UTILITIES DIVISION
2021 APR -6 A 11:05
ARIZONA CORPORATION
COMMISSION

signature of owner/official

415-497-2619

telephone no.

SUBSCRIBED AND SWORN TO BEFORE ME A NOTARY PUBLIC
IN AND FOR THE COUNTY

(county name)

THIS _____ DAY OF _____
(month) and (year)

MY COMMISSION EXPIRES _____
(date)

See Attached
Notary Certificate


(signature of notary public)

A notary public or other officer completing this certificate verifies only the identity of the individual who signed the document to which this certificate is attached, and not the truthfulness, accuracy, or validity of that document.

State of California
County of Marin

Subscribed and sworn to (or affirmed) before me on this 1st
day of April, 2021, by Andrew Stokes

proved to me on the basis of satisfactory evidence to be the person(s) who appeared before me.



(Seal)

Signature [Handwritten Signature]

RECEIVED
UTILITIES DIVISION
2021 APR -6 A 11: 04
ARIZONA CORPORATION
COMMISSION

Verification and Sworn Statement (Residential Revenue)

Verification:

State of California I, the undersigned of the
(state name)

County of (county name): Cochise
Name (owner or official) title: Andrew Stokes, Controller
Company name: Cloud Nine Water Company, Inc.

DO SAY THAT THIS ANNUAL UTILITY PROPERTY TAX AND SALES TAX REPORT TO THE ARIZONA CORPORATION COMMISSION.

FOR THE YEAR ENDING: 12/31/20

HAS BEEN PREPARED UNDER MY DIRECTION, FROM THE ORIGINAL BOOKS, PAPERS AND RECORDS OF SAID UTILITY; THAT I HAVE CAREFULLY EXAMINED THE SAME, AND DECLARE THE SAME TO BE A COMPLETE AND CORRECT STATEMENT OF BUSINESS AND AFFAIRS OF SAID UTILITY FOR THE PERIOD COVERED BY THIS REPORT IN RESPECT TO EACH AND EVERY MATTER AND THING SET FORTH, TO THE BEST OF MY KNOWLEDGE, INFORMATION AND BELIEF.


Sworn Statement: IN ACCORDANCE WITH THE REQUIREMENTS OF TITLE 40, ARTICLE 8, SECTION 40-401, ARIZONA REVISED STATUTES, IT IS HEREIN REPORTED THAT THE GROSS OPERATING REVENUE OF SAID UTILITY DERIVED FROM ARIZONA INTRASTATE UTILITY OPERATIONS RECEIVED FROM RESIDENTIAL CUSTOMERS DURING THE CALENDAR YEAR WAS:

Arizona Intrastate Gross Operating Revenues Only (\$)

\$9,215

(The amount in the box above includes
\$690 in sales taxes
billed or collected)

RECEIVED
UTILITIES DIVISION
2021 APR -6 A 11: 04
ARIZONA CORPORATION
COMMISSION


signature of owner/official

415-497-2619
telephone no.

SUBSCRIBED AND SWORN TO BEFORE ME A NOTARY PUBLIC
IN AND FOR THE COUNTY

(county name)

THIS _____ DAY OF _____
(month) and (year)

MY COMMISSION EXPIRES _____
(date)

See Attached
Notary Certificate
RL


(signature of notary public)

A notary public or other officer completing this certificate verifies only the identity of the individual who signed the document to which this certificate is attached, and not the truthfulness, accuracy, or validity of that document.

State of California
County of Marin

Subscribed and sworn to (or affirmed) before me on this 1st
day of April, 2021, by Andrew Stokes

proved to me on the basis of satisfactory evidence to be the person(s) who appeared before me.



(Seal)

Signature

A handwritten signature in cursive script, appearing to read 'Andrew Stokes', written over a horizontal line.

RECEIVED
UTILITIES DIVISION
2021 APR -6 A 11:04
ARIZONA CORPORATION
COMMISSION