

ANNUAL REPORT

Of

Company Name:
PO Box 518

Mailing Address: Beaver Dam AZ
86432

Docket No.: WS-02812A
For the Year Ended:

RECEIVED
APR 15 2019
ARIZONA CORP COMMISSION
UTILITIES DIVISION - DIRECTOR'S OFFICE

WATER UTILITY

To

Arizona Corporation Commission

Due on April 15th

Email: rdelafuente@azcc.gov, mail or deliver the completed Annual Report to:
Arizona Corporation Commission
Compliance Section - Utilities Division
1200 West Washington Street
Phoenix, Arizona 85007

Application Type:
Application Date:

4-22-19

ARIZONA CORPORATION COMMISSION
WATER UTILITY ANNUAL REPORT
Biasi Water Company, Inc.
A Class Utility

1. For the Calendar Year Ended:

2. Address:
City: State: Zip Code:

3. Telephone Number:

4. Date of Original Organization of Utility:

5. Person to whom correspondence should be addressed concerning this report:

Name:
Telephone No. :
Address:
City: State: Zip Code:
Email:

6. On-Site Manager:

Name:
Telephone No. :
Address:
City: State: Zip Code:
Email:

7. Ownership:

8. Counties Served:

Utility Plant in Service (Water)							
Account No.	Description	Beginning Year Original Cost	Current Year Additions	Current Year Retirements	Adjusted Original Cost	Accumulated Depreciation	OCLD (OC less AD)
301	Organization	7,014.00			\$7,014		\$7,014
302	Franchises				0		0
303	Land and Land Rights				0		0
304	Structures and Improvements	27,491			27,491	14,890	12,600
305	Collecting & Improving Reservoirs				0		0
306	Lakes, River, Canal Intakes				0		0
307	Wells and Springs	26,911			26,911	14,548	12,363
308	Infiltration Galleries				0		0
309	Supply Mains	78,521			78,521	42,009	36,512
310	Power Generation Equipment				0		0
311	Pumping Equipment	19,456	2,578	2,000	20,034	(378)	20,412
320	Water Treatment Equipment				0		0
320.1	Water Treatment Plants				0		0
320.2	Solution Chemical Feeders				0		0
320.3	Point-of-Use Treatment Devices				0		0
330	Distribution Reservoirs and Standpipes				0		0
330.1	Storage Tanks	63,805			63,805	33,212	30,593
330.2	Pressure Tanks				0		0
331	Transmission and Distribution Mains	104,743			104,743	45,635	59,108
333	Services	4,283			4,283	1,350	2,933
334	Meters and Meter Installations	534	762		1,296	203	1,093
335	Hydrants	5,149			5,149	1,596	3,553
336	Backflow Prevention Devices				0		0
339	Other Plant and Misc. Equipment				0		0
340	Office Furniture and Equipment	3,890	3,545		7,436	1,396	6,040
340.1	Computer & Software	3,878	978		4,857	566	4,291
341	Transportation Equipment	45,727			45,727	3,922	41,805
342	Stores Equipment				0		0
343	Tools, Shop and Garage Equipment	1,202	530		1,732	339	1,393
344	Laboratory Equipment				0		0
345	Power Operated Equipment	3,018			3,018	1,041	1,977
346	Communication Equipment				0		0
347	Miscellaneous Equipment				0		0
348	Other Tangible Plant	266			266	143	123
	Totals	\$395,889	\$8,393	\$2,000	\$402,282	\$160,472	\$241,810

Instructions: Fill out the Grey Cells with the relevant information. Input 0 or none if there is nothing recorded in that account or there is no applicable information to report.

Biasi Water Company, Inc.
 Annual Report
 Depreciation Expense for the Current Year (Water)
 12/31/18

Depreciation Expense for the Current Year (Water)								
Account No.	Description	Beginning Year Original Cost	Current Year Additions	Current Year Retirements	Adjusted Original Cost	Fully Depreciated/Non-depreciable Plant	Depreciation Percentages	Depreciation Expense
301	Organization	\$7,014	\$0	\$0	\$7,014	\$7,014	0.00%	\$0
302	Franchises	0	0	0	0	0	0.00%	0
303	Land and Land Rights	0	0	0	0	0	0.00%	0
304	Structures and Improvements	27,491	0	0	27,491	0	3.33%	801
305	Collecting & Improving Reservoirs	0	0	0	0	0	2.50%	0
306	Lakes, River, Canal Intakes	0	0	0	0	0	2.50%	0
307	Wells and Springs	26,911	0	0	26,911	0	3.33%	784
308	Infiltration Galleries	0	0	0	0	0	6.67%	0
309	Supply Mains	78,521	0	0	78,521	0	2.00%	1,767
310	Power Generation Equipment	0	0	0	0	0	5.00%	0
311	Pumping Equipment	19,456	2,578	2,000	20,034	0	12.50%	1,481
320	Water Treatment Equipment	0	0	0	0	0		0
320.1	Water Treatment Plants	0	0	0	0	0	3.33%	0
320.2	Solution Chemical Feeders	0	0	0	0	0	20.00%	0
320.3	Point-of-Use Treatment Devices	0	0	0	0	0		0
330	Distribution Reservoirs and Standpipes	0	0	0	0	0		0
330.1	Storage Tanks	63,805	0	0	63,805	0	2.22%	1,506
330.2	Pressure Tanks	0	0	0	0	0	5.00%	0
331	Transmission and Distribution Mains	104,743	0	0	104,743	0	2.00%	2,357
333	Services	4,283	0	0	4,283	0	3.33%	125
334	Meters and Meter Installations	534	762	0	1,296	0	8.33%	50
335	Hydrants	5,149	0	0	5,149	0	2.00%	116
336	Backflow Prevention Devices	0	0	0	0	0	6.67%	0
339	Other Plant and Misc. Equipment	0	0	0	0	0	6.67%	0
340	Office Furniture and Equipment	3,890	3,545	0	7,436	0	6.67%	260
340.1	Computer & Software	3,878	978	0	4,857	0	20.00%	491
341	Transportation Equipment	45,727	0	0	45,727	0	20.00%	5,144
342	Stores Equipment	0	0	0	0	0	4.00%	0
343	Tools, Shop and Garage Equipment	1,202	530	0	1,732	0	5.00%	55
344	Laboratory Equipment	0	0	0	0	0	10.00%	0
345	Power Operated Equipment	3,018	0	0	3,018	0	5.00%	113
346	Communication Equipment	0	0	0	0	0	10.00%	0
347	Miscellaneous Equipment	0	0	0	0	0	10.00%	0
348	Other Tangible Plant	266	0	0	266	0	5.00%	10
	Subtotal	\$395,889	\$8,393	\$2,000	\$402,282	\$7,014		\$15,059.68

Contribution(s) in Aid of Construction (Gross)	7,144.30
Less: Non Amortizable Contribution(s)	0
Fully Amortized Contribution(s)	0
Amortizable Contribution(s)	\$7,144
Times: Proposed Amortization Rate	3.81%
Amortization of CIAC	272.20

Less: Amortization of CIAC

DEPRECIATION EXPENSE

Instructions: Fill out the Grey Cells with the relevant information. Input 0 or none if there is nothing recorded in that account or there is no applicable information to report.

Biasi Water Company, Inc.
 Annual Report
 Balance Sheet Assets
 12/31/18

Balance Sheet Assets				
	Assets		Balance at Beginning of Year (2018)	Balance at End of Year (2018)
Account No.	Current and Accrued Assets			
131	Cash		\$9,396	\$13,000
134	Working Funds		0	0
135	Temporary Cash Investments		0	0
141	Customer Accounts Receivable		(947)	7,871
146	Notes Receivable from Associated Companies		0	0
151	Plant Material and Supplies		0	0
162	Prepayments		0	0
174	Miscellaneous Current and Accrued Assets		0	94
	Total Current and Accrued Assets		\$8,449	\$20,965
Account No.	Fixed Assets			
101	Utility Plant in Service*		\$395,889	\$402,282
103	Property Held for Future Use		106,525	106,525
105	Construction Work in Progress		0	0
108	Accumulated Depreciation (enter as negative)*		(147,412)	(160,472)
121	Non-Utility Property		0	0
122	Accumulated Depreciation - Non Utility		0	0
	Total Fixed Assets		\$355,001	\$348,334
	Total Assets		\$363,450	\$369,299

Instructions: Fill out the Grey Cells with the relevant information. Input 0 or none if there is nothing recorded in that account or there is no applicable information to report.

*Note these items feed automatically from AR3 UPIS Page 3

Biasi Water Company, Inc.
Annual Report
Balance Sheet Liabilities and Owners Equity

Balance Sheet Liabilities and Owners Equity				
	Liabilities		Balance at Beginning of Year (2018)	Balance at End of Year (2018)
Account No.	Current Liabilities			
231	Accounts Payable		\$25	(\$482)
232	Notes Payable (Current Portion)		0	0
234	Notes Payable to Associated Companies		0	0
235	Customer Deposits		770	842
236	Accrued Taxes		1,765	3,566
237	Accrued Interest		0	0
242	Miscellaneous Current and Accrued Liabilities		4,668	4,862
	Total Current Liabilities		\$7,227	\$8,788
	Long Term Debt			
224	Long Term Debt (Notes and Bonds)		\$0	\$0
	Deferred Credits			
251	Unamortized Premium on Debt		\$0	\$0
252	Advances in Aid of Construction		0	0
255	Accumulated Deferred Investment Tax Credits		0	0
271	Contributions in Aid of Construction		7,144	7,144
272	Less: Amortization of Contributions		(417)	(690)
281	Accumulated Deferred Income Tax		0	0
	Total Deferred Credits		\$6,727	\$6,455
	Total Liabilities		\$13,954	\$15,243
	Capital Accounts			
201	Common Stock Issued		\$273,125	\$273,125
211	Other Paid-In Capital		155,726	155,998
215	Retained Earnings		(79,355)	(75,067)
218	Proprietary Capital (Sole Props and Partnerships)		0	0
	Total Capital		\$349,496	\$354,056
	Total Liabilities and Capital		\$363,450	\$369,299

Instructions: Fill out the Grey Cells with the relevant information. Input 0 or none if there is nothing recorded in that account or there is no applicable information to report.

Note: Total liabilities and Capital must match total assets for the beginning and end of the year!

Biasi Water Company, Inc.
Annual Report
Water Comparative Income Statement
12/31/18

Water Comparative Income Statement			
Account No.	Calendar Year	Current Year 01/01/2018 - 12/31/2018	Last Year 01/01/2017 - 12/31/2017
	Operating Revenue		
461	Metered Water Revenue	\$103,062	\$76,387
460	Unmetered Water Revenue		0
462	Fire Protection Revenue		0
469	Guaranteed Revenues (Surcharges)		0
471	Miscellaneous Service Revenues	1,138	1,598
474	Other Water Revenue		0
	Total Revenues	\$104,200	\$77,985
	Operating Expenses		
601	Salaries and Wages	38,650.28	\$39,021
604	Employee Pensions and Benefits	1,480	1,704
610	Purchased Water	3,525	0
615	Purchased Power		1,919
618	Chemicals		0
620	Materials and Supplies	8,845	4,012
620.1	Repairs and Maintenance		0
620.2	Office Supplies and Expense		0
630	Contractual Services		0
631	Contractual Services -Engineering	971	0
632	Contractual Services - Accounting	1,130	4,407
633	Contractual Services - Legal	114	131
634	Contractual Services - Management Fees		0
635	Contractual Services - Water Testing	828	848
636	Contractual Services - Other	974	0
640	Rents		0
641	Rental of Building/Real Property		0
642	Rental of Equipment		0
650	Transportation Expenses	4,028	2,319
657	Insurance - General Liability	2,359	2,717
657.1	Insurance - Health and Life		0
665	Regulatory Commission Expense - Rate	4,741	8,252
670	Bad Debt Expense	103	10
675	Miscellaneous Expense	949	991
403	Depreciation Expense (From Schedule AR4)	14,787	9,393
408	Taxes Other Than Income	4,071	1,541
408.11	Property Taxes	3,525	4,037
409	Income Taxes		0
427.1	Customer Security Deposit Interest		0
	Total Operating Expenses	\$91,082	\$81,304
	Operating Income / (Loss)	\$13,118	(\$3,319)
	Other Income / (Expense)		
419	Interest and Dividend Income	0.25	\$0
421	Non-Utility Income		0
426	Miscellaneous Non-Utility (Expense)	(115)	(57)
427	Interest (Expense)		(43)
	Total Other Income / (Expense)	(\$114)	(\$100)
	Net Income / (Loss)	\$13,003	(\$3,419)

Instructions: Fill out the Grey Cells with the relevant information. Input 0 or none if there is nothing recorded in that account or there is no applicable information to report.

Biasi Water Company, Inc.
 Annual Report
 Full time equivalent employees
 12/31/18

Full time equivalent employees

	Direct Company	Outside service	Total
President	0.25		0.3
Vice-president			0.0
Manager			0.0
Engineering Staff			0.0
System Operator(s)	0.25		0.3
Meter reader			0.0
Customer Service	0.25		0.3
Accounting			0.0
Business Office			0.0
Rates Department			0.0
Administrative Staff			0.0
Other			0.0
Total	0.75	0.0	0.8

Instructions: Fill out the Grey Cells with the relevant information. Input 0 or none if there is nothing recorded in that account or there is no applicable information to report. A full-time employee is based on 2080 total hours per year. Please calculate partial employees using 2080 hours.

Biasi Water Company, Inc.
 Annual Report
 Supplemental Financial Data (Long-Term Debt)
 12/31/18

Supplemental Financial Data (Long-Term Debt)				
	Loan #1	Loan #2	Loan #3	Loan #4
Date Issued	N/A			
Source of Loan				
ACC Decision No.				
Reason for Loan				
Dollar Amt. Issued				
Amount Outstanding				
Date of Maturity				
Interest Rate				
Current Year Interest				
Current Year Principal				

Meter Deposit Balance at Test Year End:	\$842
---	-------

Meter Deposits Refunded During the Test Year:	\$72
---	------

<i>List all bonds, notes, loans, and other types of indebtedness in which the proceeds were used in the provision of public utility service. Indebtedness incurred for personal uses by the owner of the utility should <u>not</u> be listed. Input 0 or none if there is nothing to report for that cell.</i>
--

Water Utility Plant Description (Continued)

For the following three items, list the utility owned assets in each category for each system.

TREATMENT EQUIPMENT:	None
-----------------------------	------

STRUCTURES:	6' Fence at tank site.
--------------------	------------------------

OTHER:	None
---------------	------

Instructions: Fill out the Grey Cells with the relevant information. Input 0 or none if there is nothing recorded in that account or there is no applicable information to report. Copy and paste this sheet as many times as is necessary.

Customer and Other Information	
Name of the System:	BIASI WATER COMPANY
ADEQ Public Water System Number:	AZ0408138
ADWR PCC Number:	91-000352.0000

Month	Number of Customers				
	Single-Family	Multi-Family	Commercial	Turf/Irrigation	Other Non-Residential
January	208	0	0	0	0
February	208	0	0	0	0
March	208	0	0	0	0
April	207	0	0	0	0
May	208	0	0	0	0
June	208	0	0	0	0
July	211	0	0	0	0
August	211	0	0	0	0
September	211	0	0	0	0
October	211	0	0	0	0
November	211	0	0	0	0
December	211	0	0	0	0

If the system has fire hydrants, what is the fire flow requirements? GPM for hrs.

Does the system have chlorination treatment?

Does the Company have an ADWR Gallons Per Capita Per Day (GCPCPD) requirement?

If yes, provide the GPCPD amount:

Is the Water Utility located in an ADWR Active Management Area (AMA)?

If yes, which AMA?

Instructions: Fill out the Grey Cells with the relevant information. Input 0 or none if there is nothing recorded in that account or there is no applicable information to report. Copy and paste this sheet as many times as is necessary.

Biasi Water Company, Inc.
Annual Report
Property Taxes
12/31/18

Property Taxes	
Amount of actual property taxes paid during Calendar Year 2018 was	3,525.22

If no property taxes paid, explain why.

Instructions: Fill out the Grey Cells with the relevant information. Input 0 or none if there is nothing recorded in that account or there is no applicable information to report.

Biasi Water Company, Inc.
Annual Report
Verification and Sworn Statement (Taxes)
12/31/18

Verification and Sworn Statement (Taxes)

RECEIVED

Verification: State of Arizona, the undersigned of the
(state name)

County of (county name): Mohave
Name (owner or official) title: Gary Biasi, President
Company name: Biasi Water Company, Inc.

APR 15 2019
ARIZONA CORP COMMISSION
UTILITIES DIVISION - DIRECTOR'S OFFICE

DO SAY THAT THIS ANNUAL UTILITY PROPERTY TAX AND SALES TAX REPORT TO THE ARIZONA CORPORATION COMMISSION.

FOR THE YEAR ENDING: 12/31/18

HAS BEEN PREPARED UNDER MY DIRECTION, FROM THE ORIGINAL BOOKS, PAPERS AND RECORDS OF SAID UTILITY; THAT I HAVE CAREFULLY EXAMINED THE SAME, AND DECLARE THE SAME TO BE A COMPLETE AND CORRECT STATEMENT OF BUSINESS AND AFFAIRS OF SAID UTILITY FOR THE PERIOD COVERED BY THIS REPORT IN RESPECT TO EACH AND EVERY MATTER AND THING SET FORTH, TO THE BEST OF MY KNOWLEDGE, INFORMATION AND BELIEF.

Sworn Statement: I HEREBY ATTEST THAT ALL PROPERTY TAXES FOR SAID COMPANY ARE CURRENT AND PAID IN FULL.

I HEREBY ATTEST THAT ALL SALES TAXES FOR SAID COMPANY ARE CURRENT AND PAID IN FULL.


Gary Biasi
signature of owner/official

928-347-5921
telephone no.

SUBSCRIBED AND SWORN TO BEFORE ME A NOTARY PUBLIC,
IN AND FOR THE COUNTY

THIS 12th DAY OF Washington
April 2019
(month) and (year)

MY COMMISSION EXPIRES 2/7/2021
(date)



Nicole B Nelson
(signature of notary public)

Verification and Sworn Statement

RECEIVED

Verification:

State of Arizona I, the undersigned of the
(state name)

County of (county name): Mohave

Name (owner or official) title: Gary Biasi, President

Company name: Biasi Water Company, Inc.

APR 15 2019

ARIZONA CORP COMMISSION
UTILITIES DIVISION - DIRECTOR'S OFFICE

DO SAY THAT THIS ANNUAL UTILITY PROPERTY TAX AND SALES TAX REPORT TO THE ARIZONA CORPORATION COMMISSION.

FOR THE YEAR ENDING: 12/31/18

HAS BEEN PREPARED UNDER MY DIRECTION, FROM THE ORIGINAL BOOKS, PAPERS AND RECORDS OF SAID UTILITY; THAT I HAVE CAREFULLY EXAMINED THE SAME, AND DECLARE THE SAME TO BE A COMPLETE AND CORRECT STATEMENT OF BUSINESS AND AFFAIRS OF SAID UTILITY FOR THE PERIOD COVERED BY THIS REPORT IN RESPECT TO EACH AND EVERY MATTER AND THING SET FORTH, TO THE BEST OF MY KNOWLEDGE, INFORMATION AND BELIEF.

Sworn Statement: IN ACCORDANCE WITH THE REQUIREMENTS OF TITLE 40, ARTICLE 8, SECTION 40-401, ARIZONA REVISED STATUTES, IT IS HEREIN REPORTED THAT THE GROSS OPERATING REVENUE OF SAID UTILITY DERIVED FROM ARIZONA INTRASTATE UTILITY OPERATIONS DURING THE CALENDAR YEAR WAS:

Arizona Intrastate Gross Operating Revenues Only (\$)

109,758.43

(The amount in the box above includes

5,558.47

in sales taxes

billed or collected)

Gary Biasi

signature of owner/official

928-347-5921

telephone no.

SUBSCRIBED AND SWORN TO BEFORE ME A NOTARY PUBLIC
IN AND FOR THE COUNTY

Washington

(county name)

THIS

12th

DAY OF

April 2019

(month) and (year)


MY COMMISSION EXPIRES

2/7/2021

(date)

Nicole B Nelson

(signature of notary public)



Verification and Sworn Statement (Residential Revenue)

Verification:

State of Arizona I, the undersigned of the
(state name)

County of (county name): Mohave
Name (owner or official) title: Gary Biasi, President
Company name: Biasi Water Company, Inc.

RECEIVED

APR 15 2019

ARIZONA CORP COMMISSION
UTILITIES DIVISION - DIRECTOR'S OFFICE

DO SAY THAT THIS ANNUAL UTILITY PROPERTY TAX AND SALES TAX REPORT TO THE ARIZONA CORPORATION COMMISSION.

FOR THE YEAR ENDING: 12/31/18

HAS BEEN PREPARED UNDER MY DIRECTION, FROM THE ORIGINAL BOOKS, PAPERS AND RECORDS OF SAID UTILITY; THAT I HAVE CAREFULLY EXAMINED THE SAME, AND DECLARE THE SAME TO BE A COMPLETE AND CORRECT STATEMENT OF BUSINESS AND AFFAIRS OF SAID UTILITY FOR THE PERIOD COVERED BY THIS REPORT IN RESPECT TO EACH AND EVERY MATTER AND THING SET FORTH, TO THE BEST OF MY KNOWLEDGE, INFORMATION AND BELIEF.

Sworn Statement: IN ACCORDANCE WITH THE REQUIREMENTS OF TITLE 40, ARTICLE 8, SECTION 40-401, ARIZONA REVISED STATUTES, IT IS HEREIN REPORTED THAT THE GROSS OPERATING REVENUE OF SAID UTILITY DERIVED FROM ARIZONA INTRASTATE UTILITY OPERATIONS RECEIVED FROM RESIDENTIAL CUSTOMERS DURING THE CALENDAR YEAR WAS:

Arizona Intrastate Gross Operating Revenues Only (\$)

109,758.43

(The amount in the box above includes

5,558.47 in sales taxes
billed or collected)

Gary Biasi
signature of owner/official

928-347-5921
telephone no.

SUBSCRIBED AND SWORN TO BEFORE ME A NOTARY PUBLIC
IN AND FOR THE COUNTY

Washington
(county name)

THIS


12th

DAY OF

April 2019
(month) and (year)

MY COMMISSION EXPIRES

2/7/2021
(date)



Nicole B Nelson
(signature of notary public)