

**ANNUAL REPORT**

Of

Company Name:   
PO Box 518

Mailing Address: Beaver Dam AZ  
86432

Docket No.: WS-02812A  
For the Year Ended:

**RECEIVED BY EMAIL**  
4/26/2023, 8:14 AM  
**ARIZONA CORPORATION COMMISSION**  
**UTILITIES DIVISION**

**WATER UTILITY**

To

Arizona Corporation Commission

**Due on April 15th**

Email: Util-Compliance@azcc.gov, mail or deliver the completed Annual Report to:  
Arizona Corporation Commission  
Compliance Section - Utilities Division  
1200 West Washington Street  
Phoenix, Arizona 85007

Application Type:   
Application Date:

ARIZONA CORPORATION COMMISSION  
WATER UTILITY ANNUAL REPORT  
Biasi Water Company, Inc.  
A Class  Utility

For the Calendar Year Ended: 12/31/22

Primary Address:   
City:  State:  Zip Code:

Telephone Number:

Date of Original Organization of Utility:

Person to whom correspondence should be addressed concerning this report:

Name:   
Telephone No. :   
Address:   
City:  State:  Zip Code:   
Email:

Name:   
Telephone No. :   
Address:   
City:  State:  Zip Code:   
Email:

Name:   
Telephone No. :   
Address:   
City:  State:  Zip Code:   
Email:

Name:   
Telephone No. :   
Address:   
City:  State:  Zip Code:   
Email:

Name:   
Telephone No. :   
Address:   
City:  State:  Zip Code:   
Email:

Ownership:

Counties Served:

<b>Important changes during the year</b>
--

No	For those companies not subject to the affiliated interest rules, has there been a change in ownership or direct control during the year?
	If yes, please provide specific details in the box below.

No	Has the company been notified by any other regulatory authorities during the year, that they are out of compliance?
	If yes, please provide specific details in the box below.

Utility Plant in Service (Water)							
Account No.	Description	Beginning Year Original Cost	Current Year Additions	Current Year Retirements	Adjusted Original Cost	Accumulated Depreciation	OCLD (OC less AD)
301	Organization	7,014.00	\$0	\$0	\$7,014	\$0	\$7,014
302	Franchises	0	0	0	0	0	0
303	Land and Land Rights	0	0	0	0	0	0
304	Structures and Improvements	27,491	0	0	27,491	18,552	8,939
305	Collecting & Improving Reservoirs	0	0	0	0	0	0
306	Lake, River, Canal Intakes	0	0	0	0	0	0
307	Wells and Springs	26,911	0	0	26,911	18,133	8,778
308	Infiltration Galleries	0	0	0	0	0	0
309	Supply Mains	78,521	0	0	78,521	48,290	30,230
310	Power Generation Equipment	0	0	0	0	0	0
311	Pumping Equipment	21,413	0	0	21,413	8,633	12,780
320	Water Treatment Equipment	0	0	0	0	0	0
320.1	Water Treatment Plants	0	0	0	0	0	0
320.2	Solution Chemical Feeders	0	0	0	0	0	0
320.3	Point-of-Use Treatment Devices	0	0	0	0	0	0
330	Distribution Reservoirs and Standpipes	0	0	0	0	0	0
330.1	Storage Tanks	63,805	0	0	63,805	38,877	24,927
330.2	Pressure Tanks	0	0	0	0	0	0
331	Transmission and Distribution Mains	280,371	0	0	280,371	59,284	221,087
333	Services	29,943	5,338	0	35,281	3,292	31,990
334	Meters and Meter Installations	8,236	0	0	8,236	1,458	6,777
335	Hydrants	24,469	0	0	24,469	2,588	21,881
336	Backflow Prevention Devices	0	0	0	0	0	0
339	Other Plant and Misc. Equipment	0	0	0	0	0	0
340	Office Furniture and Equipment	7,436	0	0	7,436	3,379	4,056
340.1	Computer & Software	4,857	1,288	0	6,145	4,581	1,564
341	Transportation Equipment	38,613	0	0	38,613	10,181	28,432
342	Stores Equipment	0	0	0	0	0	0
343	Tools, Shop and Garage Equipment	1,732	0	0	1,732	686	1,046
344	Laboratory Equipment	0	0	0	0	0	0
345	Power Operated Equipment	3,018	0	0	3,018	1,644	1,374
346	Communication Equipment	0	0	0	0	0	0
347	Miscellaneous Equipment	0	0	0	0	0	0
348	Other Tangible Plant	266	0	0	266	196	70
	<b>Totals</b>	<b>\$624,095</b>	<b>\$6,626</b>	<b>\$0</b>	<b>\$630,721</b>	<b>\$219,774</b>	<b>\$410,947</b>

Biasi Water Company, Inc.  
Annual Report  
Depreciation Expense for the Current Year (Water)  
12/31/22

Depreciation Expense for the Current Year (Water)									
Account No.	Description	Beginning Year Original Cost	Current Year Additions	Current Year Retirements	Adjusted Original Cost	Fully Depreciated/Non-depreciable Plant	Depreciable Plant	Depreciation Percentages	Depreciation Expense
301	Organization	\$7,014	\$0	\$0	\$7,014	\$7,014	\$0	0.00%	\$0
302	Franchises	0	0	0	0	0	0	0.00%	0
303	Land and Land Rights	0	0	0	0	0	0	0.00%	0
304	Structures and Improvements	27,491	0	0	27,491	0	27,491	3.33%	915
305	Collecting & Improving Reservoirs	0	0	0	0	0	0	2.50%	0
306	Lake, River, Canal Intakes	0	0	0	0	0	0	2.50%	0
307	Wells and Springs	26,911	0	0	26,911	0	26,911	3.33%	896
308	Infiltration Galleries	0	0	0	0	0	0	6.67%	0
309	Supply Mains	78,521	0	0	78,521	0	78,521	2.00%	1,570
310	Power Generation Equipment	0	0	0	0	0	0	5.00%	0
311	Pumping Equipment	21,413	0	0	21,413	0	21,413	12.50%	2,677
320	Water Treatment Equipment	0	0	0	0	0	0	0.00%	0
320.1	Water Treatment Plants	0	0	0	0	0	0	3.33%	0
320.2	Solution Chemical Feeders	0	0	0	0	0	0	20.00%	0
320.3	Point-of-Use Treatment Devices	0	0	0	0	0	0	0.00%	0
330	Distribution Reservoirs and Standpipes	0	0	0	0	0	0	0.00%	0
330.1	Storage Tanks	63,805	0	0	63,805	0	63,805	2.22%	1,416
330.2	Pressure Tanks	0	0	0	0	0	0	5.00%	0
331	Transmission and Distribution Mains	280,371	0	0	280,371	0	280,371	2.00%	5,607
333	Services	29,943	5,338	0	35,281	0	35,281	3.33%	1,086
334	Meters and Meter Installations	8,236	0	0	8,236	0	8,236	8.33%	686
335	Hydrants	24,469	0	0	24,469	0	24,469	2.00%	489
336	Backflow Prevention Devices	0	0	0	0	0	0	6.67%	0
339	Other Plant and Misc. Equipment	0	0	0	0	0	0	6.67%	0
340	Office Furniture and Equipment	7,436	0	0	7,436	0	7,436	6.67%	496
340.1	Computer & Software	4,857	1,288	0	6,145	0	6,145	20.00%	1,100
341	Transportation Equipment	38,613	0	0	38,613	0	38,613	20.00%	7,723
342	Stores Equipment	0	0	0	0	0	0	4.00%	0
343	Tools, Shop and Garage Equipment	1,732	0	0	1,732	0	1,732	5.00%	87
344	Laboratory Equipment	0	0	0	0	0	0	10.00%	0
345	Power Operated Equipment	3,018	0	0	3,018	0	3,018	5.00%	151
346	Communication Equipment	0	0	0	0	0	0	10.00%	0
347	Miscellaneous Equipment	0	0	0	0	0	0	10.00%	0
348	Other Tangible Plant	266	0	0	266	0	266	5.00%	13
	<b>Subtotal</b>	\$624,095	\$6,626	\$0	\$630,721	\$7,014	\$623,707		\$24,913

Contribution(s) in Aid of Construction (Gross)	7,144.30
Less: Non Amortizable Contribution(s)	0
Fully Amortized Contribution(s)	0
Amortizable Contribution(s)	<b>\$7,144</b>
Times: Proposed Amortization Rate	3.99%
<b>Amortization of CIAC</b>	<b>\$285</b>

Less: Amortization of CIAC \$285

**DEPRECIATION EXPENSE** **\$24,628**

Biasi Water Company, Inc.  
Annual Report  
Balance Sheet Assets  
12/31/22

<b>Balance Sheet Assets</b>				
	<b>Assets</b>		Balance at Beginning of Year (2022)	Balance at End of Year (2022)
<b>Account No.</b>	<b>Current and Accrued Assets</b>			
131	Cash		\$39,952	\$55,095
134	Working Funds		0	0
135	Temporary Cash Investments		0	0
141	Customer Accounts Receivable		9,048	9,145
146	Notes Receivable from Associated Companies		0	0
151	Plant Material and Supplies		0	0
162	Prepayments		0	0
174	Miscellaneous Current and Accrued Assets		0	0
	<b>Total Current and Accrued Assets</b>		<b>\$49,000</b>	<b>\$64,240</b>
<b>Account No.</b>	<b>Fixed Assets</b>			
101	Utility Plant in Service*		\$624,095	\$630,721
103	Property Held for Future Use		0	0
105	Construction Work in Progress		0	0
108	Accumulated Depreciation (enter as negative)*		(194,860)	(219,774)
121	Non-Utility Property		0	0
122	Accumulated Depreciation - Non Utility		0	0
	<b>Total Fixed Assets</b>		<b>\$429,234</b>	<b>\$410,947</b>
	<b>Total Assets</b>		<b>\$478,234</b>	<b>\$475,187</b>

\*Note these items feed automatically from AR3 UPIS Page 4

Biasi Water Company, Inc.  
Annual Report  
Balance Sheet Liabilities and Owners Equity

<b>Balance Sheet Liabilities and Owners Equity</b>				
	<b>Liabilities</b>		Balance at Beginning of Year (2022)	Balance at End of Year (2022)
<b>Account No.</b>	<b>Current Liabilities</b>			
231	Accounts Payable		(\$1,037)	\$3,827
232	Notes Payable (Current Portion)		0	0
234	Notes Payable to Associated Companies		0	0
235	Customer Deposits		1,851	696
236	Accrued Taxes		4,737	3,588
237	Accrued Interest		0	0
242	Miscellaneous Current and Accrued Liabilities		0	0
	<b>Total Current Liabilities</b>		<b>\$5,552</b>	<b>\$8,110</b>
	<b>Long Term Debt</b>			
224	Long Term Debt (Notes and Bonds)		\$0	\$0
	<b>Deferred Credits</b>			
251	Unamortized Premium on Debt		\$0	\$0
252	Advances in Aid of Construction		118,116	121,173
255	Accumulated Deferred Investment Tax Credits		0	0
271	Contributions in Aid of Construction		7,144	7,144
272	Less: Amortization of Contributions		(1,604)	(1,968)
281	Accumulated Deferred Income Tax		0	
	<b>Total Deferred Credits</b>		<b>\$123,656</b>	<b>\$126,350</b>
	<b>Total Liabilites</b>		<b>\$129,208</b>	<b>\$134,460</b>
	<b>Capital Accounts</b>			
201	Common Stock Issued		\$109,127	\$109,127
211	Other Paid-In Capital		269,654	268,877
215	Retained Earnings		(29,754)	(37,276)
218	Proprietary Capital (Sole Props and Partnerships)		0	
	<b>Total Capital</b>		<b>\$349,027</b>	<b>\$340,727</b>
	<b>Total Liabilities and Capital</b>		<b>\$478,234</b>	<b>\$475,187</b>

**Note: Total liabilities and Capital must match total assets for the beginning and end of the year!**

Biase Water Company, Inc.  
Annual Report  
Water Comparative Income Statement  
12/31/22

<b>Water Comparative Income Statement</b>			
Account No.	Calendar Year	Current Year 01/01/2022 - 12/31/2022	Last Year 01/01/2021 - 12/31/2021
	<b>Operating Revenue</b>		
461	Metered Water Revenue	\$127,669	\$123,964
460	Unmetered Water Revenue	0	0
462	Fire Protection Revenue	0	0
469	Guaranteed Revenues (Surcharges)	0	0
471	Miscellaneous Service Revenues	1,200	1,561
474	Other Water Revenue	0	425
	<b>Total Revenues</b>	<b>\$128,869</b>	<b>\$125,950</b>
	<b>Operating Expenses</b>		
601	Salaries and Wages	52,242.06	\$37,969
604	Employee Pensions and Benefits	0	1,978
610	Purchased Water	0	0
615	Purchased Power	4,341	2,667
618	Chemicals	0	0
620	Materials and Supplies	10,344	8,709
620.1	Repairs and Maintenance	0	0
620.2	Office Supplies and Expense	0	0
630	Contractual Services	0	0
631	Contractual Services - Engineering	3,118	2,203
632	Contractual Services - Accounting	1,693	2,546
633	Contractual Services - Legal	92	120
634	Contractual Services - Management Fees	0	0
635	Contractual Services - Water Testing	2,970	465
636	Contractual Services - Other	680	8,222
640	Rents	0	0
641	Rental of Building/Real Property	0	0
642	Rental of Equipment	0	0
650	Transportation Expenses	17,763	8,619
657	Insurance - General Liability	3,230	2,707
657.1	Insurance - Health and Life	0	0
665	Regulatory Commission Expense - Rate	0	27
670	Bad Debt Expense	0	157
675	Miscellaneous Expense	(841)	283
403	Depreciation Expense (From Schedule AR4)	24,628	22,658
408	Taxes Other Than Income	3,677	2,691
408.11	Property Taxes	4,759	4,540
409	Income Taxes	0	0
427.1	Customer Security Deposit Interest	0	0
	<b>Total Operating Expenses</b>	<b>\$128,697</b>	<b>\$106,561</b>
	<b>Operating Income / (Loss)</b>	<b>\$172</b>	<b>\$19,389</b>
	<b>Other Income / (Expense)</b>		
419	Interest and Dividend Income	73.56	\$34
421	Non-Utility Income	2,817	0
426	Miscellaneous Non-Utility (Expense)	0	0
427	Interest (Expense)	0	18
	<b>Total Other Income / (Expense)</b>	<b>\$2,890</b>	<b>\$52</b>
	<b>Net Income / (Loss)</b>	<b>\$3,062</b>	<b>\$19,442</b>



Biasi Water Company, Inc.  
 Annual Report  
 Full time equivalent employees  
 12/31/22

**Full time equivalent employees**

	Direct Company	Allocated	Outside service	Total
President	0.3	0.0	0.0	0.3
Vice-president	0.0	0.0	0.0	0.0
Manager	0.0	0.0	0.0	0.0
Engineering Staff	0.0	0.0	0.0	0.0
System Operator(s)	0.3	0.0	0.0	0.3
Meter reader	0.0	0.0	0.0	0.0
Customer Service	0.3	0.0	0.0	0.3
Accounting	0.0	0.0	0.0	0.0
Business Office	0.0	0.0	0.0	0.0
Rates Department	0.0	0.0	0.0	0.0
Administrative Staff	0.0	0.0	0.0	0.0
Other	0.0	0.0	0.0	0.0
<b>Total</b>	0.9	0.0	0.0	0.9

Supplemental Financial Data (Long-Term Debt)				
	Loan #1	Loan #2	Loan #3	Loan #4
Date Issued	None			
Source of Loan				
ACC Decision No.				
Reason for Loan				
Dollar Amt. Issued				
Amount Outstanding				
Date of Maturity				
Interest Rate				
Current Year Interest				
Current Year Principal				

Meter Deposit Balance at Test Year End:	\$696
---	-------

Meter Deposits Refunded During the Test Year:	\$1,155
---	---------

*List all bonds, notes, loans, and other types of indebtedness in which the proceeds were used in the provision of public utility service. Indebtedness incurred for personal uses by the owner of the utility should not be listed. Input 0 or none if there is nothing to report for that cell.*

Well and Water Usage											
Name of the System:		BIASI WATER COMPANY									
ADEQ Public Water System Number:		AZ0408138									
ADWR PCC Number:		91-000352.0000									
Well registry 55# (55-XXXXXX):	Pump Horsepower	Pump Yield (gpm)	Casing Depth (feet)	Casing Diameter (inches)	Pump Motor Type **	Year Drilled	Water level 2012	Water level 2022	Meter Size (inches)	How measured:	Active
55-523210	15	85	630	18 & 12	Submersible	1990	N/A	N/A	3	Metered	Yes
55-565318	15	85	200	12	Submersible	1998	N/A	N/A	3	Metered	Yes

Name of system water delivered to: \_\_\_\_\_  
ADWR PCC Number: \_\_\_\_\_  
Source of water delivered to another system \_\_\_\_\_

Name of system water received from: \_\_\_\_\_  
ADWR PCC Number: \_\_\_\_\_  
Source of water received \_\_\_\_\_  
Well registry 55# (55-XXXXXX): \_\_\_\_\_

Month	Water withdrawn (gallons) <sup>1</sup>	Water sold (gallons) <sup>2</sup>	Water delivered (sold) to other systems (gallons) <sup>3</sup>	Water received (purchased) from other systems (gallons) <sup>4</sup>	Estimated authorized use (gallons) <sup>5</sup>	Purchased Power Expense <sup>6</sup>	Purchased Power (kWh) <sup>7</sup>
January	933,110.00	931,110.00	0.00	0.00	0.00	\$426	2,273
February	1,182,580.00	1,131,430.00	0.00	0.00	0.00	440	2,744
March	1,079,430.00	1,077,930.00	0.00	0.00	0.00	303	2,318
April	1,133,630.00	1,131,530.00	0.00	0.00	0.00	341	3,101
May	1,455,040.00	1,452,740.00	0.00	0.00	0.00	329	3,541
June	1,189,600.00	1,186,600.00	0.00	0.00	0.00	351	4,557
July	1,316,020.00	1,311,220.00	0.00	0.00	0.00	299	4,868
August	1,291,660.00	1,287,960.00	0.00	0.00	0.00	309	4,049
September	1,268,500.00	1,266,650.00	0.00	0.00	0.00	346	3,778
October	1,463,370.00	1,461,610.00	0.00	0.00	0.00	417	3,520
November	1,040,350.00	1,039,230.00	0.00	0.00	0.00	404	2,834
December	809,290.00	808,340.00	0.00	0.00	0.00	375	2,194
<b>Totals</b>	<b>14,162,580.00</b>	<b>14,086,350.00</b>	<b>0.00</b>	<b>0.00</b>	<b>0.00</b>	<b>\$4,341</b>	<b>39,777</b>

If applicable, in the space below please provide a description for all un-metered water use along with amounts:

---

1 Water withdrawn - Total gallons of water withdrawn from pumped sources.  
2 Water sold - Total gallons from customer meters, and other sales such as construction water.  
3 Water delivered (sold) to other systems - Total gallons of water delivered to other systems.  
4 Water received (purchased) from other systems - Total gallons of water purchased/received from other systems.  
5 Estimated authorized use - Total estimated gallons from authorized metered or unmetered use. Authorized uses such as flushing (mains, services and hydrants) draining/cleaning tanks, process, construction, fire fighting, etc. Non-authorized use (real losses) are service line breaks and leaks, water main breaks, meter inaccuracies and theft.  
6 Enter the total purchased power costs for the power meters associated with this system.  
7 Enter the total purchased kWh used by the power meters associated with this system.

Water Utility Plant Description			
Name of the System:	BIASI WATER COMPANY		
ADEQ Public Water System Number:	AZ0408138		
ADWR PCC Number:	91-000352.0000		

MAINS		
Sizes (inches)	Material	Length (feet)
6.00	C-900 PVC	8,234
8.00	C-900 PVC	8,500

CUSTOMER METERS			
Size (inches)	Quantity	Percent over 1,000,000 gallons	Percent over 10 years old
5/8 X 3/4	277	30%	85%

SERVICE LINES			
Material	Percent of system	Year installed	
Black poly	100%	Varies	

BOOSTER PUMPS		
Horsepower	GPM	Quantity
None		

FIRE HYDRANTS	
Type	Quantity
Standard *	27
Other	

STORAGE TANKS			
Capacity (gallons)	Material	Quantity	Year installed
100,000	Steel	1	1997

PRESSURE/BLADDER TANKS			
Capacity (gallons)	Material	Quantity	Year installed
None			

\* A standard fire hydrant has two 2.5 inch hose connection nozzles with 7.5 threads per inch, and one 4.5 inch pumper connection nozzle with 4 threads per inch.

<b>Water Utility Plant Description (Continued)</b>
--

For the following three items, list the utility owned assets in each category for each system.

<b>TREATMENT EQUIPMENT:</b>	None
-----------------------------	------

<b>STRUCTURES:</b>	6' Fence at Tank Site
--------------------	-----------------------

<b>OTHER:</b>	None
---------------	------

**Provide a calculation used to determine the value of one water equivalent residential connection (ERC).**

Use one of the following methods:

- (a) If actual flow data are available from the preceding 12 months, divide the total annual single family residence (SFR) gallons sold by the average number of single family residence customers for the same period and divide the result by
- (b) If no historical flow data are available, use:  
 $ERC = ( \text{Total SFR gallons sold (Omit 000)} / 365 \text{ days} / 350 \text{ gallons per day} )$

ERC

Method used:

Customer and Other Information	
Name of the System:	BIASI WATER COMPANY
ADEQ Public Water System Number:	AZ0408138
ADWR PCC Number:	91-000352.0000

Month	Number of Customers				
	Single-Family	Multi-Family	Commercial	Turf/Irrigation	Other Non-Residential
January	264	0	0	0	0
February	264	0	0	0	0
March	265	0	0	0	0
April	270	0	0	0	0
May	271	0	0	0	0
June	271	0	0	0	0
July	272	0	0	0	0
August	273	0	0	0	0
September	275	0	0	0	0
October	276	0	0	0	0
November	277	0	0	0	0
December	277	0	0	0	0

If the system has fire hydrants, what is the fire flow requirements?  GPM for  hrs.

Does the system have chlorination treatment?

Does the Company have an ADWR Gallons Per Capita Per Day (GPCPD) requirement?   
 If yes, provide the GPCPD amount:

Is the Water Utility located in an ADWR Active Management Area (AMA)?   
 If yes, which AMA?

What is the present system connection capacity (in ERCs \*) using existing lines?

What is the future system connection capacity (in ERCs \*) upon service area buildout?

Describe any plans and estimated completion dates for any enlargements or improvements of this system.

\* an ERC is based on the calculation on the bottom of AR9 page 12.

Biasi Water Company, Inc.  
 Annual Report  
 Utility Shutoffs / Disconnects  
 12/31/22

Utility Shutoffs / Disconnects	
Name of the System:	BIASI WATER COMPANY
ADEQ Public Water System Number:	AZ0408138
ADWR PCC Number:	91-000352.0000

Month	Termination without Notice R14-2-410.B	Termination with Notice R14-2-410.C	Other
January	0	0	0
February	0	0	0
March	0	1	0
April	0	0	0
May	0	0	0
June	0	0	0
July	0	1	0
August	0	0	0
September	0	0	0
October	0	0	0
November	0	1	0
December	0	0	0
<b>Total</b>	<b>0</b>	<b>3</b>	<b>0</b>

**Other (description):**

**Instructions:** Fill out the Grey Cells with the relevent information. Input 0 or none if there is nothing recorded in that account or there is no applicable information to report.

Biasi Water Company, Inc.  
Annual Report  
Property Taxes  
12/31/22

Property Taxes	
----------------	--

Amount of actual property taxes paid during Calendar Year 2022 was	
--	--

4,758.91
----------

If no property taxes paid, explain why.
---

<b>Instructions:</b> Fill out the Grey Cells with the relevant information. Input 0 or none if there is nothing recorded in that account or there is no applicable information to report.
---



**Verification and Sworn Statement (Taxes)**

**Verification:** State of Arizona I, the undersigned of the  
(state name)

County of (county name): Mohave  
Name (owner or official) title: Gary Biasi, President  
Company name: Biasi Water Company, Inc.

DO SAY THAT THIS ANNUAL UTILITY PROPERTY TAX AND SALES TAX REPORT TO THE ARIZONA CORPORATION COMMISSION.

FOR THE YEAR ENDING: 12/31/22

HAS BEEN PREPARED UNDER MY DIRECTION, FROM THE ORIGINAL BOOKS, PAPERS AND RECORDS OF SAID UTILITY; THAT I HAVE CAREFULLY EXAMINED THE SAME, AND DECLARE THE SAME TO BE A COMPLETE AND CORRECT STATEMENT OF BUSINESS AND AFFAIRS OF SAID UTILITY FOR THE PERIOD COVERED BY THIS REPORT IN RESPECT TO EACH AND EVERY MATTER AND THING SET FORTH, TO THE BEST OF MY KNOWLEDGE, INFORMATION AND BELIEF.

**Sworn Statement:** I HEREBY ATTEST THAT ALL PROPERTY TAXES FOR SAID COMPANY ARE CURRENT AND PAID IN FULL.

I HEREBY ATTEST THAT ALL SALES TAXES FOR SAID COMPANY ARE CURRENT AND PAID IN FULL.


Gary Biasi  
signature of owner/official

928-347-5921  
telephone no.

SUBSCRIBED AND SWORN TO BEFORE ME A NOTARY PUBLIC  
IN AND FOR THE COUNTY

THIS 24th DAY OF Washington  
April 2023  
(month) and (year)

MY COMMISSION EXPIRES 12-08-2025  
(date)



Tyler Burrows  
(signature of notary public)

**Verification and Sworn Statement**

**Verification:**

State of Arizona I, the undersigned of the  
(state name)

County of (county name): Mohave

Name (owner or official) title: Gary Biasi, President

Company name: Biasi Water Company, Inc.

DO SAY THAT THIS ANNUAL UTILITY PROPERTY TAX AND SALES TAX REPORT TO THE ARIZONA CORPORATION COMMISSION.

FOR THE YEAR ENDING: 12/31/22


HAS BEEN PREPARED UNDER MY DIRECTION, FROM THE ORIGINAL BOOKS, PAPERS AND RECORDS OF SAID UTILITY; THAT I HAVE CAREFULLY EXAMINED THE SAME, AND DECLARE THE SAME TO BE A COMPLETE AND CORRECT STATEMENT OF BUSINESS AND AFFAIRS OF SAID UTILITY FOR THE PERIOD COVERED BY THIS REPORT IN RESPECT TO EACH AND EVERY MATTER AND THING SET FORTH, TO THE BEST OF MY KNOWLEDGE, INFORMATION AND BELIEF.

**Sworn Statement:** IN ACCORDANCE WITH THE REQUIREMENTS OF TITLE 40, ARTICLE 8, SECTION 40-401, ARIZONA REVISED STATUTES, IT IS HEREIN REPORTED THAT THE GROSS OPERATING REVENUE OF SAID UTILITY DERIVED FROM ARIZONA INTRASTATE UTILITY OPERATIONS DURING THE CALENDAR YEAR WAS:

Arizona Intrastate Gross Operating Revenues Only (\$) 139,074.37  
(The amount in the box above includes 7,628.10 in sales taxes billed or collected)

Gary Biasi  
signature of owner/official

928-347-5921  
telephone no.



SUBSCRIBED AND SWORN TO BEFORE ME A NOTARY PUBLIC IN AND FOR THE COUNTY Washington

THIS 24th DAY OF April 2023  
(month) and (year)

MY COMMISSION EXPIRES 12-08-2025  
(date)

Tyler Burrows  
(signature of notary public)

**Verification and Sworn Statement (Residential Revenue)**

**Verification:**

State of Arizona I, the undersigned of the  
(state name)

County of (county name): Mohave  
Name (owner or official) title: Gary Biasi, President  
Company name: Biasi Water Company, Inc.

DO SAY THAT THIS ANNUAL UTILITY PROPERTY TAX AND SALES TAX REPORT TO THE ARIZONA CORPORATION COMMISSION.

FOR THE YEAR ENDING: 12/31/22

HAS BEEN PREPARED UNDER MY DIRECTION, FROM THE ORIGINAL BOOKS, PAPERS AND RECORDS OF SAID UTILITY; THAT I HAVE CAREFULLY EXAMINED THE SAME, AND DECLARE THE SAME TO BE A COMPLETE AND CORRECT STATEMENT OF BUSINESS AND AFFAIRS OF SAID UTILITY FOR THE PERIOD COVERED BY THIS REPORT IN RESPECT TO EACH AND EVERY MATTER AND THING SET FORTH, TO THE BEST OF MY KNOWLEDGE, INFORMATION AND BELIEF.

**Sworn Statement:** IN ACCORDANCE WITH THE REQUIREMENTS OF TITLE 40, ARTICLE 8, SECTION 40-401, ARIZONA REVISED STATUTES, IT IS HEREIN REPORTED THAT THE GROSS OPERATING REVENUE OF SAID UTILITY DERIVED FROM ARIZONA INTRASTATE UTILITY OPERATIONS RECEIVED FROM RESIDENTIAL CUSTOMERS DURING THE CALENDAR YEAR WAS:

Arizona Intrastate Gross Operating Revenues Only (\$)

139,074.37

(The amount in the box above includes

7,628.10 in sales taxes  
billed or collected)

*Gary Biasi*  
signature of owner/official


928-347-5921  
telephone no.

SUBSCRIBED AND SWORN TO BEFORE ME A NOTARY PUBLIC  
IN AND FOR THE COUNTY

Washington  
(county name)

THIS 24<sup>th</sup> DAY OF April 2023  
(month) and (year)

MY COMMISSION EXPIRES 12-08-2025  
(date)



*Tyler Burrows*  
(signature of notary public)