

ANNUAL REPORT

Of

Company Name: Baca Float Water Company

6808 N Dysart Rd Ste 116

Mailing Address: Glendale AZ 85307

**RECEIVED
BY EMAIL**

4/2/2023, 3:02 PM

**ARIZONA CORPORATION COMMISSION
UTILITIES DIVISION**

Docket No.: WS-01678A

For the Year Ended: 12/31/22

WATER UTILITY

To

Arizona Corporation Commission

Due on April 15th

Email: Util-Compliance@azcc.gov, mail or deliver the completed Annual Report to:

Arizona Corporation Commission
Compliance Section - Utilities Division
1200 West Washington Street
Phoenix, Arizona 85007

Application Type: Original Filing

Application Date: 4/3/2023

ARIZONA CORPORATION COMMISSION
WATER UTILITY ANNUAL REPORT
Baca Float Water Company
A Class Utility

For the Calendar Year Ended:

Primary Address:
City: State: Zip Code:

Telephone Number:

Date of Original Organization of Utility:

Person to whom correspondence should be addressed concerning this report:

Name:
Telephone No. :
Address:
City: State: Zip Code:
Email:

Name:
Telephone No. :
Address:
City: State: Zip Code:
Email:

Name:
Telephone No. :
Address:
City: State: Zip Code:
Email:

Name:
Telephone No. :
Address:
City: State: Zip Code:
Email:

Name:
Telephone No. :
Address:
City: State: Zip Code:
Email:

Ownership:

Counties Served:

Important changes during the year	
--	--

No	For those companies not subject to the affiliated interest rules, has there been a change in ownership or direct control during the year?
	If yes, please provide specific details in the box below.

No	Has the company been notified by any other regulatory authorities during the year, that they are out of compliance?
	If yes, please provide specific details in the box below.

Utility Plant in Service (Water)							
Account No.	Description	Beginning Year Original Cost	Current Year Additions	Current Year Retirements	Adjusted Original Cost	Accumulated Depreciation	OCLD (OC less AD)
301	Organization	\$0	\$0	\$0	\$0	\$0	\$0
302	Franchises	0	0	0	0	0	0
303	Land and Land Rights	1,084	0	0	1,084	0	1,084
304	Structures and Improvements	63,790	0	0	63,790	39,663	24,127
305	Collecting & Improving Reservoirs	0	0	0	0	0	0
306	Lake, River, Canal Intakes	0	0	0	0	0	0
307	Wells and Springs	121,345	0	0	121,345	83,663	37,682
308	Infiltration Galleries	0	0	0	0	0	0
309	Supply Mains	0	0	0	0	0	0
310	Power Generation Equipment	76,860	0	0	76,860	54,582	22,278
311	Pumping Equipment	85,775	0	0	85,775	63,041	22,734
320	Water Treatment Equipment	0	0	0	0	0	0
320.1	Water Treatment Plants	155,538	0	0	155,538	85,399	70,139
320.2	Solution Chemical Feeders	3,189	0	0	3,189	2,876	313
320.3	Point-of-Use Treatment Devices	45,441	49,867	0	95,308	50,428	44,880
330	Distribution Reservoirs and Standpipes	0	0	0	0	0	0
330.1	Storage Tanks	265,998	0	0	265,998	97,270	168,728
330.2	Pressure Tanks	3,005	0	0	3,005	1,728	1,277
331	Transmission and Distribution Mains	599,410	0	0	599,410	198,941	400,469
333	Services	78,225	3,570	0	81,795	39,684	42,111
334	Meters and Meter Installations	60,547	11,127	0	71,674	52,907	18,767
335	Hydrants	81,000	0	0	81,000	25,110	55,890
336	Backflow Prevention Devices	0	0	0	0	0	0
339	Other Plant and Misc. Equipment	24,594	0	0	24,594	23,786	808
340	Office Furniture and Equipment	1,914	0	0	1,914	1,914	0
340.1	Computer & Software	446	0	0	446	446	0
341	Transportation Equipment	21,299	0	0	21,299	19,536	1,763
342	Stores Equipment	0	0	0	0	0	0
343	Tools, Shop and Garage Equipment	1,639	1,115	0	2,754	1,314	1,440
344	Laboratory Equipment	0	0	0	0	0	0
345	Power Operated Equipment	0	0	0	0	0	0
346	Communication Equipment	0	0	0	0	0	0
347	Miscellaneous Equipment	0	0	0	0	0	0
348	Other Tangible Plant	0	0	0	0	0	0
	Totals	\$1,691,099	\$65,679	\$0	\$1,756,778	\$842,288	\$914,490

Baca Float Water Company
Annual Report
Depreciation Expense for the Current Year (Water)
12/31/22

Depreciation Expense for the Current Year (Water)									
Account No.	Description	Beginning Year Original Cost	Current Year Additions	Current Year Retirements	Adjusted Original Cost	Fully Depreciated/Non-depreciable Plant	Depreciable Plant	Depreciation Percentages	Depreciation Expense
301	Organization	\$0	\$0	\$0	\$0	\$0	\$0	0.00%	\$0
302	Franchises	0	0	0	0	0	0	0.00%	0
303	Land and Land Rights	1,084	0	0	1,084	1,084	0	0.00%	0
304	Structures and Improvements	63,790	0	0	63,790	0	63,790	3.33%	2,124
305	Collecting & Improving Reservoirs	0	0	0	0	0	0	0.00%	0
306	Lake, River, Canal Intakes	0	0	0	0	0	0	0.00%	0
307	Wells and Springs	121,345	0	0	121,345	0	121,345	3.33%	4,041
308	Infiltration Galleries	0	0	0	0	0	0	0.00%	0
309	Supply Mains	0	0	0	0	0	0	2.00%	0
310	Power Generation Equipment	76,860	0	0	76,860	0	76,860	5.00%	3,843
311	Pumping Equipment	85,775	0	0	85,775	45,594	40,181	12.50%	5,023
320	Water Treatment Equipment	0	0	0	0	0	0	0.00%	0
320.1	Water Treatment Plants	155,538	0	0	155,538	0	155,538	3.33%	5,179
320.2	Solution Chemical Feeders	3,189	0	0	3,189	2,147	1,042	20.00%	208
320.3	Point-of-Use Treatment Devices	45,441	49,867	0	95,308	45,441	49,867	20.00%	10,633
330	Distribution Reservoirs and Standpipes	0	0	0	0	0	0	2.22%	0
330.1	Storage Tanks	265,998	0	0	265,998	0	265,998	2.22%	5,905
330.2	Pressure Tanks	3,005	0	0	3,005	0	3,005	5.00%	150
331	Transmission and Distribution Mains	599,410	0	0	599,410	0	599,410	2.00%	11,988
333	Services	78,225	3,570	0	81,795	0	81,795	3.33%	2,664
334	Meters and Meter Installations	60,547	11,127	0	71,674	49,944	21,730	8.33%	1,347
335	Hydrants	81,000	0	0	81,000	0	81,000	2.00%	1,620
336	Backflow Prevention Devices	0	0	0	0	0	0	0.00%	0
339	Other Plant and Misc. Equipment	24,594	0	0	24,594	0	24,594	6.67%	1,640
340	Office Furniture and Equipment	1,914	0	0	1,914	1,914	0	6.67%	0
340.1	Computer & Software	446	0	0	446	446	0	20.00%	0
341	Transportation Equipment	21,299	0	0	21,299	15,423	5,876	20.00%	4,260
342	Stores Equipment	0	0	0	0	0	0	0.00%	0
343	Tools, Shop and Garage Equipment	1,639	1,115	0	2,754	0	2,754	5.00%	110
344	Laboratory Equipment	0	0	0	0	0	0	0.00%	0
345	Power Operated Equipment	0	0	0	0	0	0	0.00%	0
346	Communication Equipment	0	0	0	0	0	0	0.00%	0
347	Miscellaneous Equipment	0	0	0	0	0	0	0.00%	0
348	Other Tangible Plant	0	0	0	0	0	0	0.00%	0
	Subtotal	\$1,691,099	\$65,679	\$0	\$1,756,778	\$161,993	\$1,594,785		\$60,736

Contribution(s) in Aid of Construction (Gross)	\$856,283
Less: Non Amortizable Contribution(s)	0
Fully Amortized Contribution(s)	0
Amortizable Contribution(s)	\$856,283
Times: Proposed Amortization Rate	3.12%
Amortization of CIAC	\$26,716

Less: Amortization of CIAC \$26,716

DEPRECIATION EXPENSE \$34,020

Baca Float Water Company
Annual Report
Balance Sheet Assets
12/31/22

Balance Sheet Assets				
	Assets		Balance at Beginning of Year (2022)	Balance at End of Year (2022)
Account No.	Current and Accrued Assets			
131	Cash		\$12,272	\$35,063
134	Working Funds		0	0
135	Temporary Cash Investments		0	0
141	Customer Accounts Receivable		13,332	759
146	Notes Receivable from Associated Companies		0	(17,969)
151	Plant Material and Supplies		0	0
162	Prepayments		0	7,247
174	Miscellaneous Current and Accrued Assets		58,630	193,033
	Total Current and Accrued Assets		\$84,234	\$218,133
Account No.	Fixed Assets			
101	Utility Plant in Service*		\$1,691,099	\$1,756,778
103	Property Held for Future Use		0	0
105	Construction Work in Progress		0	0
108	Accumulated Depreciation (enter as negative)*		(781,552)	(842,288)
121	Non-Utility Property		0	0
122	Accumulated Depreciation - Non Utility		0	0
	Total Fixed Assets		\$909,547	\$914,490
	Total Assets		\$993,781	\$1,132,623

*Note these items feed automatically from AR3 UPIS Page 4

Baca Float Water Company
Annual Report
Balance Sheet Liabilities and Owners Equity

Balance Sheet Liabilities and Owners Equity				
	Liabilities		Balance at Beginning of Year (2022)	Balance at End of Year (2022)
Account No.	Current Liabilities			
231	Accounts Payable		\$3,020	\$5,224
232	Notes Payable (Current Portion)		0	0
234	Notes Payable to Associated Companies		0	0
235	Customer Deposits		1,025	0
236	Accrued Taxes		11,215	8,523
237	Accrued Interest		0	0
242	Miscellaneous Current and Accrued Liabilities		631	817
	Total Current Liabilities		\$15,891	\$14,564
	Long Term Debt			
224	Long Term Debt (Notes and Bonds)		\$0	\$0
	Deferred Credits			
251	Unamortized Premium on Debt		\$0	\$0
252	Advances in Aid of Construction		17,657	14,520
255	Accumulated Deferred Investment Tax Credits		0	0
271	Contributions in Aid of Construction		856,283	856,283
272	Less: Amortization of Contributions		(460,366)	(487,082)
281	Accumulated Deferred Income Tax		0	124,544
	Total Deferred Credits		\$413,574	\$508,265
	Total Liabilites		\$429,465	\$522,829
	Capital Accounts			
201	Common Stock Issued		\$7,560	\$7,560
211	Other Paid-In Capital		822,759	822,759
215	Retained Earnings		(266,003)	(220,525)
218	Proprietary Capital (Sole Props and Partnerships)		0	0
	Total Capital		\$564,316	\$609,794
	Total Liabilities and Capital		\$993,781	\$1,132,623

Note: Total liabilities and Capital must match total assets for the beginning and end of the year!

Baca Float Water Company
Annual Report
Water Comparative Income Statement
12/31/22

Water Comparative Income Statement			
Account No.	Calendar Year	Current Year 01/01/2022 - 12/31/2022	Last Year 01/01/2021 - 12/31/2021
	Operating Revenue		
461	Metered Water Revenue	\$320,510	\$306,749
460	Unmetered Water Revenue	0	0
462	Fire Protection Revenue	0	0
469	Guaranteed Revenues (Surcharges)	0	0
471	Miscellaneous Service Revenues	5,351	2,697
474	Other Water Revenue	0	0
	Total Revenues	\$325,861	\$309,446
	Operating Expenses		
601	Salaries and Wages	\$61,524	\$60,093
604	Employee Pensions and Benefits	0	0
610	Purchased Water	0	0
615	Purchased Power	16,853	16,842
618	Chemicals	929	877
620	Materials and Supplies	0	0
620.1	Repairs and Maintenance	9,000	6,157
620.2	Office Supplies and Expense	1,980	2,078
630	Contractual Services	0	0
631	Contractual Services - Engineering	0	0
632	Contractual Services - Accounting	3,582	1,024
633	Contractual Services - Legal	32	624
634	Contractual Services - Management Fees	73,180	71,674
635	Contractual Services - Water Testing	4,365	5,311
636	Contractual Services - Other	896	0
640	Rents	0	0
641	Rental of Building/Real Property	0	0
642	Rental of Equipment	0	0
650	Transportation Expenses	6,746	3,517
657	Insurance - General Liability	6,621	3,649
657.1	Insurance - Health and Life	7,193	7,817
665	Regulatory Commission Expense - Rate	0	0
670	Bad Debt Expense	(10)	1,776
675	Miscellaneous Expense	2,999	1,752
403	Depreciation Expense (From Schedule AR4)	34,020	30,641
408	Taxes Other Than Income	4,679	4,646
408.11	Property Taxes	13,857	14,255
409	Income Taxes	36,974	54,627
427.1	Customer Security Deposit Interest	12	5
	Total Operating Expenses	\$285,432	\$287,365
	Operating Income / (Loss)	\$40,429	\$22,081
	Other Income / (Expense)		
419	Interest and Dividend Income	\$0	\$0
421	Non-Utility Income	0	73
426	Miscellaneous Non-Utility (Expense)	0	0
427	Interest (Expense)	0	0
	Total Other Income / (Expense)	\$0	\$73
	Net Income / (Loss)	\$40,429	\$22,154

Full time equivalent employees

	Direct Company	Allocated	Outside service	Total
President				0.0
Vice-president				0.0
Manager			unable to	0.0
Engineering Staff			determine	0.0
System Operator(s)	2.0		without	2.0
Meter reader			significant	0.0
Customer Service			analysis	0.0
Accounting				0.0
Business Office				0.0
Rates Department				0.0
Administrative Staff				0.0
Other				0.0
Total	2.0	0.0	0.0	2.0

Supplemental Financial Data (Long-Term Debt)				
	Loan #1	Loan #2	Loan #3	Loan #4
Date Issued	No Loans			
Source of Loan				
ACC Decision No.				
Reason for Loan				
Dollar Amt. Issued				
Amount Outstanding				
Date of Maturity				
Interest Rate				
Current Year Interest				
Current Year Principal				

Meter Deposit Balance at Test Year End:	\$14,520
---	----------

Meter Deposits Refunded During the Test Year:	\$1,337
---	---------

List all bonds, notes, loans, and other types of indebtedness in which the proceeds were used in the provision of public utility service. Indebtedness incurred for personal uses by the owner of the utility should not be listed. Input 0 or none if there is nothing to report for that cell.

Water Utility Plant Description (Continued)
--

For the following three items, list the utility owned assets in each category for each system.

TREATMENT EQUIPMENT:	Electric liquid chlorination system, Adedge arsenic treatment system
STRUCTURES:	14 x 20 foot Tuff shed, 15 x 20 foot storage shed, 16 x 24 foot arsenic treatment shed, 16 x 18 foot booster system shed and 600 lineal feet of chain link fence surrounding plant
OTHER:	250 KW gas generator, 30 backflow preventors

Provide a calculation used to determine the value of one water equivalent residential connection (ERC).

Use one of the following methods:

- (a) If actual flow data are available from the preceding 12 months, divide the total annual single family residence (SFR) gallons sold by the average number of single family residence customers for the same period and divide the result by
- (b) If no historical flow data are available, use:
 $ERC = (\text{Total SFR gallons sold (Omit 000)} / 365 \text{ days} / 350 \text{ gallons per day})$

ERC

155

 Method used:

(a)

Customer and Other Information	
Name of the System:	BACA FLOAT WATER CO, INC
ADEQ Public Water System Number:	AZ0412037
ADWR PCC Number:	91-000599.0000

Month	Number of Customers				
	Single-Family	Multi-Family	Commercial	Turf/Irrigation	Other Non-Residential
January	402	0	40	0	0
February	400	0	39	0	0
March	402	0	39	0	0
April	404	0	40	0	0
May	392	0	40	0	0
June	399	0	40	0	0
July	409	0	40	0	0
August	394	0	39	0	0
September	395	0	39	0	0
October	395	0	39	0	0
November	395	0	37	0	0
December	395	0	38	0	0

If the system has fire hydrants, what is the fire flow requirements? GPM for hrs.

Does the system have chlorination treatment?

Does the Company have an ADWR Gallons Per Capita Per Day (GPCPD) requirement?
 If yes, provide the GPCPD amount:

Is the Water Utility located in an ADWR Active Management Area (AMA)?
 If yes, which AMA?

What is the present system connection capacity (in ERCs *) using existing lines?

What is the future system connection capacity (in ERCs *) upon service area buildout?

Describe any plans and estimated completion dates for any enlargements or improvements of this system.

* an ERC is based on the calculation on the bottom of AR9 page 12.

Baca Float Water Company
 Annual Report
 Utility Shutoffs / Disconnects
 12/31/22

Utility Shutoffs / Disconnects	
Name of the System:	BACA FLOAT WATER CO, INC
ADEQ Public Water System Number:	AZ0412037
ADWR PCC Number:	91-000599.0000

Month	Termination without Notice R14-2-410.B	Termination with Notice R14-2-410.C	Other
January	0	0	0
February	0	6	0
March	0	0	0
April	0	6	0
May	0	8	0
June	0	7	0
July	0	8	0
August	0	5	0
September	0	1	0
October	0	3	0
November	0	3	0
December	0	0	0
Total	0	47	0

Other (description): N/A

Instructions: Fill out the Grey Cells with the relevent information. Input 0 or none if there is nothing recorded in that account or there is no applicable information to report.

Property Taxes	
-----------------------	--

Amount of actual property taxes paid during Calendar Year 2022 was	
--	--

\$14,104

If no property taxes paid, explain why.

N/A

Instructions: Fill out the Grey Cells with the relevant information. Input 0 or none if there is nothing recorded in that account or there is no applicable information to report.

Verification and Sworn Statement (Taxes)

Verification: State of Arizona I, the undersigned of the
(state name)

County of (county name): Maricopa
Name (owner or official) title: Bryan Thomas, President
Company name: Baca Float Water Company

DO SAY THAT THIS ANNUAL UTILITY PROPERTY TAX AND SALES TAX REPORT TO THE ARIZONA CORPORATION COMMISSION.

FOR THE YEAR ENDING: 12/31/22

HAS BEEN PREPARED UNDER MY DIRECTION, FROM THE ORIGINAL BOOKS, PAPERS AND RECORDS OF SAID UTILITY; THAT I HAVE CAREFULLY EXAMINED THE SAME, AND DECLARE THE SAME TO BE A COMPLETE AND CORRECT STATEMENT OF BUSINESS AND AFFAIRS OF SAID UTILITY FOR THE PERIOD COVERED BY THIS REPORT IN RESPECT TO EACH AND EVERY MATTER AND THING SET FORTH, TO THE BEST OF MY KNOWLEDGE, INFORMATION AND BELIEF.

Sworn Statement: I HEREBY ATTEST THAT ALL PROPERTY TAXES FOR SAID COMPANY ARE CURRENT AND PAID IN FULL.

I HEREBY ATTEST THAT ALL SALES TAXES FOR SAID COMPANY ARE CURRENT AND PAID IN FULL.

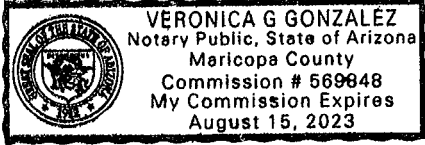
B/T
signature of owner/official

623-935-1100
telephone no.

SUBSCRIBED AND SWORN TO BEFORE ME A NOTARY PUBLIC
IN AND FOR THE COUNTY

THIS 4th DAY OF April 2023
(month) and (year)

MY COMMISSION EXPIRES 8/15/23
(date)



Veronica G Gonzalez
(signature of notary public)

Verification and Sworn Statement

Verification:

State of Arizona I, the undersigned of the
(state name)
County of (county name): Maricopa
Name (owner or official) title: Bryan Thomas, President
Company name: Baca Float Water Company

DO SAY THAT THIS ANNUAL UTILITY PROPERTY TAX AND SALES TAX REPORT TO THE ARIZONA CORPORATION COMMISSION.

FOR THE YEAR ENDING: 12/31/22

HAS BEEN PREPARED UNDER MY DIRECTION, FROM THE ORIGINAL BOOKS, PAPERS AND RECORDS OF SAID UTILITY; THAT I HAVE CAREFULLY EXAMINED THE SAME, AND DECLARE THE SAME TO BE A COMPLETE AND CORRECT STATEMENT OF BUSINESS AND AFFAIRS OF SAID UTILITY FOR THE PERIOD COVERED BY THIS REPORT IN RESPECT TO EACH AND EVERY MATTER AND THING SET FORTH, TO THE BEST OF MY KNOWLEDGE, INFORMATION AND BELIEF.

Sworn Statement: IN ACCORDANCE WITH THE REQUIREMENTS OF TITLE 40, ARTICLE 8, SECTION 40-401, ARIZONA REVISED STATUTES; IT IS HEREIN REPORTED THAT THE GROSS OPERATING REVENUE OF SAID UTILITY DERIVED FROM ARIZONA INTRASTATE UTILITY OPERATIONS DURING THE CALENDAR YEAR WAS:

Arizona Intrastate Gross Operating Revenues Only (\$)

\$346,934

(The amount in the box above includes

\$21,073 in sales taxes
billed or collected)

BTK
signature of owner/official

623-935-1100
telephone no.

SUBSCRIBED AND SWORN TO BEFORE ME A NOTARY PUBLIC
IN AND FOR THE COUNTY

Maricopa
(county name)

THIS 4th DAY OF April 2023
(month) and (year)

MY COMMISSION EXPIRES 8/15/23
(date)



Veronica G Gonzalez
(signature of notary public)

Verification and Sworn Statement (Residential Revenue)

Verification:

State of Arizona I, the undersigned of the
(state name)

County of (county name): Maricopa
Name (owner or official) title: Bryan Thomas, President
Company name: Baca Float Water Company

DO SAY THAT THIS ANNUAL UTILITY PROPERTY TAX AND SALES TAX REPORT TO THE ARIZONA CORPORATION COMMISSION.

FOR THE YEAR ENDING: 12/31/22

HAS BEEN PREPARED UNDER MY DIRECTION, FROM THE ORIGINAL BOOKS, PAPERS AND RECORDS OF SAID UTILITY; THAT I HAVE CAREFULLY EXAMINED THE SAME, AND DECLARE THE SAME TO BE A COMPLETE AND CORRECT STATEMENT OF BUSINESS AND AFFAIRS OF SAID UTILITY FOR THE PERIOD COVERED BY THIS REPORT IN RESPECT TO EACH AND EVERY MATTER AND THING SET FORTH, TO THE BEST OF MY KNOWLEDGE, INFORMATION AND BELIEF.

Sworn Statement: IN ACCORDANCE WITH THE REQUIREMENTS OF TITLE 40, ARTICLE 8, SECTION 40-401, ARIZONA REVISED STATUTES, IT IS HEREIN REPORTED THAT THE GROSS OPERATING REVENUE OF SAID UTILITY DERIVED FROM ARIZONA INTRASTATE UTILITY OPERATIONS RECEIVED FROM RESIDENTIAL CUSTOMERS DURING THE CALENDAR YEAR WAS:

Arizona Intrastate Gross Operating Revenues Only (\$)

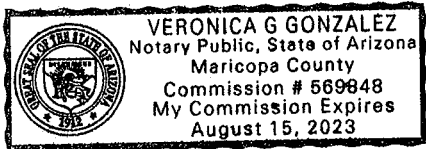
\$246,217
(The amount in the box above includes
\$14,837 in sales taxes
billed or collected)

B/T
signature of owner/official
623-935-1100
telephone no.

SUBSCRIBED AND SWORN TO BEFORE ME A NOTARY PUBLIC
IN AND FOR THE COUNTY Maricopa
(county name)

THIS 4th DAY OF April 2023
(month) and (year)

MY COMMISSION EXPIRES 8/15/23
(date)



Veronica G Gonzalez
(signature of notary public)

Baca Float Water Company
Annual Report
Full Gross-up Method for Income Tax Statement of Certification
12/31/22

Full Gross-up Method for Income Tax Statement of Certification

Verification:

State of Arizona I, the undersigned of the
(state name)

County of (county name): Maricopa
Name (owner or official) title: Bryan Thomas, President
Company name: Baca Float Water Company

FOR THE YEAR ENDING: 12/31/22

Sworn Statement:

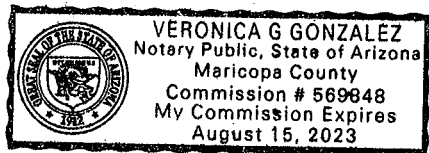
IN ACCORDANCE WITH THE REQUIREMENTS OF DECISION NO. 77084, BECAUSE THE UTILITY REQUIRES THE GROSS UP OF ADVANCES AND CONTRIBUTIONS, I HEREBY STATE THAT THE UTILITY HAS NOT INCURRED NOR IS EXPECTED TO INCUR A NET INCREASE IN CURRENT INCOME TAX EXPENSE OR A DECREASE IN DEFERRED TAX ASSET FOR A CARRY FORWARD ACCORDING TO GAAP IN AN AMOUNT EQUAL TO OR GREATER THAN THE AMOUNT OF THE REQUIRED GROSS UP PAID BY DEVELOPERS IN THE PERIOD COVERED BY THIS ANNUAL REPORT.

BTA
signature of owner/official
623-935-1100
telephone no.

SUBSCRIBED AND SWORN TO BEFORE ME A NOTARY PUBLIC
IN AND FOR THE COUNTY Maricopa
(county name)

THIS 4th DAY OF April 2023
(month) and (year)

MY COMMISSION EXPIRES 8/15/23
(date)



Veronica G. Gonzalez
(signature of notary public)