

ANNUAL REPORT

Of

Company Name:
6808 N Dysart Rd Ste 116

Mailing Address: Glendale AZ 85307

Docket No.:
For the Year Ended:

**RECEIVED
BY EMAIL
4/2/2023, 3:02 PM
ARIZONA CORPORATION COMMISSION
UTILITIES DIVISION**

WASTEWATER UTILITY

To

Arizona Corporation Commission

Due on April 15th

Email: Util-Compliance@azcc.gov, mail or deliver the completed Annual Report to:
Arizona Corporation Commission
Compliance Section - Utilities Division
1200 West Washington Street
Phoenix, Arizona 85007

Application Type:
Application Date:

ARIZONA CORPORATION COMMISSION
WASTEWATER UTILITY ANNUAL REPORT
Baca Float Water Company
A Class Utility

For the Calendar Year Ended:

Primary Address:
City: State: Zip Code:

Telephone Number:

Date of Original Organization of Utility:

Person to whom correspondence should be addressed concerning this report:

Name:
Telephone No. :
Address:
City: State: Zip Code:
Email:

Name:
Telephone No. :
Address:
City: State: Zip Code:
Email:

Name:
Telephone No. :
Address:
City: State: Zip Code:
Email:

Name:
Telephone No. :
Address:
City: State: Zip Code:
Email:

Name:
Telephone No. :
Address:
City: State: Zip Code:
Email:

Ownership:

Counties Served:

Important changes during the year	
--	--

No	For those companies not subject to the affiliated interest rules, has there been a change in ownership or direct control during the year?
	If yes, please provide specific details in the box below.

No	Has the company been notified by any other regulatory authorities during the year, that they are out of compliance?
	If yes, please provide specific details in the box below.

Utility Plant in Service (Wastewater)							
Account No.	Description	Beginning Year Original Cost	Current Year Additions	Current Year Retirements	Adjusted Original Cost	Accumulated Depreciation	OCLD (OC less AD)
351	Organization	\$0	\$0	\$0	\$0	\$0	\$0
352	Franchises	0	0	0	0	0	0
353	Land and Land Rights	1,631	0	0	1,631	0	1,631
354	Structures and Improvements	79,242	0	0	79,242	49,186	30,056
355	Power Generation Equipment	1,935	0	0	1,935	1,016	919
360	Collections Wastewater - Force	0	0	0	0	0	0
361	Collections Wastewater - Gravity	2,186,639	0	0	2,186,639	1,642,307	544,332
362	Special Collecting Structures	5,200	0	0	5,200	468	4,732
363	Services to Customers	6,925	0	0	6,925	1,272	5,653
364	Flow Measuring Devices	293	0	0	293	293	0
365	Flow Measuring Installations	0	0	0	0	0	0
366	Reuse Services	0	0	0	0	0	0
367	Reuse Meters & Meter Installations	0	0	0	0	0	0
370	Receiving Wells	0	0	0	0	0	0
371	Pumping Equipment	48,719	27,351	0	76,070	17,731	58,339
374	Reuse Distribution Reservoirs	0	0	0	0	0	0
375	Reuse Trans. And Distr. Equipment	0	0	0	0	0	0
380	Treatment and Disposal Equipment	733,153	0	0	733,153	716,736	16,417
381	Plant Sewers	479,576	4,186	0	483,762	324,836	158,926
382	Outfall Sewer Lines	0	0	0	0	0	0
389	Other Plant and Misc. Equipment	27,595	0	0	27,595	25,683	1,912
390	Office Furniture and Equipment	981	0	0	981	981	0
390.1	Computer & Software	0	0	0	0	0	0
391	Transportation Equipment	20,847	0	0	20,847	19,219	1,628
392	Stores Equipment	0	0	0	0	0	0
393	Tools, Shop and Garage Equipment	1,071	0	0	1,071	485	586
394	Laboratory Equipment	0	0	0	0	0	0
395	Power Operated Equipment	0	0	0	0	0	0
396	Communication Equipment	0	0	0	0	0	0
397	Miscellaneous Equipment	0	0	0	0	0	0
398	Other Tangible Plant	0	0	0	0	0	0
	Totals	\$3,593,807	\$31,537	\$0	\$3,625,344	\$2,800,213	\$825,131

Instructions: Fill out the Grey Cells with the relevant information. Input 0 or none if there is nothing recorded in that account or there is no applicable information to report.

Baca Float Water Company
 Annual Report
 Depreciation Expense for the Current Year (Wastewater)
 12/31/22

Depreciation Expense for the Current Year (Wastewater)								
Account No.	Description	Beginning Year Original Cost	Current Year Additions	Current Year Retirements	Adjusted Original Cost	Fully Depreciated/Non-depreciable Plant	Depreciation Percentages	Depreciation Expense
351	Organization	\$0	\$0	\$0	\$0	\$0	0.00%	\$0
352	Franchises	0	0	0	0	0	0.00%	0
353	Land and Land Rights	1,631	0	0	1,631	1,631	0.00%	0
354	Structures and Improvements	79,242	0	0	79,242	0	3.33%	2,639
355	Power Generation Equipment	1,935	0	0	1,935	0	5.00%	97
360	Collections Wastewater - Force	0	0	0	0	0	0.00%	0
361	Collections Wastewater - Gravity	2,186,639	0	0	2,186,639	0	2.00%	43,733
362	Special Collecting Structures	5,200	0	0	5,200	0	2.00%	104
363	Services to Customers	6,925	0	0	6,925	0	2.00%	139
364	Flow Measuring Devices	293	0	0	293	293	10.00%	0
365	Flow Measuring Installations	0	0	0	0	0	0.00%	0
366	Reuse Services	0	0	0	0	0	0.00%	0
367	Reuse Meters & Meter Installations	0	0	0	0	0	0.00%	0
370	Receiving Wells	0	0	0	0	0	0.00%	0
371	Pumping Equipment	48,719	27,351	0	76,070	0	12.50%	7,799
374	Reuse Distribution Reservoirs	0	0	0	0	0	0.00%	0
375	Reuse Trans. And Distr. Equipment	0	0	0	0	0	0.00%	0
380	Treatment and Disposal Equipment	733,153	0	0	733,153	0	5.00%	36,658
381	Plant Sewers	479,576	4,186	0	483,762	0	5.00%	24,083
382	Outfall Sewer Lines	0	0	0	0	0	0.00%	0
389	Other Plant and Misc. Equipment	27,595	0	0	27,595	0	6.67%	1,841
390	Office Furniture and Equipment	981	0	0	981	981	6.67%	0
390.1	Computer & Software	0	0	0	0	0	0.00%	0
391	Transportation Equipment	20,847	0	0	20,847	0	20.00%	4,169
392	Stores Equipment	0	0	0	0	0	0.00%	0
393	Tools, Shop and Garage Equipment	1,071	0	0	1,071	0	5.00%	54
394	Laboratory Equipment	0	0	0	0	0	0.00%	0
395	Power Operated Equipment	0	0	0	0	0	0.00%	0
396	Communication Equipment	0	0	0	0	0	0.00%	0
397	Miscellaneous Equipment	0	0	0	0	0	0.00%	0
398	Other Tangible Plant	0	0	0	0	0	0.00%	0
	Subtotal	\$3,593,807	\$31,537	\$0	\$3,625,344	\$2,905		\$121,315

Contribution(s) in Aid of Construction (Gross)	\$2,559,402
Less: Non Amortizable Contribution(s)	0
Fully Amortized Contribution(s)	0
Amortizable Contribution(s)	\$2,559,402
Times: Proposed Amortization Rate	2.73%
Amortization of CIAC	\$69,786

Less: Amortization of CIAC \$69,786

DEPRECIATION EXPENSE \$51,529

Instructions: Fill out the Grey Cells with the relevant information. Input 0 or none if there is nothing recorded in that account or there is no applicable information to report.

Baca Float Water Company
Annual Report
Balance Sheet Assets
12/31/22

Balance Sheet Assets				
	Assets		Balance at Beginning of Year (2022)	Balance at End of Year (2022)
Account No.	Current and Accrued Assets			
131	Cash		\$11,327	\$33,688
132	Special Deposits		0	0
135	Temporary Cash Investments		0	0
141	Customer Accounts Receivable		12,306	730
142	Other Accounts Receivable		0	0
143	Accumulated Provision for Uncollectable Accounts		0	0
146	Notes Receivable from Associated Companies		0	(17,265)
151	Plant Material and Supplies		0	0
162	Prepayments		0	6,850
173	Accrued Utility Revenue		0	0
174	Miscellaneous Current and Accrued Assets		168,776	260,411
	Total Current and Accrued Assets		\$192,409	\$284,413
	Deferred Debits			
186.1	Deferred Rate Case Expense		\$0	\$0
	Total Deferred Debits		\$0	\$0
	Fixed Assets			
101	Utility Plant in Service*		\$3,593,807	\$3,625,344
103	Property Held for Future Use		0	0
105	Construction Work in Progress		7,501	0
108	Accumulated Depreciation (enter as negative)*		(2,678,898)	(2,800,213)
121	Non-Utility Property		0	0
122	Accumulated Depreciation - Non Utility		0	0
	Total Fixed Assets		\$922,410	\$825,131
	Total Assets		\$1,114,819	\$1,109,544

Instructions: Fill out the Grey Cells with the relevant information. Input 0 or none if there is nothing recorded in that account or there is no applicable information to report.

Note these items feed automatically from the adjusted end of year balance from AR4.

Baca Float Water Company
 Annual Report
 Balance Sheet Liabilities and Owners Equity

Balance Sheet Liabilities and Owners Equity				
	Liabilities		Balance at Beginning of Year (2022)	Balance at End of Year (2022)
Account No.	Current Liabilities			
231	Accounts Payable		\$2,788	\$5,019
232	Notes Payable (Current Portion)		0	0
234	Notes Payable to Associated Companies		0	0
235	Customer Deposits		25	0
236	Accrued Taxes		12,599	9,314
237	Accrued Interest		0	0
241	Miscellaneous Current and Accrued Liabilities		7,582	784
253	Other Deferred Credits		0	0
	Total Current Liabilities		\$22,994	\$15,117
	Long Term Debt			
224	Long Term Debt (Notes and Bonds)		\$0	\$0
	Total Long Term Debt		\$0	\$0
	Deferred Credits			
252	Advances in Aid of Construction		\$0	\$0
255	Accumulated Deferred Investment Tax Credits		0	0
271	Contributions in Aid of Construction		2,553,102	2,559,402
272	Less: Amortization of Contributions		(2,028,595)	(2,098,381)
281	Accumulated Deferred Income Tax		0	85,358
	Total Deferred Credits		\$524,507	\$546,379
	Total Liabilities		\$547,501	\$561,496
	Capital Accounts			
201	Common Stock Issued		\$7,560	\$7,560
211	Other Paid-In Capital		822,759	822,759
215	Retained Earnings		(263,001)	(282,271)
218	Proprietary Capital (Sole Props and Partnerships)		0	0
	Total Capital		\$567,318	\$548,048
	Total Liabilities and Capital		\$1,114,819	\$1,109,544

Instructions: Fill out the Grey Cells with the relevent information. Input 0 or none if there is nothing recorded in that account or there is no applicable information to report.

Note: Total liabilities and Capital must match total assets for the beginning and end of the year!

Baca Float Water Company
Annual Report
Wastewater Comparative Income Statement
12/31/22

Wastewater Comparative Income Statement			
Account No.	Calendar Year	Current Year	Last Year
		01/01/2022 - 12/31/2022	01/01/2021 - 12/31/2021
	Operating Revenue		
521	Flat Rate Revenues	\$334,274	\$325,962
522	Measured Revenues	0	0
534	Rents from Wastewater Property	0	0
536	Other Wastewater Revenues	2,524	3,135
	Total Revenues	\$336,798	\$329,097
	Operating Expenses		
701	Salaries and Wages	\$58,852	\$55,471
704	Employee Pensions and Benefits	0	0
710	Purchased Wastewater Treatment	0	0
711	Sludge Removal Expense	0	0
715	Purchased Power	16,001	15,631
716	Fuel for Power Production	0	0
718	Chemicals	8,365	7,891
720	Materials and Supplies	0	0
720.1	Repairs and Maintenance	7,473	4,345
720.2	Office Supplies and Expense	1,863	1,897
721	Office Expense	0	0
731	Contractual Services -Engineering	3,827	0
732	Contractual Services - Accounting	3,438	945
733	Contractual Services - Legal	3,597	0
734	Contractual Services - Management Fees	70,090	68,613
735	Contractual Services - Testing	11,428	8,217
736	Contractual Services - Other	861	0
740	Rents - Building	0	0
742	Rents - Equipment	0	0
750	Transportation Expenses	6,482	3,246
757	Insurance - General Liability	4,597	2,801
758	Insurance - Worker's Compensation	261	567
759	Insurance - Other	6,787	7,208
760	Advertising Expense	0	0
766	Regulatory Commission Expense - Rate Case	0	0
767	Regulatory Commission Expense - Other	1,356	433
770	Bad Debt Expense	(10)	2,342
775	Miscellaneous Expense	1,884	657
403	Depreciation Expense (From Schedule AR4)	51,529	48,622
408	Taxes Other Than Income	0	0
408.11	Property Taxes	14,915	15,668
408.12	Payroll Taxes	4,474	4,289
409	Income Taxes	32,333	48,072
	Total Operating Expenses	\$310,403	\$296,915
	Operating Income / (Loss)	\$26,395	\$32,182
	Other Income / (Expense)		
414	Gain (Loss) on Dispositions	\$0	\$0
419	Interest and Dividend Income	0	0
421	Non-Utility Income	0	68
426	Miscellaneous Non-Utility (Expense)	0	0
427	Interest (Expense)	0	0
	Total Other Income / (Expense)	\$0	\$68
	Net Income / (Loss)	\$26,395	\$32,250

Instructions: Fill out the Grey Cells with the relevant information. Input 0 or none if there is nothing recorded in that account or there is no applicable information to report.

Full time equivalent employees

	Direct Company	Allocated	Outside service	Total
President				0.0
Vice-president				0.0
Manager			unable to	0.0
Engineering Staff			determine	0.0
System Operator(s)	2.0		without	2.0
Customer Service			significant	0.0
Accounting			analysis	0.0
Business Office				0.0
Rates Department				0.0
Administrative Staff				0.0
Other				0.0
Total	2.0	0.0	0.0	2.0

Instructions: Fill out the Grey Cells with the relevant information. Input 0 or none if there is nothing recorded in that account or there is no applicable information to report. A full-time employee is based on 2080 total hours per year. Please calculate partial employees using 2080 hours.

Supplemental Financial Data (Long-Term Debt)				
	Loan #1	Loan #2	Loan #3	Loan #4
Date Issued	No loans			
Source of Loan				
ACC Decision No.				
Reason for Loan				
Dollar Amt. Issued				
Amount Outstanding				
Date of Maturity				
Interest Rate				
Current Year Interest				
Current Year Principal				

Meter Deposit Balance at Test Year End:	\$0
---	-----

Meter Deposits Refunded During the Test Year:	\$0
---	-----

List all bonds, notes, loans, and other types of indebtedness in which the proceeds were used in the provision of public utility service. Indebtedness incurred for personal uses by the owner of the utility should not be listed. Input 0 or none if there is nothing to report for that cell.

Wastewater Utility Plant Description

Name of System: Baca Float Water Company - Sewer Division

Wastewater Inventory Number (if applicable): N/A

Type of Treatment: Wetland

Design Capacity of Plant (Gallons per day): 100000

LIFT STATION FACILITIES					
Location	Quantity of Pumps	Horsepower Per Pump	Rated Capacity Per Pump (GPM)	Wet Well Capacity (gals)	Year Constructed
Barrio De Tubac	76	1/2	10	557,100	1996

FORCE MAINS		
Size	Material	Length (Feet)
6 inch	Various	24,500
2 inch	PVC	26,000

MANHOLES	
Type	Quantity
Standard	45
Drop	0

CLEANOUTS
Quantity
60

Note: If you are filing for more than one system, please provide separate sheets for each system.

Instructions: Fill out the Grey Cells with the relevant information. Input 0 or none if there is nothing recorded in that account or there is no applicable information to report. Copy and paste this sheet as many times as is necessary.

Wastewater Utility Plant Description (Continued)					
GRAVITY MAINS			SERVICES/LATERALS		
Sizes (inches)	Material	Length (feet)	Size (inches)	Material	Quantity
4	PVC	4,600	4	PVC	432
6	PVC	4,600			

For the following five items, list the utility owned assets in each category for each system.

SOLIDS PROCESSING AND HANDLING FACILITIES	80 septic tanks
DISINFECTION EQUIPMENT (Chlorinator, Ultra-Violet, Etc.)	Chlorinator
FILTRATION EQUIPMENT (Rapid Sand, Slow Sand, Activated Carbon, Etc.)	Slow sand filter
STRUCTURES (Buildings, Fences, Etc.)	Chain link fences
Other (Laboratory Equipment, Tools, Vehicles, Standby, Power Generators, Etc.)	Lab equipment, tools, truck

Note: If you are filing for more than one system, please provide separate sheets for each system.

Instructions: Fill out the Grey Cells with the relevant information. Input 0 or none if there is nothing recorded in that account or there is no applicable information to report. Copy and paste this sheet as many times as is necessary.

Wastewater Flows					
Month	Number of Services	Total Monthly Sewage Flow (Gallons)	Sewage Flow on Peak Day	Purchased Power Expense ¹	Purchased Power (kWh) ²
January	402	108,350	4,500	\$1,298	2,609
February	410	113,350	5,150	1,344	2,795
March	414	487,500	23,700	1,351	2,843
April	416	432,900	19,800	1,422	3,453
May	417	77,700	8,500	1,367	3,425
June	413	0	0	1,347	2,766
July	421	0	0	1,367	2,380
August	417	0	0	1,307	2,092
September	420	0	0	1,327	2,468
October	414	169,700	23,300	1,309	2,342
November	414	362,000	15,000	1,336	2,243
December	420	493,975	21,400	1,301	2,190
	Totals	2,245,475	121,350	\$16,077	31,606

Provide the following information as applicable per wastewater system:

Method of Effluent Disposal	Surface Water Discharge
Groundwater Permit Number	N/A
ADEQ Aquifer Protection Permit ("APP") Number	102959
ADEQ Reuse Permit Number	R512817
EPA NPDES Permil Number	N/A
APP Effluent Treatment Requirement (Class)?	Class B
Permitted Flow Rate	30,000 gpd
Permitted Organic Capacity	N/A
Hydraulic Capacity	N/A
Type of Biological Treatment	N/A

In the space below, list all violations within the past 12 months:

None

Note: If you are filing for more than one system, please provide separate sheets for each system.

¹ Enter the total purchased power costs for the power meters associated with this system.
² Enter the total purchased kWh used by the power meters associated with this system.

Instructions: Fill out the Grey Cells with the relevent information. Input 0 or none if there is nothing recorded in that account or there is no applicable information to report.

Other Wastewater System Information

Provide a calculation used to determine the value of one wastewater equivalent residential connection (ERC).

Use one of the following methods:

- (a) If actual flow data are available from the preceding 12 months, divide the total annual single family residence (SFR) gallons sold by the average number of single family residence customers for the same period and divide the result by 365 days.
- (b) If no historical flow data are available, use:
$$ERC = (\text{Total SFR gallons treated (Omit 000)} / 365 \text{ days} / 280 \text{ gallons per day})$$

For wastewater only utilities:

Subtract all general use and other non residential customer gallons from the total gallons treated. Divide the remainder (SFR customers) by 365 days to reveal single family residence customer gallons per day.

NOTE: Total gallons treated includes both treated and purchased treatment.

ERC
Method used:

What is the present system connection capacity (in ERCs *) using existing lines?

What is the future system connection capacity (in ERCs *) upon service area buildout?

Describe any plans and estimated completion dates for any enlargements or improvements of this system.

None at this time

If the utility uses reuse as a means of effluent disposal, attach a list of the reuse end users and the amount of reuse provided to each, if known.

Effluent is pumped to an adjacent reuse site, consisting of turf, cottonwood, and pine trees.

If the utility does not engage in reuse, has a reuse feasibility study been completed?

If so, when?

N/A

Baca Float Water Company
 Annual Report
 Utility Shutoffs / Disconnects
 12/31/22

Utility Shutoffs / Disconnects	
Name of System:	Baca Float Water Company - Sewer Division
Wastewater Inventory Number (if applicable):	N/A

Month	Termination without Notice R14-2-609.B	Termination with Notice R14-2-609.C	Other
January	0	0	0
February	0	0	0
March	0	0	0
April	0	0	0
May	0	0	0
June	0	0	0
July	0	0	0
August	0	0	0
September	0	0	0
October	0	0	0
November	0	0	0
December	0	0	0
Total	0	0	0

Other (description):

Instructions: Fill out the Grey Cells with the relevent information. Input 0 or none if there is nothing recorded in that account or there is no applicable information to report.

Property Taxes	
-----------------------	--

Amount of actual property taxes paid during Calendar Year 2022 was	
--	--

\$15,292

If no property taxes paid, explain why.

N/A

Instructions: Fill out the Grey Cells with the relevent information. Input 0 or none if there is nothing recorded in that account or there is no applicable information to report.

Verification and Sworn Statement (Taxes)

Verification: State of Arizona I, the undersigned of the
(state name)

County of (county name): Maricopa
Name (owner or official) title: Bryan Thomas, President
Company name: Baca Float Water Company

DO SAY THAT THIS ANNUAL UTILITY PROPERTY TAX AND SALES TAX REPORT TO THE ARIZONA CORPORATION COMMISSION.

FOR THE YEAR ENDING: 12/31/22

HAS BEEN PREPARED UNDER MY DIRECTION, FROM THE ORIGINAL BOOKS, PAPERS AND RECORDS OF SAID UTILITY; THAT I HAVE CAREFULLY EXAMINED THE SAME, AND DECLARE THE SAME TO BE A COMPLETE AND CORRECT STATEMENT OF BUSINESS AND AFFAIRS OF SAID UTILITY FOR THE PERIOD COVERED BY THIS REPORT IN RESPECT TO EACH AND EVERY MATTER AND THING SET FORTH, TO THE BEST OF MY KNOWLEDGE, INFORMATION AND BELIEF.

Sworn Statement: I HEREBY ATTEST THAT ALL PROPERTY TAXES FOR SAID COMPANY ARE CURRENT AND PAID IN FULL.

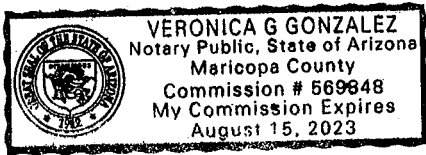
I HEREBY ATTEST THAT ALL SALES TAXES FOR SAID COMPANY ARE CURRENT AND PAID IN FULL.

[Signature]
signature of owner/official
623-935-1100
telephone no.

SUBSCRIBED AND SWORN TO BEFORE ME A NOTARY PUBLIC
IN AND FOR THE COUNTY

THIS 4th DAY OF April 2023
(month) and (year)

MY COMMISSION EXPIRES 8/15/23
(date)



[Signature]
(signature of notary public)

Verification and Sworn Statement

Verification:

State of Arizona I, the undersigned of the
(state name)
County of (county name): Maricopa
Name (owner or official) title: Bryan Thomas, President
Company name: Baca Float Water Company

DO SAY THAT THIS ANNUAL UTILITY PROPERTY TAX AND SALES TAX REPORT TO THE ARIZONA CORPORATION COMMISSION.

FOR THE YEAR ENDING: 12/31/22

HAS BEEN PREPARED UNDER MY DIRECTION, FROM THE ORIGINAL BOOKS, PAPERS AND RECORDS OF SAID UTILITY; THAT I HAVE CAREFULLY EXAMINED THE SAME, AND DECLARE THE SAME TO BE A COMPLETE AND CORRECT STATEMENT OF BUSINESS AND AFFAIRS OF SAID UTILITY FOR THE PERIOD COVERED BY THIS REPORT IN RESPECT TO EACH AND EVERY MATTER AND THING SET FORTH, TO THE BEST OF MY KNOWLEDGE, INFORMATION AND BELIEF.

Sworn Statement: IN ACCORDANCE WITH THE REQUIREMENTS OF TITLE 40, ARTICLE 8, SECTION 40-401, ARIZONA REVISED STATUTES, IT IS HEREIN REPORTED THAT THE GROSS OPERATING REVENUE OF SAID UTILITY DERIVED FROM ARIZONA INTRASTATE UTILITY OPERATIONS DURING THE CALENDAR YEAR WAS:

Arizona Intrastate Gross Operating Revenues Only (\$)

\$358,705

(The amount in the box above includes

\$21,907 in sales taxes
billed or collected)

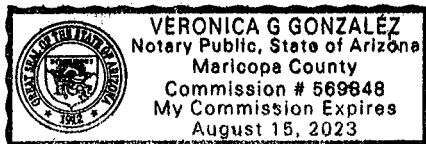
B/T
signature of owner/official

623-935-1100
telephone no.

SUBSCRIBED AND SWORN TO BEFORE ME A NOTARY PUBLIC
IN AND FOR THE COUNTY

THIS 4th DAY OF April 2023
(month) and (year)

MY COMMISSION EXPIRES 8/15/23
(date)



Veronica G Gonzalez
(signature of notary public)

Verification and Sworn Statement (Residential Revenue)

Verification:

State of Arizona I, the undersigned of the
(state name)

County of (county name): Maricopa
Name (owner or official) title: Bryan Thomas, President
Company name: Baca Float Water Company

DO SAY THAT THIS ANNUAL UTILITY PROPERTY TAX AND SALES TAX REPORT TO THE ARIZONA CORPORATION COMMISSION.

FOR THE YEAR ENDING: 12/31/22

HAS BEEN PREPARED UNDER MY DIRECTION, FROM THE ORIGINAL BOOKS, PAPERS AND RECORDS OF SAID UTILITY; THAT I HAVE CAREFULLY EXAMINED THE SAME, AND DECLARE THE SAME TO BE A COMPLETE AND CORRECT STATEMENT OF BUSINESS AND AFFAIRS OF SAID UTILITY FOR THE PERIOD COVERED BY THIS REPORT IN RESPECT TO EACH AND EVERY MATTER AND THING SET FORTH, TO THE BEST OF MY KNOWLEDGE, INFORMATION AND BELIEF.

Sworn Statement: IN ACCORDANCE WITH THE REQUIREMENTS OF TITLE 40, ARTICLE 8, SECTION 40-401, ARIZONA REVISED STATUTES, IT IS HEREIN REPORTED THAT THE GROSS OPERATING REVENUE OF SAID UTILITY DERIVED FROM ARIZONA INTRASTATE UTILITY OPERATIONS RECEIVED FROM RESIDENTIAL CUSTOMERS DURING THE CALENDAR YEAR WAS:

Arizona Intrastate Gross Operating Revenues Only (\$)

\$344,401
(The amount in the box above includes
\$21,907 in sales taxes
billed or collected)

B/T
signature of owner/official

623-935-1100
telephone no.

SUBSCRIBED AND SWORN TO BEFORE ME A NOTARY PUBLIC
IN AND FOR THE COUNTY

Maricopa
(county name)

THIS 4th DAY OF April 2023
(month) and (year)

MY COMMISSION EXPIRES 8/15/23
(date)



Veronica G Gonzalez
(signature of notary public)

Full Gross-up Method for Income Tax Statement of Certification

Verification:

State of Arizona I, the undersigned of the
(state name)

County of (county name): Maricopa
Name (owner or official) title: Bryan Thomas, President
Company name: Baca Float Water Company

FOR THE YEAR ENDING: 12/31/22

Sworn Statement: IN ACCORDANCE WITH THE REQUIREMENTS OF DECISION NO. 77084, BECAUSE THE UTILITY REQUIRES THE GROSS UP OF ADVANCES AND CONTRIBUTIONS, I HEREBY STATE THAT THE UTILITY HAS NOT INCURRED NOR IS EXPECTED TO INCUR A NET INCREASE IN CURRENT INCOME TAX EXPENSE OR A DECREASE IN DEFERRED TAX ASSET FOR A CARRY FORWARD ACCORDING TO GAAP IN AN AMOUNT EQUAL TO OR GREATER THAN THE AMOUNT OF THE REQUIRED GROSS UP PAID BY DEVELOPERS IN THE PERIOD COVERED BY THIS ANNUAL REPORT.

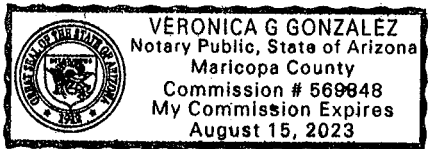
BTA
signature of owner/official

623-935-1100
telephone no.

SUBSCRIBED AND SWORN TO BEFORE ME A NOTARY PUBLIC
IN AND FOR THE COUNTY Maricopa
(county name)

THIS 4/12 DAY OF April 2023
(month) and (year)

MY COMMISSION EXPIRES 8/15/23
(date)



Veronica G. Gonzalez
(signature of notary public)