

**ANNUAL REPORT**

Of

Company Name:   
PO Drawer 9

Mailing Address: Ajo AZ  
85321

Docket No.:   
For the Year Ended:

**RECEIVED  
BY EMAIL  
04/15/2021, 2:43 PM  
ARIZONA CORPORATION COMMISSION  
UTILITIES DIVISION**

**WASTEWATER UTILITY**

To

Arizona Corporation Commission

**Due on April 15th**

Email: Util-Compliance@azcc.gov, mail or deliver the completed Annual Report to:  
Arizona Corporation Commission  
Compliance Section - Utilities Division  
1200 West Washington Street  
Phoenix, Arizona 85007

Application Type:   
Application Date:

ARIZONA CORPORATION COMMISSION  
WASTEWATER UTILITY ANNUAL REPORT  
Ajo Improvement Company  
A Class  Utility

For the Calendar Year Ended: 12/31/20

Primary Address:   
City:  State:  Zip Code:

Telephone Number:

Date of Original Organization of Utility:

Person to whom correspondence should be addressed concerning this report:

Name:   
Telephone No. :   
Address:   
City:  State:  Zip Code:   
Email:

**Regulatory and Management Contact**

Name:   
Telephone No. :   
Address:   
City:  State:  Zip Code:   
Email:

**Statutory Agent**

Name:   
Telephone No. :   
Address:   
City:  State:  Zip Code:   
Email:

**Attorney**

Name:   
Telephone No. :   
Address:   
City:  State:  Zip Code:   
Email:

**Attorney**

Name:   
Telephone No. :   
Address:   
City:  State:  Zip Code:   
Email:

Ownership:

Counties Served:

<b>Important changes during the year</b>
--

	For those companies not subject to the affiliated interest rules, has there been a change in ownership or direct control during the year?
	If yes, please provide specific details in the box below.
	NA

	Has the company been notified by any other regulatory authorities during the year, that they are out of compliance?
	If yes, please provide specific details in the box below.
	NA

Utility Plant in Service (Wastewater)							
Account No.	Description	Beginning Year Original Cost	Current Year Additions	Current Year Retirements	Adjusted Original Cost	Accumulated Depreciation	OCLD (OC less AD)
351	Organization	\$0	\$0	\$0	\$0	\$0	\$0
352	Franchises	0	0	0	0	0	0
353	Land and Land Rights	0	0	0	0	0	0
354	Structures and Improvements	0	0	0	0	0	0
355	Power Generation Equipment	0	0	0	0	0	0
360	Collections Wastewater - Force	13,243,606	0	0	13,243,606	3,593,626	9,649,980
361	Collections Wastewater - Gravity	6,101,464	0	0	6,101,464	848,459	5,253,005
362	Special Collecting Structures	0	0	0	0	0	0
363	Services to Customers	0	0	0	0	0	0
364	Flow Measuring Devices	0	0	0	0	0	0
365	Flow Measuring Installations	0	0	0	0	0	0
366	Reuse Services	0	0	0	0	0	0
367	Reuse Meters & Meter Installations	0	0	0	0	0	0
370	Receiving Wells	0	0	0	0	0	0
371	Pumping Equipment	0	0	0	0	0	0
374	Reuse Distribution Reservoirs	0	0	0	0	0	0
375	Reuse Trans. And Distr. Equipment	0	0	0	0	0	0
380	Treatment and Disposal Equipment	1,823,144	0	0	1,823,144	546,943	1,276,201
381	Plant Sewers	0	0	0	0	0	0
382	Outfall Sewer Lines	0	0	0	0	0	0
389	Other Plant and Misc. Equipment	0	0	0	0	0	0
390	Office Furniture and Equipment	0	0	0	0	0	0
390.1	Computer & Software	0	0	0	0	0	0
391	Transportation Equipment	43,500	0	0	43,500	43,500	0
392	Stores Equipment	0	0	0	0	0	0
393	Tools, Shop and Garage Equipment	30,284	0	0	30,284	30,284	0
394	Laboratory Equipment	0	0	0	0	0	0
395	Power Operated Equipment	0	0	0	0	0	0
396	Communication Equipment	0	0	0	0	0	0
397	Miscellaneous Equipment	0	0	0	0	0	0
398	Other Tangible Plant	0	0	0	0	0	0
	<b>Totals</b>	<b>\$21,241,998</b>	<b>\$0</b>	<b>\$0</b>	<b>\$21,241,998</b>	<b>\$5,062,812</b>	<b>\$16,179,185</b>

Instructions: Fill out the Grey Cells with the relevant information. Input 0 or none if there is nothing recorded in that account or there is no applicable information to report.

Ajo Improvement Company  
Annual Report  
Depreciation Expense for the Current Year (Wastewater)  
12/31/20

Depreciation Expense for the Current Year (Wastewater)								
Account No.	Description	Beginning Year Original Cost	Current Year Additions	Current Year Retirements	Adjusted Original Cost	Fully Depreciated/Non-depreciable Plant	Depreciation Percentages	Depreciation Expense
351	Organization	\$0	\$0	\$0	\$0	\$0	0.00%	\$0
352	Franchises	0	0	0	0	0	0.00%	0
353	Land and Land Rights	0	0	0	0	0	0.00%	0
354	Structures and Improvements	0	0	0	0	0	0.00%	0
355	Power Generation Equipment	0	0	0	0	0	0.00%	0
360	Collections Wastewater - Force	13,243,606	0	0	13,243,606	3,593,626	4.23%	408,406
361	Collections Wastewater - Gravity	6,101,464	0	0	6,101,464	848,459	2.32%	122,027
362	Special Collecting Structures	0	0	0	0	0	0.00%	0
363	Services to Customers	0	0	0	0	0	0.00%	0
364	Flow Measuring Devices	0	0	0	0	0	0.00%	0
365	Flow Measuring Installations	0	0	0	0	0	0.00%	0
366	Reuse Services	0	0	0	0	0	0.00%	0
367	Reuse Meters & Meter Installations	0	0	0	0	0	0.00%	0
370	Receiving Wells	0	0	0	0	0	0.00%	0
371	Pumping Equipment	0	0	0	0	0	0.00%	0
374	Reuse Distribution Reservoirs	0	0	0	0	0	0.00%	0
375	Reuse Trans. And Distr. Equipment	0	0	0	0	0	0.00%	0
380	Treatment and Disposal Equipment	1,823,144	0	0	1,823,144	546,943	4.76%	60,771
381	Plant Sewers	0	0	0	0	0	0.00%	0
382	Outfall Sewer Lines	0	0	0	0	0	0.00%	0
389	Other Plant and Misc. Equipment	0	0	0	0	0	0.00%	0
390	Office Furniture and Equipment	0	0	0	0	0	0.00%	0
390.1	Computer & Software	0	0	0	0	0	0.00%	0
391	Transportation Equipment	43,500	0	0	43,500	43,500	0.00%	0
392	Stores Equipment	0	0	0	0	0	0.00%	0
393	Tools, Shop and Garage Equipment	30,284	0	0	30,284	30,284	0.00%	0
394	Laboratory Equipment	0	0	0	0	0	0.00%	0
395	Power Operated Equipment	0	0	0	0	0	0.00%	0
396	Communication Equipment	0	0	0	0	0	0.00%	0
397	Miscellaneous Equipment	0	0	0	0	0	0.00%	0
398	Other Tangible Plant	0	0	0	0	0	0.00%	0
	<b>Subtotal</b>	<b>\$21,241,998</b>	<b>\$0</b>	<b>\$0</b>	<b>\$21,241,998</b>	<b>\$5,062,812</b>		<b>\$591,205</b>

Contribution(s) in Aid of Construction (Gross)	\$286,932
Less: Non Amortizable Contribution(s)	0
Fully Amortized Contribution(s)	32,519
Amortizable Contribution(s)	\$254,413
Times: Proposed Amortization Rate	3.65%
Amortization of CIAC	\$9,297

Less: Amortization of CIAC

**DEPRECIATION EXPENSE**

**Instructions:** Fill out the Grey Cells with the relevant information. Input 0 or none if there is nothing recorded in that account or there is no applicable information to report.

Ajo Improvement Company  
Annual Report  
Balance Sheet Assets  
12/31/20

Balance Sheet Assets				
	Assets		Balance at Beginning of Year (2020)	Balance at End of Year (2020)
<b>Account No.</b>	<b>Current and Accrued Assets</b>			
131	Cash		\$201,901	\$94,038
132	Special Deposits		0	0
135	Temporary Cash Investments		0	0
141	Customer Accounts Receivable		39,086	69,333
142	Other Accounts Receivable		0	0
143	Accumulated Provision for Uncollectable Accounts		0	0
146	Notes Receivable from Associated Companies		0	0
151	Plant Material and Supplies		0	0
162	Prepayments		0	0
173	Accrued Utility Revenue		0	0
174	Miscellaneous Current and Accrued Assets		0	0
	<b>Total Current and Accrued Assets</b>		<b>\$240,987</b>	<b>\$163,371</b>
	<b>Deferred Debits</b>			
186.1	Deferred Rate Case Expense		\$0	\$0
	<b>Total Deferred Debits</b>		<b>\$0</b>	<b>\$0</b>
	<b>Fixed Assets</b>			
101	Utility Plant in Service*		\$21,241,998	\$21,241,998
103	Property Held for Future Use		0	0
105	Construction Work in Progress		0	0
108	Accumulated Depreciation <b>(enter as negative)*</b>		(4,471,605)	(5,062,812)
121	Non-Utility Property		0	0
122	Accumulated Depreciation - Non Utility		0	0
	<b>Total Fixed Assets</b>		<b>\$16,770,393</b>	<b>\$16,179,185</b>
	<b>Total Assets</b>		<b>\$17,011,380</b>	<b>\$16,342,556</b>

**Instructions:** Fill out the Grey Cells with the relevant information. Input 0 or none if there is nothing recorded in that account or there is no applicable information to report.

Note these items feed automatically from the adjusted end of year balance from AR4.

Ajo Improvement Company  
Annual Report  
Balance Sheet Liabilities and Owners Equity

<b>Balance Sheet Liabilities and Owners Equity</b>				
	<b>Liabilities</b>		<b>Balance at Beginning of Year (2020)</b>	<b>Balance at End of Year (2020)</b>
<b>Account No.</b>	<b>Current Liabilities</b>			
231	Accounts Payable		\$921	\$3,466
232	Notes Payable (Current Portion)		0	0
234	Notes Payable to Associated Companies		2,257,803	1,250
235	Customer Deposits		1,587	3,850
236	Accrued Taxes		20,187	21,196
237	Accrued Interest		0	0
241	Miscellaneous Current and Accrued Liabilities		0	0
253	Other Deferred Credits		0	0
	<b>Total Current Liabilities</b>		<b>\$2,280,498</b>	<b>\$29,762</b>
	<b>Long Term Debt</b>			
224	Long Term Debt (Notes and Bonds)		\$0	\$0
	<b>Total Long Term Debt</b>		<b>\$0</b>	<b>\$0</b>
	<b>Deferred Credits</b>			
252	Advances in Aid of Construction		\$0	\$0
255	Accumulated Deferred Investment Tax Credits		0	0
271	Contributions in Aid of Construction		286,392	286,392
272	Less: Amortization of Contributions		(27,258)	(32,519)
281	Accumulated Deferred Income Tax		0	0
	<b>Total Deferred Credits</b>		<b>\$259,134</b>	<b>\$253,873</b>
	<b>Total Liabilities</b>		<b>\$2,539,632</b>	<b>\$283,635</b>
	<b>Capital Accounts</b>			
201	Common Stock Issued		\$392,000	\$392,000
211	Other Paid-In Capital		24,275,043	31,119,561
215	Retained Earnings		(10,195,296)	(15,452,640)
218	Proprietary Capital (Sole Props and Partnerships)		0	0
	<b>Total Capital</b>		<b>\$14,471,747</b>	<b>\$16,058,921</b>
	<b>Total Liabilities and Capital</b>		<b>\$17,011,379</b>	<b>\$16,342,556</b>

**Instructions:** Fill out the Grey Cells with the relevant information. Input 0 or none if there is nothing recorded in that account or there is no applicable information to report.

**Note:** Total liabilities and Capital must match total assets for the beginning and end of the year!

Ajo Improvement Company  
Annual Report  
Wastewater Comparative Income Statement  
12/31/20

<b>Wastewater Comparative Income Statement</b>			
Account No.	Calendar Year	Current Year 01/01/2020 -	Last Year 01/01/2019 -
	<b>Operating Revenue</b>		
521	Flat Rate Revenues	\$352,499	\$263,482
522	Measured Revenues	0	0
534	Rents from Wastewater Property	0	0
536	Other Wastewater Revenues	0	0
	<b>Total Revenues</b>	<b>\$352,499</b>	<b>\$263,482</b>
	<b>Operating Expenses</b>		
701	Salaries and Wages	\$45,308	\$62,559
704	Employee Pensions and Benefits	22,083	0
710	Purchased Wastewater Treatment	0	0
711	Sludge Removal Expense	0	0
715	Purchased Power	0	0
716	Fuel for Power Production	0	0
718	Chemicals	1,588	0
720	Materials and Supplies	4,340	8,908
720.1	Repairs and Maintenance	0	0
720.2	Office Supplies and Expense	0	0
721	Office Expense	0	0
731	Contractual Services -Engineering	0	0
732	Contractual Services - Accounting	26,064	26,064
733	Contractual Services - Legal	0	0
734	Contractual Services - Management Fees	0	0
735	Contractual Services - Testing	4,802	3,907
736	Contractual Services - Other	53,976	48,617
740	Rents - Building	15,036	15,000
742	Rents - Equipment	0	0
750	Transportation Expenses	14,881	14,249
757	Insurance - General Liability	2,563	2,541
758	Insurance - Worker's Compensation	0	0
759	Insurance - Other	0	0
760	Advertising Expense	124	(21)
766	Regulatory Commission Expense - Rate Case	0	0
767	Regulatory Commission Expense - Other	0	0
770	Bad Debt Expense	60	(12,507)
775	Miscellaneous Expense	91,103	37,305
403	Depreciation Expense (From Schedule AR4)	581,909	582,052
408	Taxes Other Than Income	0	0
408.11	Property Taxes	8,592	9,300
408.12	Payroll Taxes	0	0
409	Income Taxes	0	0
	<b>Total Operating Expenses</b>	<b>\$872,428</b>	<b>\$797,974</b>
	<b>Operating Income / (Loss)</b>	<b>(\$519,929)</b>	<b>(\$534,492)</b>
	<b>Other Income / (Expense)</b>		
414	Gain (Loss) on Dispositions	\$0	\$0
419	Interest and Dividend Income	0	0
421	Non-Utility Income	0	0
426	Miscellaneous Non-Utility (Expense)	0	0
427	Interest (Expense)	0	0
	<b>Total Other Income / (Expense)</b>	<b>\$0</b>	<b>\$0</b>
	<b>Net Income / (Loss)</b>	<b>(\$519,929)</b>	<b>(\$534,492)</b>

**Instructions:** Fill out the Grey Cells with the relevant information. Input 0 or none if there is nothing recorded in that account or there is no applicable information to report.



**Full time equivalent employees**

	Direct Company	Allocated	Outside service	Total
President	0.2	0.1	0.0	0.2
Vice-president	0.0	0.0	0.0	0.0
Manager	0.0	0.0	0.0	0.0
Engineering Staff	0.0	0.2	0.0	0.2
System Operator(s)	0.0	0.0	0.0	0.0
Customer Service	0.5	0.0	0.0	0.5
Accounting	0.0	0.0	0.0	0.0
Business Office	1.2	0.0	0.0	1.2
Rates Department	0.0	0.0	0.0	0.0
Administrative Staff	0.0	0.0	0.0	0.0
Other	0.0	0.0	0.0	0.0
<b>Total</b>	1.8	0.3	0.0	2.1

**Instructions:** Fill out the Grey Cells with the relevant information. Input 0 or none if there is nothing recorded in that account or there is no applicable information to report. A full-time employee is based on 2080 total hours per year. Please calculate partial employees using 2080 hours.

<b>Supplemental Financial Data (Long-Term Debt)</b>				
	Loan #1	Loan #2	Loan #3	Loan #4
Date Issued	NA	NA	NA	NA
Source of Loan	NA	NA	NA	NA
ACC Decision No.	NA	NA	NA	NA
Reason for Loan	NA	NA	NA	NA
Dollar Amt. Issued	NA	NA	NA	NA
Amount Outstanding	NA	NA	NA	NA
Date of Maturity	NA	NA	NA	NA
Interest Rate	NA	NA	NA	NA
Current Year Interest	NA	NA	NA	NA
Current Year Principal	NA	NA	NA	NA

Meter Deposit Balance at Test Year End:	NA
---	----

Meter Deposits Refunded During the Test Year:	NA
---	----

**List all bonds, notes, loans, and other types of indebtedness in which the proceeds were used in the provision of public utility service. Indebtedness incurred for personal uses by the owner of the utility should not be listed. Input 0 or none if there is nothing to report for that cell.**

Wastewater Utility Plant Description	
--------------------------------------	--

Name of System:	ADEQ Public Water System Number: 10-001
Wastewater Inventory Number (if applicable):	10-001
Type of Treatment	Extended Aeration
Design Capacity of Plant (Gallons per day)	400,000+/-

LIFT STATION FACILITIES					
Location	Quantity of Pumps	Horsepower Per Pump	Rated Capacity Per Pump (GPM)	Wet Well Capacity (gals)	Year Constructed
11th Street	2	5	125	2844	2012
0	0	0	0	0	0
0	0	0	0	0	0
0	0	0	0	0	0
0	0	0	0	0	0
0	0	0	0	0	0
0	0	0	0	0	0
0	0	0	0	0	0
0	0	0	0	0	0
0	0	0	0	0	0
0	0	0	0	0	0
0	0	0	0	0	0
0	0	0	0	0	0
0	0	0	0	0	0
0	0	0	0	0	0
0	0	0	0	0	0
0	0	0	0	0	0
0	0	0	0	0	0
0	0	0	0	0	0
0	0	0	0	0	0
0	0	0	0	0	0
0	0	0	0	0	0

FORCE MAINS		
Size	Material	Length (Feet)
4 inch	Ductile Iron	1,655
NA	NA	NA
NA	NA	NA
NA	NA	NA
NA	NA	NA
NA	NA	NA
NA	NA	NA
NA	NA	NA

MANHOLES	
Type	Quantity
Standard	296
Drop	0

CLEANOUTS
Quantity
1100
0
0
0

**Note:** If you are filing for more than one system, please provide separate sheets for each system.

**Instructions:** Fill out the Grey Cells with the relevant information. Input 0 or none if there is nothing recorded in that account or there is no applicable information to report. Copy and paste this sheet as many times as is necessary.

Wastewater Utility Plant Description (Continued)					
GRAVITY MAINS			SERVICES/LATERALS		
Sizes (inches)	Material	Length (feet)	Size (inches)	Material	Quantity
4	Fiberglass line transite	2,700	4	PVC	1,200
6	Fiberglass line transite	9,468	6	NA	0
8	PVC	58,600	8	NA	0
10	PVC	2,990	10	NA	0
12	PVC	1,820			
NA	NA	0			
NA	NA	0			
NA	NA	0			
NA	NA	0			
NA	NA	0			
NA	NA	0			
NA	NA	0			
NA	NA	0			
NA	NA	0			
NA	NA	0			

For the following five items, list the utility owned assets in each category for each system.

<b>SOLIDS PROCESSING AND HANDLING FACILITIES</b>	Waste Water Treatment Plant.
<b>DISINFECTION EQUIPMENT</b> (Chlorinator, Ultra-Violet, Etc.)	None.
<b>FILTRATION EQUIPMENT</b> (Rapid Sand, Slow Sand, Activated Carbon, Etc.)	None.
<b>STRUCTURES</b> (Buildings, Fences, Etc.)	6' Chain link enclosed fence.
<b>Other</b> (Laboratory Equipment, Tools, Vehicles, Standby, Power Generators, Etc.)	Utility Pickup, 10,000 gallon surge tank, two (2) centrifugal effluent pumps.

**Note:** If you are filing for more than one system, please provide separate sheets for each system.

**Instructions:** Fill out the Grey Cells with the relevant information. Input 0 or none if there is nothing recorded in that account or there is no applicable information to report. Copy and paste this sheet as many times as is necessary.

**Other Wastewater System Information**

**Provide a calculation used to determine the value of one wastewater equivalent residential connection (ERC).**

Use one of the following methods:

- (a) If actual flow data are available from the preceding 12 months, divide the total annual single family residence (SFR) gallons sold by the average number of single family residence customers for the same period and divide the result by 365 days.
- (b) If no historical flow data are available, use:  
 $ERC = ( \text{Total SFR gallons treated (Omit 000)} / 365 \text{ days} / 280 \text{ gallons per day} )$

For wastewater only utilities:

Subtract all general use and other non residential customer gallons from the total gallons treated. Divide the remainder (SFR customers) by 365 days to reveal single family residence customer gallons per day.

**NOTE:** Total gallons treated includes both treated and purchased treatment.

ERC   
Method used:

What is the present system connection capacity (in ERCs \*) using existing lines?

What is the future system connection capacity (in ERCs \*) upon service area buildout?

Describe any plans and estimated completion dates for any enlargements or improvements of this system.

None at the moment.

If the utility uses reuse as a means of effluent disposal, attach a list of the reuse end users and the amount of reuse provided to each, if known.

NA

If the utility does not engage in reuse, has a reuse feasibility study been completed?

If so, when?

NA

Ajo Improvement Company  
 Annual Report  
 Wastewater Flows  
 12/31/20

Wastewater Flows					
Month	Number of Services	Total Monthly Sewage Flow (Gallons)	Sewage Flow on Peak Day	Purchased Power Expense <sup>1</sup>	Purchased Power (kWh) <sup>2</sup>
January	1,086	3,499,010	143,940	\$2,400	28,352
February	1,077	3,224,094	140,135	2,527	30,176
March	1,083	3,977,461	240,580	2,264	26,914
April	1,069	2,933,272	132,919	2,297	27,321
May	1,076	2,719,845	111,034	2,083	24,458
June	1,066	2,197,034	115,997	2,162	25,495
July	1,066	1,909,501	75,764	1,864	21,671
August	1,074	2,400,898	202,943	2,137	24,916
September	1,068	3,171,677	303,589	2,297	25,261
October	1,077	2,797,792	120,847	2,509	27,676
November	1,081	3,123,556	244,684	1,923	21,200
December	1,082	3,444,992	146,786	1,868	20,503
<b>Totals</b>		<b>35,399,132</b>	<b>1,979,218</b>	<b>\$26,331</b>	<b>303,943</b>

Provide the following information as applicable per wastewater system:

Method of Effluent Disposal	Leach Field
Groundwater Permit Number	None
ADEQ Aquifer Protection Permit ("APP") Number	P-101687
ADEQ Reuse Permit Number	None
EPA NPDES Permil Number	None
APP Effluent Treatment Requirement (Class)?	None
Permitted Flow Rate	NA
Permitted Organic Capacity	NA
Hydraulic Capacity	NA
Type of Biological Treatment	N/A

In the space below, list all violations within the past 12 months:

None

**Note:** If you are filing for more than one system, please provide separate sheets for each system.

<sup>1</sup> Enter the total purchased power costs for the power meters associated with this system.

<sup>2</sup> Enter the total purchased kWh used by the power meters associated with this system.

**Instructions:** Fill out the Grey Cells with the relevent information. Input 0 or none if there is nothing recorded in that account or there is no applicable information to report.

Ajo Improvement Company  
 Annual Report  
 Utility Shutoffs / Disconnects  
 12/31/20

Utility Shutoffs / Disconnects	
Name of System:	ADEQ Public Water System Number: 10-001
Wastewater Inventory Number (if applicable):	10-001

Month	Termination without Notice R14-2-609.B	Termination with Notice R14-2-609.C	Other
January	0	9	0
February	0	12	0
March	0	7	0
April	0	0	0
May	0	0	0
June	0	0	0
July	0	0	0
August	0	0	0
September	0	0	0
October	0	0	0
November	0	0	0
December	0	0	0
<b>Total</b>	<b>0</b>	<b>28</b>	<b>0</b>

Other (description):

Other (description):	NA
----------------------	----

**Instructions:** Fill out the Grey Cells with the relevant information. Input 0 or none if there is nothing recorded in that account or there is no applicable information to report.

Ajo Improvement Company  
Annual Report  
Property Taxes  
12/31/20

Property Taxes	
Amount of actual property taxes paid during Calendar Year 2020 was	\$8,592

If no property taxes paid, explain why.

NA

**Instructions:** Fill out the Grey Cells with the relevent information. Input 0 or none if there is nothing recorded in that account or there is no applicable information to report.



Verification and Sworn Statement (Taxes)

Verification: State of Arizona I, the undersigned of the  
(state name)

County of (county name): Maricopa  
Name (owner or official) title: John M. Key  
Company name: Ajo Improvement Company

DO SAY THAT THIS ANNUAL UTILITY PROPERTY TAX AND SALES TAX REPORT TO THE ARIZONA CORPORATION COMMISSION.

FOR THE YEAR ENDING: 12/31/20

HAS BEEN PREPARED UNDER MY DIRECTION, FROM THE ORIGINAL BOOKS, PAPERS AND RECORDS OF SAID UTILITY; THAT I HAVE CAREFULLY EXAMINED THE SAME, AND DECLARE THE SAME TO BE A COMPLETE AND CORRECT STATEMENT OF BUSINESS AND AFFAIRS OF SAID UTILITY FOR THE PERIOD COVERED BY THIS REPORT IN RESPECT TO EACH AND EVERY MATTER AND THING SET FORTH, TO THE BEST OF MY KNOWLEDGE, INFORMATION AND BELIEF.

Sworn Statement: I HEREBY ATTEST THAT ALL PROPERTY TAXES FOR SAID COMPANY ARE CURRENT AND PAID IN FULL.

I HEREBY ATTEST THAT ALL SALES TAXES FOR SAID COMPANY ARE CURRENT AND PAID IN FULL.

[Signature]  
signature of owner/official  
602)366-7176  
telephone no.

SUBSCRIBED AND SWORN TO BEFORE ME A NOTARY PUBLIC  
IN AND FOR THE COUNTY Maricopa  
(county name)  
THIS 15 DAY OF April 2021  
(month) and (year)  
MY COMMISSION EXPIRES 12-4-2021  
(date)



[Signature]  
(signature of notary public)

**Verification and Sworn Statement**

**Verification:**

State of Arizona I, the undersigned of the  
(state name)

County of (county name): Maricopa  
Name (owner or official) title: John M. Key  
Company name: Ajo Improvement Company

DO SAY THAT THIS ANNUAL UTILITY PROPERTY TAX AND SALES TAX REPORT TO THE ARIZONA CORPORATION COMMISSION.

FOR THE YEAR ENDING: 12/31/20

HAS BEEN PREPARED UNDER MY DIRECTION, FROM THE ORIGINAL BOOKS, PAPERS AND RECORDS OF SAID UTILITY; THAT I HAVE CAREFULLY EXAMINED THE SAME, AND DECLARE THE SAME TO BE A COMPLETE AND CORRECT STATEMENT OF BUSINESS AND AFFAIRS OF SAID UTILITY FOR THE PERIOD COVERED BY THIS REPORT IN RESPECT TO EACH AND EVERY MATTER AND THING SET FORTH, TO THE BEST OF MY KNOWLEDGE, INFORMATION AND BELIEF.

**Sworn Statement:** IN ACCORDANCE WITH THE REQUIREMENTS OF TITLE 40, ARTICLE 8, SECTION 40-401, ARIZONA REVISED STATUTES, IT IS HEREIN REPORTED THAT THE GROSS OPERATING REVENUE OF SAID UTILITY DERIVED FROM ARIZONA INTRASTATE UTILITY OPERATIONS DURING THE CALENDAR YEAR WAS:

Arizona Intrastate Gross Operating Revenues Only (\$)

\$373,064

(The amount in the box above includes

\$20,565 in sales taxes

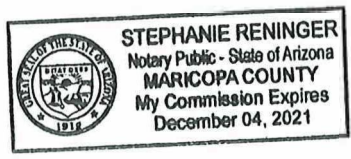
billed or collected)

*John M. Key*  
signature of owner/official  
602)366-7176  
telephone no.

SUBSCRIBED AND SWORN TO BEFORE ME A NOTARY PUBLIC  
IN AND FOR THE COUNTY

THIS 15 DAY OF April 2021  
(county name) (month) and (year)

MY COMMISSION EXPIRES 12-31-2021  
(date)



*Stephanie Reninger*  
(signature of notary public)

**Verification and Sworn Statement (Residential Revenue)**

**Verification:**

State of Arizona I, the undersigned of the  
(state name)

County of (county name): Maricopa  
Name (owner or official) title: John M. Key  
Company name: Ajo Improvement Company

DO SAY THAT THIS ANNUAL UTILITY PROPERTY TAX AND SALES TAX REPORT TO THE ARIZONA CORPORATION COMMISSION.

FOR THE YEAR ENDING: 12/31/20

HAS BEEN PREPARED UNDER MY DIRECTION, FROM THE ORIGINAL BOOKS, PAPERS AND RECORDS OF SAID UTILITY; THAT I HAVE CAREFULLY EXAMINED THE SAME, AND DECLARE THE SAME TO BE A COMPLETE AND CORRECT STATEMENT OF BUSINESS AND AFFAIRS OF SAID UTILITY FOR THE PERIOD COVERED BY THIS REPORT IN RESPECT TO EACH AND EVERY MATTER AND THING SET FORTH, TO THE BEST OF MY KNOWLEDGE, INFORMATION AND BELIEF.

**Sworn Statement:** IN ACCORDANCE WITH THE REQUIREMENTS OF TITLE 40, ARTICLE 8, SECTION 40-401, ARIZONA REVISED STATUTES, IT IS HEREIN REPORTED THAT THE GROSS OPERATING REVENUE OF SAID UTILITY DERIVED FROM ARIZONA INTRASTATE UTILITY OPERATIONS RECEIVED FROM RESIDENTIAL CUSTOMERS DURING THE CALENDAR YEAR WAS:

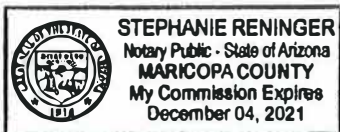
Arizona Intrastate Gross Operating Revenues Only (\$)  
\$283,773  
(The amount in the box above includes  
\$16,315 in sales taxes  
billed or collected)

*John M. Key*  
signature of owner/official  
602)366-7176  
telephone no.

SUBSCRIBED AND SWORN TO BEFORE ME A NOTARY PUBLIC  
IN AND FOR THE COUNTY Maricopa  
(county name)

THIS 15 DAY OF April 2021  
(month) and (year)

MY COMMISSION EXPIRES 12-31-2021  
(date)



*Stephanie Reninger*  
(signature of notary public)

**Full Gross-up Method for Income Tax Statement of Certification**

**Verification:**


State of Arizona I, the undersigned of the  
(state name)

County of (county name): Maricopa  
Name (owner or official) title: John M. Key  
Company name: Ajo Improvement Company

FOR THE YEAR ENDING: 12/31/20

**Sworn Statement:**


IN ACCORDANCE WITH THE REQUIREMENTS OF DECISION NO. 77084, BECAUSE THE UTILITY REQUIRES THE GROSS UP OF ADVANCES AND CONTRIBUTIONS, I HEREBY STATE THAT THE UTILITY HAS NOT INCURRED NOR IS EXPECTED TO INCUR A NET INCREASE IN CURRENT INCOME TAX EXPENSE OR A DECREASE IN DEFERRED TAX ASSET FOR A CARRY FORWARD ACCORDING TO GAAP IN AN AMOUNT EQUAL TO OR GREATER THAN THE AMOUNT OF THE REQUIRED GROSS UP PAID BY DEVELOPERS IN THE PERIOD COVERED BY THIS ANNUAL REPORT.

  
\_\_\_\_\_  
signature of owner/official  
602)366-7176  
\_\_\_\_\_  
telephone no.

SUBSCRIBED AND SWORN TO BEFORE ME A NOTARY PUBLIC  
IN AND FOR THE COUNTY Maricopa  
\_\_\_\_\_  
(county name)

THIS 15 DAY OF April 2021  
\_\_\_\_\_  
(month) and (year)

MY COMMISSION EXPIRES 12-31-2021  
\_\_\_\_\_  
(date)

  
\_\_\_\_\_  
(signature of notary public)