

ANNUAL REPORT

Of

Company Name:

The Links at Coyote Wash Utilities, LLC 7581 E. Academy Blvd., Ste. 229
--

Mailing Address: Denver CO
80230

Docket No.:

SW-04210A

For the Year Ended:

12/31/21

RECEIVED
BY EMAIL
4/14/2022, 3:49 PM
ARIZONA CORPORATION COMMISSION
UTILITIES DIVISION

WASTEWATER UTILITY

To

Arizona Corporation Commission

Due on April 15th

Email: Util-Compliance@azcc.gov, mail or deliver the completed Annual Report to:
Arizona Corporation Commission
Compliance Section - Utilities Division
1200 West Washington Street
Phoenix, Arizona 85007

Application Type:

Original Filing

Application Date:

5/18/2022

ARIZONA CORPORATION COMMISSION
WASTEWATER UTILITY ANNUAL REPORT
The Links at Coyote Wash Utilities, LLC
A Class ☐ D Utility

For the Calendar Year Ended: 12/31/21

Primary Address:
City: State: Zip Code:

Telephone Number:

Date of Original Organization of Utility:

Person to whom correspondence should be addressed concerning this report:

Name:
Telephone No. :
Address:
City: State: Zip Code:
Email:

Name:
Telephone No. :
Address:
City: State: Zip Code:
Email:

Name:
Telephone No. :
Address:
City: State: Zip Code:
Email:

Name:
Telephone No. :
Address:
City: State: Zip Code:
Email:

Name:
Telephone No. :
Address:
City: State: Zip Code:
Email:

Ownership:

Counties Served:

Important changes during the year
--

	For those companies not subject to the affiliated interest rules, has there been a change in ownership or direct control during the year?
	If yes, please provide specific details in the box below.

	Has the company been notified by any other regulatory authorities during the year, that they are out of compliance?
	If yes, please provide specific details in the box below.

Utility Plant in Service (Wastewater)							
Account No.	Description	Beginning Year Original Cost	Current Year Additions	Current Year Retirements	Adjusted Original Cost	Accumulated Depreciation	OCLD (OC less AD)
351	Organization				\$0		\$0
352	Franchises	8,370			8,370		8,370
353	Land and Land Rights	4,271			4,271		4,271
354	Structures and Improvements	10,192	534		10,725	3,092	7,633
355	Power Generation Equipment	0	7,778		7,778	194	7,584
360	Collections Wastewater - Force				0		0
361	Collections Wastewater - Gravity	445,543			445,543	154,648	290,895
362	Special Collecting Structures				0		0
363	Services to Customers				0		0
364	Flow Measuring Devices	2,573	285		2,858	915	1,943
365	Flow Measuring Installations				0		0
366	Reuse Services				0		0
367	Reuse Meters & Meter Installations				0		0
370	Receiving Wells	7,500			7,500	4,628	2,873
371	Pumping Equipment	154,832	37,535		192,368	126,400	65,968
374	Reuse Distribution Reservoirs	0	38,163		38,163	477	37,686
375	Reuse Trans. And Distr. Equipment	0	2,888		2,888	36	2,852
380	Treatment and Disposal Equipment	324,488	10,506		334,994	174,869	160,125
381	Plant Sewers				0		0
382	Outfall Sewer Lines				0		0
389	Other Plant and Misc. Equipment	3,209			3,209	567	2,642
390	Office Furniture and Equipment	480			480	48	432
390.1	Computer & Software				0		0
391	Transportation Equipment				0		0
392	Stores Equipment				0		0
393	Tools, Shop and Garage Equipment				0		0
394	Laboratory Equipment	2,025			2,025	1,712	313
395	Power Operated Equipment	0	3,777		3,777	94	3,683
396	Communication Equipment	0	1,113		1,113	59	1,054
397	Miscellaneous Equipment				0		0
398	Other Tangible Plant				0		0
	Totals	\$963,482	\$102,579	\$0	\$1,066,061	\$467,739	\$598,322

Instructions: Fill out the Grey Cells with the relevant information. Input 0 or none if there is nothing recorded in that account or there is no applicable information to report.

Depreciation Expense for the Current Year (Wastewater)								
Account No.	Description	Beginning Year Original Cost	Current Year Additions	Current Year Retirements	Adjusted Original Cost	Fully Depreciated/Non- depreciable Plant	Depreciation Percentages	Depreciation Expense
351	Organization	\$0	\$0	\$0	\$0			\$0
352	Franchises	8,370	0	0	8,370			0
353	Land and Land Rights	4,271	0	0	4,271			0
354	Structures and Improvements	10,192	534	0	10,725		3.33%	348
355	Power Generation Equipment	0	7,778	0	7,778		5.00%	194
360	Collections Wastewater - Force	0	0	0	0			0
361	Collections Wastewater - Gravity	445,543	0	0	445,543		2.00%	8,911
362	Special Collecting Structures	0	0	0	0			0
363	Services to Customers	0	0	0	0			0
364	Flow Measuring Devices	2,573	285	0	2,858		10.00%	272
365	Flow Measuring Installations	0	0	0	0			0
366	Reuse Services	0	0	0	0			0
367	Reuse Meters & Meter Installations	0	0	0	0			0
370	Receiving Wells	7,500	0	0	7,500		3.33%	250
371	Pumping Equipment	154,832	37,535	0	192,368		12.50%	21,700
374	Reuse Distribution Reservoirs	0	38,163	0	38,163		2.50%	477
375	Reuse Trans. And Distr. Equipment	0	2,888	0	2,888		2.50%	36
380	Treatment and Disposal Equipment	324,488	10,506	0	334,994		5.00%	16,487
381	Plant Sewers	0	0	0	0			0
382	Outfall Sewer Lines	0	0	0	0			0
389	Other Plant and Misc. Equipment	3,209	0	0	3,209		6.67%	214
390	Office Furniture and Equipment	480	0	0	480		6.67%	32
390.1	Computer & Software	0	0	0	0			0
391	Transportation Equipment	0	0	0	0			0
392	Stores Equipment	0	0	0	0			0
393	Tools, Shop and Garage Equipment	0	0	0	0			0
394	Laboratory Equipment	2,025	0	0	2,025		10.00%	202
395	Power Operated Equipment	0	3,777	0	3,777		5.00%	94
396	Communication Equipment	0	1,113	0	1,113		10.00%	56
397	Miscellaneous Equipment	0	0	0	0			0
398	Other Tangible Plant	0	0	0	0			0
	Subtotal	\$963,482	\$102,579	\$0	\$1,066,061	\$0		\$49,274

Contribution(s) in Aid of Construction (Gross)
Less: Non Amortizable Contribution(s)
Fully Amortized Contribution(s)
Amortizable Contribution(s)
Times: Proposed Amortization Rate
Amortization of CIAC

\$0
4.68%
\$0

Less: Amortization of CIAC **\$0**

DEPRECIATION EXPENSE **\$49,274**

Instructions: Fill out the Grey Cells with the relevant information. Input 0 or none if there is nothing recorded in that account or there is no applicable information to report.

The Links at Coyote Wash Utilities, LLC
Annual Report
Balance Sheet Assets
12/31/21

Balance Sheet Assets				
	Assets		Balance at Beginning of Year (2021)	Balance at End of Year (2021)
Account No.	Current and Accrued Assets			
131	Cash		(\$659)	\$4,804
132	Special Deposits		1,403	1,403
135	Temporary Cash Investments			
141	Customer Accounts Receivable		79,083	77,822
142	Other Accounts Receivable		(13,915)	
143	Accumulated Provision for Uncollectable Accounts			
146	Notes Receivable from Associated Companies			
151	Plant Material and Supplies			
162	Prepayments		(1,584)	12,456
173	Accrued Utility Revenue			
174	Miscellaneous Current and Accrued Assets			
	Total Current and Accrued Assets		\$64,328	\$96,484
	Deferred Debits			
186.1	Deferred Rate Case Expense			
	Total Deferred Debits		\$0	\$0
	Fixed Assets			
101	Utility Plant in Service*		\$963,482	\$1,066,061
103	Property Held for Future Use			
105	Construction Work in Progress		22,883	544,930
108	Accumulated Depreciation (enter as negative)*		(418,577)	(467,739)
121	Non-Utility Property			
122	Accumulated Depreciation - Non Utility			
	Total Fixed Assets		\$567,788	\$1,143,252
	Total Assets		\$632,116	\$1,239,736

Instructions: Fill out the Grey Cells with the relevant information. Input 0 or none if there is nothing recorded in that account or there is no applicable information to report.

Note these items feed automatically from the adjusted end of year balance from AR4.

The Links at Coyote Wash Utilities, LLC
Annual Report
Balance Sheet Liabilities and Owners Equity

Balance Sheet Liabilities and Owners Equity				
	Liabilities		Balance at Beginning of Year (2021)	Balance at End of Year (2021)
Account No.	Current Liabilities			
231	Accounts Payable		\$21,817	\$326,527
232	Notes Payable (Current Portion)			
234	Notes Payable to Associated Companies			
235	Customer Deposits		8,372	6,808
236	Accrued Taxes		6,032	(5,655)
237	Accrued Interest			
241	Miscellaneous Current and Accrued Liabilities		117	117
253	Other Deferred Credits			
	Total Current Liabilities		\$36,337	\$327,797
	Long Term Debt			
224	Long Term Debt (Notes and Bonds)			
	Total Long Term Debt		\$0	\$0
	Deferred Credits			
252	Advances in Aid of Construction		\$15,000	\$15,000
255	Accumulated Deferred Investment Tax Credits			
271	Contributions in Aid of Construction			
272	Less: Amortization of Contributions			
281	Accumulated Deferred Income Tax		93,499	93,499
	Total Deferred Credits		\$108,499	\$108,499
	Total Liabilities		\$144,836	\$436,296
	Capital Accounts			
201	Common Stock Issued			
211	Other Paid-In Capital		0	312,000
215	Retained Earnings		(124,119)	(119,958)
218	Proprietary Capital (Sole Props and Partnerships)		611,399	611,399
	Total Capital		\$487,280	\$803,440
	Total Liabilities and Capital		\$632,116	\$1,239,736

Instructions: Fill out the Grey Cells with the relevent information. Input 0 or none if there is nothing recorded in that account or there is no applicable information to report.

Note: Total liabilities and Capital must match total assets for the beginning and end of the year!

Wastewater Comparative Income Statement			
Account No.	Calendar Year	Current Year 01/01/2021 -	Last Year 01/01/2020 -
	Operating Revenue		
521	Flat Rate Revenues	\$340,225	\$290,373
522	Measured Revenues	15,642	10,880
534	Rents from Wastewater Property		
536	Other Wastewater Revenues		
	Total Revenues	\$355,867	\$301,253
	Operating Expenses		
701	Salaries and Wages	\$6,796	\$0
704	Employee Pensions and Benefits		
710	Purchased Wastewater Treatment		
711	Sludge Removal Expense	11,455	14,670
715	Purchased Power	26,809	24,762
716	Fuel for Power Production		
718	Chemicals	35,015	17,051
720	Materials and Supplies	8,996	6,109
720.1	Repairs and Maintenance	1,968	2,466
720.2	Office Supplies and Expense		
721	Office Expense	6,080	206
731	Contractual Services -Engineering	900	0
732	Contractual Services - Accounting	8,775	775
733	Contractual Services - Legal	0	21,613
734	Contractual Services - Management Fees	153,995	161,303
735	Contractual Services - Testing	12,028	10,470
736	Contractual Services - Other	16,666	0
740	Rents - Building	2,750	0
742	Rents - Equipment	787	0
750	Transportation Expenses	4,590	6,572
757	Insurance - General Liability	3,257	
758	Insurance - Worker's Compensation	632	
759	Insurance - Other	0	5,039
760	Advertising Expense		
766	Regulatory Commission Expense - Rate Case		
767	Regulatory Commission Expense - Other	2,500	3,887
770	Bad Debt Expense	1,549	1,787
775	Miscellaneous Expense	7,505	4,275
403	Depreciation Expense (From Schedule AR4)	49,274	20,613
408	Taxes Other Than Income	0	0
408.11	Property Taxes	5,461	4,894
408.12	Payroll Taxes		
409	Income Taxes	(14,761)	105,315
	Total Operating Expenses	\$353,027	\$411,805
	Operating Income / (Loss)	\$2,840	(\$110,552)
	Other Income / (Expense)		
414	Gain (Loss) on Dispositions		
419	Interest and Dividend Income		
421	Non-Utility Income	1,535	945
426	Miscellaneous Non-Utility (Expense)		
427	Interest (Expense)	(156)	(86)
	Total Other Income / (Expense)	\$1,380	\$859
	Net Income / (Loss)	\$4,220	(\$109,693)

Instructions: Fill out the Grey Cells with the relevant information. Input 0 or none if there is nothing recorded in that account or there is no applicable information to report.

The Links at Coyote Wash Utilities, LLC
 Annual Report
 Full time equivalent employees
 12/31/21

Full time equivalent employees

	Direct Company	Allocated	Outside service	Total
President				0.0
Vice-president				0.0
Manager			0.3	0.3
Engineering Staff				0.0
System Operator(s)			1.0	1.0
Customer Service			0.3	0.3
Accounting				0.0
Business Office				0.0
Rates Department				0.0
Administrative Staff			0.3	0.3
Other				0.0
Total	0.0	0.0	1.9	1.9

Instructions: Fill out the Grey Cells with the relevant information. Input 0 or none if there is nothing recorded in that account or there is no applicable information to report. A full-time employee is based on 2080 total hours per year. Please calculate partial employees using 2080 hours.

The Links at Coyote Wash Utilities, LLC
Annual Report
Supplemental Financial Data (Long-Term Debt)
12/31/21

Supplemental Financial Data (Long-Term Debt)				
	Loan #1	Loan #2	Loan #3	Loan #4
Date Issued				
Source of Loan				
ACC Decision No.				
Reason for Loan				
Dollar Amt. Issued				
Amount Outstanding				
Date of Maturity				
Interest Rate				
Current Year Interest				
Current Year Principal				

Meter Deposit Balance at Test Year End:	
---	--

Meter Deposits Refunded During the Test Year:	
---	--

List all bonds, notes, loans, and other types of indebtedness in which the proceeds were used in the provision of public utility service. Indebtedness incurred for personal uses by the owner of the utility should not be listed. Input 0 or none if there is nothing to report for that cell.

Wastewater Utility Plant Description

Name of System:	The Links at Coyote Wash Utilities, LLC
Wastewater Inventory Number (if applicable):	18278
Type of Treatment	
Design Capacity of Plant (Gallons per day)	69,300

LIFT STATION FACILITIES

Location	Quantity of Pumps	Horsepower Per Pump	Rated Capacity Per Pump (GPM)	Wet Well Capacity (gals)	Year Constructed
Country Road 12 - 300 y	2	10	400	3,300	
Coyote Wash Golf Cour	2	30	400	2,630	
Avenue 29E - serving co	2	5	250	2,630	

FORCE MAINS

Size	Material	Length (Feet)
3 inch	PVC	1,020
6 inch	PVC	1,000
8 inch	PVC	5,000

MANHOLES

Type	Quantity
Standard	75
Drop	

CLEANOUTS

Quantity
3

Note: If you are filing for more than one system, please provide separate sheets for each system.

Instructions: Fill out the Grey Cells with the relevent information. Input 0 or none if there is nothing recorded in that account or there is no applicable information to report. Copy and paste this sheet as many times as is necessary.

[illegible]

For the following five items, list the utility owned assets in each category for each system.

SOLIDS PROCESSING AND HANDLING FACILITIES	Sludge holding tank/aerobic digester
DISINFECTION EQUIPMENT (Chlorinator, Ultra-Violet, Etc.)	Chlorine contact tank and liquid chlorine feed system, dechlorination tablet feeder
FILTRATION EQUIPMENT (Rapid Sand, Slow Sand, Activated Carbon, Etc.)	Active Carbon Forced Air Filtration for Odor Control
STRUCTURES (Buildings, Fences, Etc.)	Stucco operations/control/chemical storage lab building; block wall surrounding WWTP
Other (Laboratory Equipment, Tools, Vehicles, Standby, Power Generators, Etc.)	Backup generator (75 kw diesel) w/150 amp transfer switch; centrifuge, lab basic test kit; influent and effluent magnet flow meters

Note: If you are filing for more than one system, please provide separate sheets for each system.

Instructions: Fill out the Grey Cells with the relevent information. Input 0 or none if there is nothing recorded in that account or there is no applicable information to report. Copy and paste this sheet as many times as is necessary.

Wastewater Flows					
Month	Number of Services	Total Monthly Sewage Flow (Gallons)	Sewage Flow on Peak Day	Purchased Power Expense ¹	Purchased Power (kWh) ²
January	543	2,611,700	99,700	\$2,490	21,125
February	555	2,054,000	94,900	1,919	15,841
March	556	2,215,700	87,300	2,018	16,751
April	561	2,022,700	89,600	2,245	18,954
May	565	1,789,600	76,200	4,498	18,882
June	567	1,633,300	72,700	2,229	17,766
July	571	1,677,357	68,200	2,211	18,533
August	570	1,416,943	65,496	2,022	16,603
September	594	1,693,500	72,800	2,476	20,884
October	591	1,885,000	75,600	2,301	19,486
November	590	2,192,850	97,800	2,046	16,862
December	609	2,109,084	81,230	2,587	21,543
	Totals	23,301,734	981,526	\$29,043	223,228

Provide the following information as applicable per wastewater system:

Method of Effluent Disposal	Other
Groundwater Permit Number	105311
ADEQ Aquifer Protection Permit ("APP") Number	105311
ADEQ Reuse Permit Number	N/A
EPA NPDES Permil Number	N/A
APP Effluent Treatment Requirement (Class)?	
Permitted Flow Rate	69300 gpd
Permitted Organic Capacity	
Hydraulic Capacity	69300 gpd
Type of Biological Treatment	

In the space below, list all violations within the past 12 months:

Note: If you are filing for more than one system, please provide separate sheets for each system.

1 Enter the total purchased power costs for the power meters associated with this system.

2 Enter the total purchased kWh used by the power meters associated with this system.

Instructions: Fill out the Grey Cells with the relevent information. Input 0 or none if there is nothing recorded in that account or there is no applicable information to report.

Other Wastewater System Information
--

Provide a calculation used to determine the value of one wastewater equivalent residential connection (ERC).

Use one of the following methods:

- (a) If actual flow data are available from the preceding 12 months, divide the total annual single family residence (SFR) gallons sold by the average number of single family residence customers for the same period and divide the result by 365 days.
- (b) If no historical flow data are available, use:
$$\text{ERC} = (\text{Total SFR gallons treated (Omit 000)} / 365 \text{ days} / 280 \text{ gallons per day})$$

For wastewater only utilities:

Subtract all general use and other non residential customer gallons from the total gallons treated. Divide the remainder (SFR customers) by 365 days to reveal single family residence customer gallons per day.

NOTE: Total gallons treated includes both treated and purchased treatment.

ERC

112

Method used:

(a)

What is the present system connection capacity (in ERCs *) using existing lines?

625

What is the future system connection capacity (in ERCs *) upon service area buildout?

1,200

Describe any plans and estimated completion dates for any enlargements or improvements of this system.

--

If the utility uses reuse as a means of effluent disposal, attach a list of the reuse end users and the amount of reuse provided to each, if known.

--

If the utility does not engage in reuse, has a reuse feasibility study been completed?

--

If so, when?

--

The Links at Coyote Wash Utilities, LLC
 Annual Report
 Utility Shutoffs / Disconnects
 12/31/21

Utility Shutoffs / Disconnects	
Name of System:	The Links at Coyote Wash Utilities, LLC
Wastewater Inventory Number (if applicable):	18278

Month	Termination without Notice R14-2-609.B	Termination with Notice R14-2- 609.C	Other
January			
February			
March			
April			
May			
June			
July			
August			
September			
October			
November			
December			
Total	0	0	0

Other (description):

Instructions: Fill out the Grey Cells with the relevant information. Input 0 or none if there is nothing recorded in that account or there is no applicable information to report.

The Links at Coyote Wash Utilities, LLC
Annual Report
Property Taxes
12/31/21

Property Taxes	
----------------	--

Amount of actual property taxes paid during Calendar Year 2021 was
--

\$5,461

If no property taxes paid, explain why.

Instructions: Fill out the Grey Cells with the relevent information. Input 0 or none if there is nothing recorded in that account or there is no applicable information to report.

4/14/2022, 3:49 PM

ARIZONA CORPORATION COMMISSION
UTILITIES DIVISION

The Links at Coyote Wash Utilities, LLC
Annual Report
Verification and Sworn Statement (Taxes)
12/31/21

Verification and Sworn Statement (Taxes)

Verification: State of Colorado I, the undersigned of the
(state name)

County of (county name):

Name (owner or official) title:

Company name:

Denver
Jason Williamson

The Links at Coyote Wash Utilities, LLC

DO SAY THAT THIS ANNUAL UTILITY PROPERTY TAX AND SALES TAX REPORT TO THE ARIZONA CORPORATION COMMISSION.

FOR THE YEAR ENDING:

12/31/21

HAS BEEN PREPARED UNDER MY DIRECTION, FROM THE ORIGINAL BOOKS, PAPERS AND RECORDS OF SAID UTILITY; THAT I HAVE CAREFULLY EXAMINED THE SAME, AND DECLARE THE SAME TO BE A COMPLETE AND CORRECT STATEMENT OF BUSINESS AND AFFAIRS OF SAID UTILITY FOR THE PERIOD COVERED BY THIS REPORT IN RESPECT TO EACH AND EVERY MATTER AND THING SET FORTH, TO THE BEST OF MY KNOWLEDGE, INFORMATION AND BELIEF.

Sworn Statement: I HEREBY ATTEST THAT ALL PROPERTY TAXES FOR SAID COMPANY ARE CURRENT AND PAID IN FULL.

[Signature]
signature of owner/official

720.949.1384

telephone no.

SUBSCRIBED AND SWORN TO BEFORE ME A NOTARY PUBLIC
IN AND FOR THE COUNTY

THIS

14th


DAY OF

Denver
(county name)

Apr 2022
(month) and (year)

MY COMMISSION EXPIRES

03/22/2025
(date)



[Signature]
(signature of notary public)

Verification and Sworn Statement

Verification:

State of Colorado I, the undersigned of the
(state name)
County of (county name): 0 Denver
Name (owner or official) title: Jason Williamson
Company name: The Links at Coyote Wash Utilities, LLC

DO SAY THAT THIS ANNUAL UTILITY PROPERTY TAX AND SALES TAX REPORT TO THE ARIZONA CORPORATION COMMISSION.

FOR THE YEAR ENDING: 12/31/21

HAS BEEN PREPARED UNDER MY DIRECTION, FROM THE ORIGINAL BOOKS, PAPERS AND RECORDS OF SAID UTILITY; THAT I HAVE CAREFULLY EXAMINED THE SAME, AND DECLARE THE SAME TO BE A COMPLETE AND CORRECT STATEMENT OF BUSINESS AND AFFAIRS OF SAID UTILITY FOR THE PERIOD COVERED BY THIS REPORT IN RESPECT TO EACH AND EVERY MATTER AND THING SET FORTH, TO THE BEST OF MY KNOWLEDGE, INFORMATION AND BELIEF.

Sworn Statement: IN ACCORDANCE WITH THE REQUIREMENTS OF TITLE 40, ARTICLE 8, SECTION 40-401, ARIZONA REVISED STATUTES, IT IS HEREIN REPORTED THAT THE GROSS OPERATING REVENUE OF SAID UTILITY DERIVED FROM ARIZONA INTRASTATE UTILITY OPERATIONS DURING THE CALENDAR YEAR WAS:

Arizona Intrastate Gross Operating Revenues Only (\$)

\$355,867

(The amount in the box above includes

\$0 in sales taxes
billed or collected)

[Signature]
signature of owner/official

720.949.1384
telephone no.

SUBSCRIBED AND SWORN TO BEFORE ME A NOTARY PUBLIC
IN AND FOR THE COUNTY

THIS


14th

DAY OF

Denver
(county name)
Apr 2022
(month) and (year)

MY COMMISSION EXPIRES

03/22/2025
(date)



[Signature]
(signature of notary public)

Verification and Sworn Statement (Residential Revenue)

Verification:

State of Colorado I, the undersigned of the
(state name)

County of (county name):

0 Denver

Name (owner or official) title:

Jason Williamson

Company name:

The Links at Coyote Wash Utilities, LLC

DO SAY THAT THIS ANNUAL UTILITY PROPERTY TAX AND SALES TAX REPORT TO THE ARIZONA CORPORATION COMMISSION.

FOR THE YEAR ENDING: 12/31/21

HAS BEEN PREPARED UNDER MY DIRECTION, FROM THE ORIGINAL BOOKS, PAPERS AND RECORDS OF SAID UTILITY; THAT I HAVE CAREFULLY EXAMINED THE SAME, AND DECLARE THE SAME TO BE A COMPLETE AND CORRECT STATEMENT OF BUSINESS AND AFFAIRS OF SAID UTILITY FOR THE PERIOD COVERED BY THIS REPORT IN RESPECT TO EACH AND EVERY MATTER AND THING SET FORTH, TO THE BEST OF MY KNOWLEDGE, INFORMATION AND BELIEF.

Sworn Statement: IN ACCORDANCE WITH THE REQUIREMENTS OF TITLE 40, ARTICLE 8, SECTION 40-401, ARIZONA REVISED STATUTES, IT IS HEREIN REPORTED THAT THE GROSS OPERATING REVENUE OF SAID UTILITY DERIVED FROM ARIZONA INTRASTATE UTILITY OPERATIONS RECEIVED FROM RESIDENTIAL CUSTOMERS DURING THE CALENDAR YEAR WAS:


Arizona Intrastate Gross Operating Revenues Only (\$)

\$355,867

(The amount in the box above includes

\$0 in sales taxes

billed or collected)


signature of owner/official

720.949.1384

telephone no.

SUBSCRIBED AND SWORN TO BEFORE ME A NOTARY PUBLIC
IN AND FOR THE COUNTY

Denver
(county name)

THIS

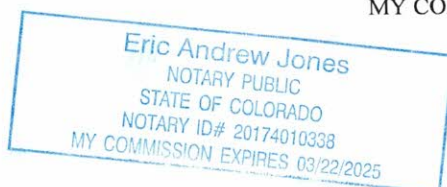
14th


DAY OF

Apr 2022
(month) and (year)

MY COMMISSION EXPIRES

03/22/2025
(date)




(signature of notary public)