

ANNUAL REPORT

Of

Company Name:

Mailing Address:

Docket No.:
For the Year Ended:

**RECEIVED
BY EMAIL**

4/15/2020

ARIZONA CORPORATION COMMISSION
UTILITIES DIVISION

WASTEWATER UTILITY

To

Arizona Corporation Commission

Due on April 15th

Email: rdefafuente@azcc.gov, mail or deliver the completed Annual Report to:

Arizona Corporation Commission
Compliance Section - Utilities Division
1200 West Washington Street
Phoenix, Arizona 85007

Application Type:
Application Date:

ARIZONA CORPORATION COMMISSION
WASTEWATER UTILITY ANNUAL REPORT
The Links at Coyote Wash Utilities, LLC
A Class Utility

For the Calendar Year Ended:

Primary Address:
City: State: Zip Code:

Telephone Number:

Date of Original Organization of Utility:

Person to whom correspondence should be addressed concerning this report:

Name:
Telephone No. :
Address:
City: State: Zip Code:
Email:

Name:
Telephone No. :
Address:
City: State: Zip Code:
Email:

Name:
Telephone No. :
Address:
City: State: Zip Code:
Email:

Name:
Telephone No. :
Address:
City: State: Zip Code:
Email:

Name:
Telephone No. :
Address:
City: State: Zip Code:
Email:

Ownership:

Counties Served:

Important changes during the year

	For those companies not subject to the affiliated interest rules, has there been a change in ownership or direct control during the year?
	If yes, please provide specific details in the box below.

	Has the company been notified by any other regulatory authorities during the year, that they are out of compliance?
	If yes, please provide specific details in the box below.
	A NOC was issued and corrected in January, 2019 related to coliforms in a monitoring well

Utility Plant in Service (Wastewater)							
Account No.	Description	Beginning Year Original Cost	Current Year Additions	Current Year Retirements	Adjusted Original Cost	Accumulated Depreciation	OCLD (OC less AD)
351	Organization				\$0		\$0
352	Franchises	8,370			8,370	0	8,370
353	Land and Land Rights	4,271			4,271		4,271
354	Structures and Improvements	10,192			10,192	2,404	7,787
355	Power Generation Equipment				0		0
360	Collections Wastewater - Force				0		0
361	Collections Wastewater - Gravity	435,571	9,972		445,543	136,826	308,717
362	Special Collecting Structures				0		0
363	Services to Customers				0		0
364	Flow Measuring Devices	2,573			2,573	386	2,187
365	Flow Measuring Installations				0		0
366	Reuse Services				0		0
367	Reuse Meters & Meter Installations				0		0
370	Receiving Wells	7,500			7,500	4,128	3,372
371	Pumping Equipment	118,149	24,121		142,269	86,131	56,138
374	Reuse Distribution Reservoirs				0		0
375	Reuse Trans. And Distr. Equipment				0		0
380	Treatment and Disposal Equipment	319,276	4,255		323,530	166,658	156,872
381	Plant Sewers				0		0
382	Outfall Sewer Lines				0		0
389	Other Plant and Misc. Equipment		3,209		3,209	107	3,102
390	Office Furniture and Equipment		480		480	16	464
390.1	Computer & Software				0		0
391	Transportation Equipment				0		0
392	Stores Equipment				0		0
393	Tools, Shop and Garage Equipment				0		0
394	Laboratory Equipment	2,025			2,025	1,307	718
395	Power Operated Equipment				0		0
396	Communication Equipment				0		0
397	Miscellaneous Equipment				0		0
398	Other Tangible Plant				0		0
	Totals	\$907,925	\$42,036	\$0	\$949,961	\$397,964	\$551,998

Instructions: Fill out the Grey Cells with the relevant information. Input 0 or none if there is nothing recorded in that account or there is no applicable information to report.

The Links at Coyote Wash Utilities, LLC
Annual Report
Depreciation Expense for the Current Year (Wastewater)
12/31/19

Depreciation Expense for the Current Year (Wastewater)								
Account No.	Description	Beginning Year Original Cost	Current Year Additions	Current Year Retirements	Adjusted Original Cost	Fully Depreciated/Non-depreciable Plant	Depreciation Percentages	Depreciation Expense
351	Organization	\$0	\$0	\$0	\$0			\$0
352	Franchises	8,370	0	0	8,370			0
353	Land and Land Rights	4,271	0	0	4,271			0
354	Structures and Improvements	10,192	0	0	10,192		3.33%	339
355	Power Generation Equipment	0	0	0	0			0
360	Collections Wastewater - Force	0	0	0	0			0
361	Collections Wastewater - Gravity	435,571	9,972	0	445,543		2.00%	8,811
362	Special Collecting Structures	0	0	0	0			0
363	Services to Customers	0	0	0	0			0
364	Flow Measuring Devices	2,573	0	0	2,573		10.00%	257
365	Flow Measuring Installations	0	0	0	0			0
366	Reuse Services	0	0	0	0			0
367	Reuse Meters & Meter Installations	0	0	0	0			0
370	Receiving Wells	7,500	0	0	7,500		3.33%	250
371	Pumping Equipment	118,149	24,121	0	142,269		12.50%	16,276
374	Reuse Distribution Reservoirs	0	0	0	0			0
375	Reuse Trans. And Distr. Equipment	0	0	0	0			0
380	Treatment and Disposal Equipment	319,276	4,255	0	323,530		5.00%	16,070
381	Plant Sewers	0	0	0	0			0
382	Outfall Sewer Lines	0	0	0	0			0
389	Other Plant and Misc. Equipment	0	3,209	0	3,209		6.67%	107
390	Office Furniture and Equipment	0	480	0	480		6.67%	16
390.1	Computer & Software	0	0	0	0			0
391	Transportation Equipment	0	0	0	0			0
392	Stores Equipment	0	0	0	0			0
393	Tools, Shop and Garage Equipment	0	0	0	0			0
394	Laboratory Equipment	2,025	0	0	2,025		10.00%	202
395	Power Operated Equipment	0	0	0	0			0
396	Communication Equipment	0	0	0	0			0
397	Miscellaneous Equipment	0	0	0	0			0
398	Other Tangible Plant	0	0	0	0			0
	Subtotal	\$907,925	\$42,036	\$0	\$949,961	\$0		\$42,329

Contribution(s) in Aid of Construction (Gross)

Less: Non Amortizable Contribution(s)

Fully Amortized Contribution(s)

Amortizable Contribution(s)

Times: Proposed Amortization Rate

Amortization of CIAC

\$0

4.46%

\$0

Less: Amortization of CIAC

DEPRECIATION EXPENSE

Instructions: Fill out the Grey Cells with the relevant information. Input 0 or none if there is nothing recorded in that account or there is no applicable information to report.

The Links at Coyote Wash Utilities, LLC
Annual Report
Balance Sheet Assets
12/31/19

Balance Sheet Assets				
	Assets		Balance at Beginning of Year (2019)	Balance at End of Year (2019)
Account No.	Current and Accrued Assets			
131	Cash		\$4,374	\$2,656
132	Special Deposits		1,403	1,403
135	Temporary Cash Investments			
141	Customer Accounts Receivable		59,422	66,185
142	Other Accounts Receivable			
143	Accumulated Provision for Uncollectable Accounts			
146	Notes Receivable from Associated Companies			
151	Plant Material and Supplies			
162	Prepayments			
173	Accrued Utility Revenue			
174	Miscellaneous Current and Accrued Assets			
	Total Current and Accrued Assets		\$65,199	\$70,244
	Deferred Debits			
186.1	Deferred Rate Case Expense			
	Total Deferred Debits		\$0	\$0
	Fixed Assets			
101	Utility Plant in Service*		\$907,925	\$949,961
103	Property Held for Future Use			
105	Construction Work in Progress		22,884	22,883
108	Accumulated Depreciation (enter as negative)*		(364,005)	(397,964)
121	Non-Utility Property			
122	Accumulated Depreciation - Non Utility			
	Total Fixed Assets		\$566,804	\$574,881
	Total Assets		\$632,003	\$645,125

Instructions: Fill out the Grey Cells with the relevant information. Input 0 or none if there is nothing recorded in that account or there is no applicable information to report.

Note these items feed automatically from the adjusted end of year balance from AR4.

The Links at Coyote Wash Utilities, LLC
 Annual Report
 Balance Sheet Liabilities and Owners Equity

Balance Sheet Liabilities and Owners Equity				
	Liabilities		Balance at Beginning of Year (2019)	Balance at End of Year (2019)
Account No.	Current Liabilities			
231	Accounts Payable		\$16,943	\$25,753
232	Notes Payable (Current Portion)			
234	Notes Payable to Associated Companies			
235	Customer Deposits		8,315	7,281
236	Accrued Taxes			
237	Accrued Interest			
241	Miscellaneous Current and Accrued Liabilities		114	117
253	Other Deferred Credits			
	Total Current Liabilities		\$25,372	\$33,151
	Long Term Debt			
224	Long Term Debt (Notes and Bonds)			
	Total Long Term Debt		\$0	\$0
	Deferred Credits			
252	Advances in Aid of Construction		\$15,000	\$15,000
255	Accumulated Deferred Investment Tax Credits			
271	Contributions in Aid of Construction			
272	Less: Amortization of Contributions			
281	Accumulated Deferred Income Tax			
	Total Deferred Credits		\$15,000	\$15,000
	Total Liabilities		\$40,372	\$48,151
	Capital Accounts			
201	Common Stock Issued			
211	Other Paid-In Capital			
215	Retained Earnings		(3,756)	(9,080)
218	Proprietary Capital (Sole Props and Partnerships)		595,386	606,054
	Total Capital		\$591,630	\$596,974
	Total Liabilities and Capital		\$632,002	\$645,125

Instructions: Fill out the Grey Cells with the relevant information. Input 0 or none if there is nothing recorded in that account or there is no applicable information to report.

Note: Total liabilities and Capital must match total assets for the beginning and end of the year!

The Links at Coyote Wash Utilities, LLC
Annual Report
Wastewater Comparative Income Statement
12/31/19

Wastewater Comparative Income Statement			
Account No.	Calendar Year	Current Year 01/01/2019 -	Last Year 01/01/2018 -
	Operating Revenue		
521	Flat Rate Revenues	\$268,957	\$228,038
522	Measured Revenues	7,622	18,008
534	Rents from Wastewater Property		
536	Other Wastewater Revenues		10,470
	Total Revenues	\$276,578	\$256,516
	Operating Expenses		
701	Salaries and Wages		
704	Employee Pensions and Benefits		
710	Purchased Wastewater Treatment		
711	Sludge Removal Expense	3,445	10,199
715	Purchased Power	23,104	24,753
716	Fuel for Power Production		
718	Chemicals	18,544	17,515
720	Materials and Supplies	3,354	2,304
720.1	Repairs and Maintenance	5,565	
720.2	Office Supplies and Expense		
721	Office Expense	105	
731	Contractual Services -Engineering		
732	Contractual Services - Accounting	750	750
733	Contractual Services - Legal	76	68
734	Contractual Services - Management Fees	143,861	137,437
735	Contractual Services - Testing	11,826	10,728
736	Contractual Services - Other		
740	Rents - Building		
742	Rents - Equipment	372	510
750	Transportation Expenses	6,993	6,190
757	Insurance - General Liability		3,341
758	Insurance - Worker's Compensation		
759	Insurance - Other		
760	Advertising Expense		
766	Regulatory Commission Expense - Rate Case		
767	Regulatory Commission Expense - Other	2,689	2,507
770	Bad Debt Expense	1,727	3,034
775	Miscellaneous Expense	5,503	4,201
403	Depreciation Expense (From Schedule AR4)	42,329	38,803
408	Taxes Other Than Income		
408.11	Property Taxes	10,085	9,392
408.12	Payroll Taxes		
409	Income Taxes		
	Total Operating Expenses	\$280,327	\$271,732
	Operating Income / (Loss)	(\$3,749)	(\$15,216)
	Other Income / (Expense)		
414	Gain (Loss) on Dispositions		
419	Interest and Dividend Income		
421	Non-Utility Income	775	830
426	Miscellaneous Non-Utility (Expense)		
427	Interest (Expense)	(51)	
	Total Other Income / (Expense)	\$724	\$830
	Net Income / (Loss)	(\$3,025)	(\$14,386)

Instructions: Fill out the Grey Cells with the relevant information. Input 0 or none if there is nothing recorded in that account or there is no applicable information to report.

The Links at Coyote Wash Utilities, LLC
 Annual Report
 Full time equivalent employees
 12/31/19

Full time equivalent employees

	Direct Company	Allocated	Outside service	Total
President				0.0
Vice-president				0.0
Manager			0.5	0.5
Engineering Staff				0.0
System Operator(s)			1.0	1.0
Customer Service				0.0
Accounting				0.0
Business Office			0.5	0.5
Rates Department				0.0
Administrative Staff			0.3	0.3
Other				0.0
Total	0.0	0.0	2.3	2.3

Instructions: Fill out the Grey Cells with the relevant information. Input 0 or none if there is nothing recorded in that account or there is no applicable information to report. A full-time employee is based on 2080 total hours per year. Please calculate partial employees using 2080 hours.

Supplemental Financial Data (Long-Term Debt)				
	Loan #1	Loan #2	Loan #3	Loan #4
Date Issued				
Source of Loan				
ACC Decision No.				
Reason for Loan				
Dollar Amt. Issued				
Amount Outstanding				
Date of Maturity				
Interest Rate				
Current Year Interest				
Current Year Principal				

Meter Deposit Balance at Test Year End:	
-----------------------------------------	--

Meter Deposits Refunded During the Test Year:	
-----------------------------------------------	--

<i>List all bonds, notes, loans, and other types of indebtedness in which the proceeds were used in the provision of public utility service. Indebtedness incurred for personal uses by the owner of the utility should <u>not</u> be listed. Input 0 or none if there is nothing to report for that cell.</i>

Wastewater Utility Plant Description	
Name of System:	The Links at Coyote Wash Utilities, LLC
Wastewater Inventory Number (if applicable):	18278
Type of Treatment	Other
Design Capacity of Plant (Gallons per day)	69,300

LIFT STATION FACILITIES					
Location	Quantity of Pumps	Horsepower Per Pump	Rated Capacity Per Pump (GPM)	Wet Well Capacity (gals)	Year Constructed
Country Road 12 - 300 y	2	10	400	3,300	
Coyote Wash Golf Cours	2	30	400	2,630	
Avenue 29E - serving co	2	5	250	2,630	

FORCE MAINS		
Size	Material	Length (Feet)
4 inch	PVC	1,020
6 inch	PVC	1,000
8 inch	PVC	5,000

MANHOLES	
Type	Quantity
Standard	75
Drop	

CLEANOUTS	
Quantity	
3	

Note: If you are filing for more than one system, please provide separate sheets for each system.

Instructions: Fill out the Grey Cells with the relevent information. Input 0 or none if there is nothing recorded in that account or there is no applicable information to report. Copy and paste this sheet as many times as is necessary.

Wastewater Utility Plant Description (Continued)					
GRAVITY MAINS			SERVICES/LATERALS		
Sizes (inches)	Material	Length (feet)	Size (inches)	Material	Quantity
4			4	PVC	504
6			6		
8	PVC	19,700	8		
10	PVC	3,500			
12	PVC	1,650			
15	PVC	4,025			

For the following five items, list the utility owned assets in each category for each system.

SOLIDS PROCESSING AND HANDLING FACILITIES	Sludge holding tank/aerobic digester
DISINFECTION EQUIPMENT (Chlorinator, Ultra-Violet, Etc.)	Chlorine contact tank and liquid chlorine feed system, dechlorination tablet feeder
FILTRATION EQUIPMENT (Rapid Sand, Slow Sand, Activated Carbon, Etc.)	Active Carbon Forced Air Filtration for Odor Control
STRUCTURES (Buildings, Fences, Etc.)	Stucco operations/control/chemical storage lab building; block wall surrounding WWTP
Other (Laboratory Equipment, Tools, Vehicles, Standby, Power Generators, Etc.)	Backup generator (75 kw diesel) w/150 amp transfer switch; centrifuge, lab basic test kit; influent and effluent magnet flow meters

Note: If you are filing for more than one system, please provide separate sheets for each system.

Instructions: Fill out the Grey Cells with the relevant information. Input 0 or none if there is nothing recorded in that account or there is no applicable information to report. Copy and paste this sheet as many times as is necessary.

Wastewater Flows					
Month	Number of Services	Total Monthly Sewage Flow (Gallons)	Sewage Flow on Peak Day	Purchased Power Expense ¹	Purchased Power (kWh) ²
January	489	1,710,131	68,996	\$2,182	
February	493	1,608,009	67,035	1,877	
March	499	1,740,913	77,700	1,909	
April	494	1,406,287	57,414	2,216	
May	501	1,304,660	52,414	1,689	
June	508	1,094,426	52,000	1,968	
July	514	1,186,941	38,288	1,872	
August	520	1,186,403	56,317	1,897	
September	526	1,208,263	40,275	1,884	
October	529	1,437,425	66,840	1,692	
November	531	1,738,103	69,336	2,061	
December	531	1,755,322	68,755	1,857	
	Totals	17,376,883	715,370	\$23,104	0

Provide the following information as applicable per wastewater system:

Method of Effluent Disposal	Other
Groundwater Permit Number	105311
ADEQ Aquifer Protection Permit ("APP") Number	105311
ADEQ Reuse Permit Number	N/A
EPA NPDES Permil Number	N/A
APP Effluent Treatment Requirement (Class)?	
Permitted Flow Rate	69,300 gpd
Permitted Organic Capacity	
Hydraulic Capacity	69,300 gpd
Type of Biological Treatment	

In the space below, list all violations within the past 12 months:

--

Note: If you are filing for more than one system, please provide separate sheets for each system.

1 Enter the total purchased power costs for the power meters associated with this system.
2 Enter the total purchased kWh used by the power meters associated with this system.

Instructions: Fill out the Grey Cells with the relevent information. Input 0 or none if there is nothing recorded in that account or there is no applicable information to report.

Other Wastewater System Information

Provide a calculation used to determine the value of one wastewater equivalent residential connection (ERC).

Use one of the following methods:

- (a) If actual flow data are available from the preceding 12 months, divide the total annual single family residence (SFR) gallons sold by the average number of single family residence customers for the same period and divide the result by 365 days.
- (b) If no historical flow data are available, use:
 $ERC = (\text{Total SFR gallons treated (Omit 000)} / 365 \text{ days} / 280 \text{ gallons per day})$

For wastewater only utilities:

Subtract all general use and other non residential customer gallons from the total gallons treated. Divide the remainder (SFR customers) by 365 days to reveal single family residence customer gallons per day.

NOTE: Total gallons treated includes both treated and purchased treatment.

ERC
Method used:

What is the present system connection capacity (in ERCs *) using existing lines?

What is the future system connection capacity (in ERCs *) upon service area buildout?

Describe any plans and estimated completion dates for any enlargements or improvements of this system.

Chemical storage facility to be constructed in Spring, 2020

If the utility uses reuse as a means of effluent disposal, attach a list of the reuse end users and the amount of reuse provided to each, if known.

100% of Effluent is delivered to the Coyote Wash Golf Course (owned by the town of Wellton)

If the utility does not engage in reuse, has a reuse feasibility study been completed?

If so, when?

The Links at Coyote Wash Utilities, LLC
 Annual Report
 Utility Shutoffs / Disconnects
 12/31/19

Utility Shutoffs / Disconnects	
Name of System:	The Links at Coyote Wash Utilities, LLC
Wastewater Inventory Number (if applicable):	18278

Month	Termination without Notice R14-2-609.B	Termination with Notice R14-2-609.C	Other
January			
February			
March			
April			
May			
June			
July			
August			
September			
October			
November			
December			
Total	0	0	0

Other (description):

Instructions: Fill out the Grey Cells with the relevent information. Input 0 or none if there is nothing recorded in that account or there is no applicable information to report.

The Links at Coyote Wash Utilities, LLC
Annual Report
Property Taxes
12/31/19

Property Taxes	
----------------	--

Amount of actual property taxes paid during Calendar Year 2018 was	
--------------------------------------------------------------------	--

\$10,085

If no property taxes paid, explain why.

Instructions: Fill out the Grey Cells with the relevant information. Input 0 or none if there is nothing recorded in that account or there is no applicable information to report.

Verification and Sworn Statement (Taxes)

Verification: State of Colorado I, the undersigned of the
(state name)

County of (county name): Denver
Name (owner or official) title: Jason Williamson, Manager
Company name: The Links at Coyote Wash Utilities, LLC

DO SAY THAT THIS ANNUAL UTILITY PROPERTY TAX AND SALES TAX REPORT TO THE ARIZONA CORPORATION COMMISSION.

FOR THE YEAR ENDING: 12/31/19


HAS BEEN PREPARED UNDER MY DIRECTION, FROM THE ORIGINAL BOOKS, PAPERS AND RECORDS OF SAID UTILITY; THAT I HAVE CAREFULLY EXAMINED THE SAME, AND DECLARE THE SAME TO BE A COMPLETE AND CORRECT STATEMENT OF BUSINESS AND AFFAIRS OF SAID UTILITY FOR THE PERIOD COVERED BY THIS REPORT IN RESPECT TO EACH AND EVERY MATTER AND THING SET FORTH, TO THE BEST OF MY KNOWLEDGE, INFORMATION AND BELIEF.

Sworn Statement:

**RECEIVED
BY EMAIL**

4/15/2020

ARIZONA CORPORATION COMMISSION
UTILITIES DIVISION



signature of owner/official

720.949.1384

telephone no.

SUBSCRIBED AND SWORN TO BEFORE ME A NOTARY PUBLIC
IN AND FOR THE COUNTY

THIS

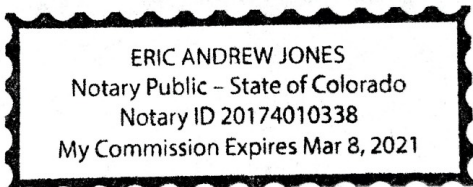
10th

DAY OF

Denver
(county name)
April 2020
(month) and (year)

MY COMMISSION EXPIRES

3/8/2021
(date)



(signature of notary public)

Verification and Sworn Statement

Verification:

State of Colorado I, the undersigned of the
(state name)
County of (county name): Denver
Name (owner or official) title: Jason Williamson, Manager
Company name: The Links at Coyote Wash Utilities, LLC

DO SAY THAT THIS ANNUAL UTILITY PROPERTY TAX AND SALES TAX REPORT TO THE ARIZONA CORPORATION COMMISSION.

FOR THE YEAR ENDING: 12/31/19

HAS BEEN PREPARED UNDER MY DIRECTION, FROM THE ORIGINAL BOOKS, PAPERS AND RECORDS OF SAID UTILITY; THAT I HAVE CAREFULLY EXAMINED THE SAME, AND DECLARE THE SAME TO BE A COMPLETE AND CORRECT STATEMENT OF BUSINESS AND AFFAIRS OF SAID UTILITY FOR THE PERIOD COVERED BY THIS REPORT IN RESPECT TO EACH AND EVERY MATTER AND THING SET FORTH, TO THE BEST OF MY KNOWLEDGE, INFORMATION AND BELIEF.

Sworn Statement: IN ACCORDANCE WITH THE REQUIREMENTS OF TITLE 40, ARTICLE 8, SECTION 40-401, ARIZONA REVISED STATUTES, IT IS HEREIN REPORTED THAT THE GROSS OPERATING REVENUE OF SAID UTILITY DERIVED FROM ARIZONA INTRASTATE UTILITY OPERATIONS DURING THE CALENDAR YEAR WAS:

Arizona Intrastate Gross Operating Revenues Only (\$)

\$276,578

(The amount in the box above includes

\$0 in sales taxes
billed or collected)

**RECEIVED
BY EMAIL**

4/15/2020

ARIZONA CORPORATION COMMISSION
UTILITIES DIVISION

signature of owner/official

720.949.1384

telephone no.

SUBSCRIBED AND SWORN TO BEFORE ME A NOTARY PUBLIC
IN AND FOR THE COUNTY

THIS

10th

DAY OF

Denver

(county name)

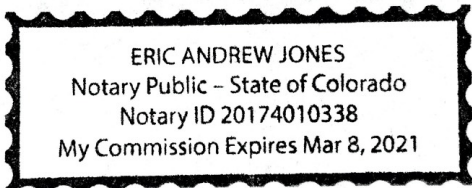
April 2020

(month) and (year)

MY COMMISSION EXPIRES

3/8/2021

(date)



(signature of notary public)

Verification and Sworn Statement (Residential Revenue)

Verification:

State of Colorado I, the undersigned of the
(state name)

County of (county name): Denver
Name (owner or official) title: Jason Williamson, Manager
Company name: The Links at Coyote Wash Utilities, LLC

DO SAY THAT THIS ANNUAL UTILITY PROPERTY TAX AND SALES TAX REPORT TO THE ARIZONA CORPORATION COMMISSION.

FOR THE YEAR ENDING: 12/31/19

HAS BEEN PREPARED UNDER MY DIRECTION, FROM THE ORIGINAL BOOKS, PAPERS AND RECORDS OF SAID UTILITY; THAT I HAVE CAREFULLY EXAMINED THE SAME, AND DECLARE THE SAME TO BE A COMPLETE AND CORRECT STATEMENT OF BUSINESS AND AFFAIRS OF SAID UTILITY FOR THE PERIOD COVERED BY THIS REPORT IN RESPECT TO EACH AND EVERY MATTER AND THING SET FORTH, TO THE BEST OF MY KNOWLEDGE, INFORMATION AND BELIEF.

Sworn Statement: IN ACCORDANCE WITH THE REQUIREMENTS OF TITLE 40, ARTICLE 8, SECTION 40-401, ARIZONA REVISED STATUTES, IT IS HEREIN REPORTED THAT THE GROSS OPERATING REVENUE OF SAID UTILITY DERIVED FROM ARIZONA INTRASTATE UTILITY OPERATIONS RECEIVED FROM RESIDENTIAL CUSTOMERS DURING THE CALENDAR YEAR WAS:

Arizona Intrastate Gross Operating Revenues Only (\$)

\$276,578

(The amount in the box above includes

\$0 in sales taxes
billed or collected)

**RECEIVED
BY EMAIL**

4/15/2020

ARIZONA CORPORATION COMMISSION
UTILITIES DIVISION


signature of owner/official

720.949.1384
telephone no.

SUBSCRIBED AND SWORN TO BEFORE ME A NOTARY PUBLIC
IN AND FOR THE COUNTY


Denver
(county name)

THIS 10th

DAY OF April 2020
(month) and (year)

MY COMMISSION EXPIRES 3/8/2021
(date)

ERIC ANDREW JONES
Notary Public - State of Colorado
Notary ID 20174010338
My Commission Expires Mar 8, 2021


signature of notary public

Full Gross-up Method for Income Tax Statement of Certification

Verification:

State of Colorado I, the undersigned of the
(state name)

County of (county name): Denver
Name (owner or official) title: Jason Williamson, Manager
Company name: The Links at Coyote Wash Utilities, LLC


FOR THE YEAR ENDING: 12/31/19

Sworn Statement: IN ACCORDANCE WITH THE REQUIREMENTS OF DECISION NO. 77084, BECAUSE THE UTILITY REQUIRES THE GROSS UP OF ADVANCES AND CONTRIBUTIONS, I HEREBY STATE THAT THE UTILITY HAS NOT INCURRED NOR IS EXPECTED TO INCUR A NET INCREASE IN CURRENT INCOME TAX EXPENSE OR A DECREASE IN DEFERRED TAX ASSET FOR A CARRY FORWARD ACCORDING TO GAAP IN AN AMOUNT EQUAL TO OR GREATER THAN THE AMOUNT OF THE REQUIRED GROSS UP PAID BY DEVELOPERS IN THE PERIOD COVERED BY THIS ANNUAL REPORT.

**RECEIVED
BY EMAIL**

4/15/2020

ARIZONA CORPORATION COMMISSION
UTILITIES DIVISION



signature of owner/official

720.949.1384
telephone no.

SUBSCRIBED AND SWORN TO BEFORE ME A NOTARY PUBLIC
IN AND FOR THE COUNTY

Denver
(county name)

THIS 10th DAY OF April 2020
(month) and (year)

MY COMMISSION EXPIRES 3/8/2021
(date)

ERIC ANDREW JONES
Notary Public - State of Colorado
Notary ID 20174010338
My Commission Expires Mar 8, 2021



(signature of notary public)