

ANNUAL REPORT

Of

Company Name: Sweetwater Creek Utilities, Inc.
3328 Rising Sun Ridge

Mailing Address: Wickenburg AZ
85390

Docket No.: SW-03036A
For the Year Ended: 12/31/19

**RECEIVED
BY EMAIL**

10/09/2020 09:09 AM
ARIZONA CORPORATION COMMISSION
UTILITIES DIVISION

WASTEWATER UTILITY

To

Arizona Corporation Commission

Due on April 15th

Email: rdelafuente@azcc.gov, mail or deliver the completed Annual Report to:
Arizona Corporation Commission
Compliance Section - Utilities Division
1200 West Washington Street
Phoenix, Arizona 85007

Application Type: Original Filing
Application Date: 10/9/2020

ARIZONA CORPORATION COMMISSION
 WASTEWATER UTILITY ANNUAL REPORT
 Sweetwater Creek Utilities, Inc.
 A Class Utility

For the Calendar Year Ended: 12/31/19

Primary Address:
 City: State: Zip Code:

Telephone Number:

Date of Original Organization of Utility:

Person to whom correspondence should be addressed concerning this report:

Name:
 Telephone No. :
 Address:
 City: State: Zip Code:
 Email:

Name:
 Telephone No. :
 Address:
 City: State: Zip Code:
 Email:

Name:
 Telephone No. :
 Address:
 City: State: Zip Code:
 Email:

Name:
 Telephone No. :
 Address:
 City: State: Zip Code:
 Email:

Name:
 Telephone No. :
 Address:
 City: State: Zip Code:
 Email:

Ownership:

Counties Served:

Important changes during the year
--

	For those companies not subject to the affiliated interest rules, has there been a change in ownership or direct control during the year?
	If yes, please provide specific details in the box below.
	No

	Has the company been notified by any other regulatory authorities during the year, that they are out of compliance?
	If yes, please provide specific details in the box below.
	Yes-ADEQ Monitoring/Permit Violation

Utility Plant in Service (Wastewater)							
Account No.	Description	Beginning Year Original Cost	Current Year Additions	Current Year Retirements	Adjusted Original Cost	Accumulated Depreciation	OCLD (OC less AD)
351	Organization	\$13,462	\$0	\$0	\$13,462	\$13,462	\$0
352	Franchises	0	0	0	0	0	0
353	Land and Land Rights	44,000	0	0	44,000	0	44,000
354	Structures and Improvements	105,293	0	0	105,293	105,293	0
355	Power Generation Equipment	0	0	0	0	0	0
360	Collections Wastewater - Force	0	0	0	0	0	0
361	Collections Wastewater - Gravity	129,324	0	0	129,324	129,324	0
362	Special Collecting Structures	0	0	0	0	0	0
363	Services to Customers	31,630	0	0	31,630	31,630	0
364	Flow Measuring Devices	4,020	0	0	4,020	4,020	0
365	Flow Measuring Installations	1,000	0	0	1,000	1,000	0
366	Reuse Services	0	0	0	0	0	0
367	Reuse Meters & Meter Installations	0	0	0	0	0	0
370	Receiving Wells	21,500	0	0	21,500	21,500	0
371	Pumping Equipment	0	0	0	0	0	0
374	Reuse Distribution Reservoirs	0	0	0	0	0	0
375	Reuse Trans. And Distr. Equipment	0	0	0	0	0	0
380	Treatment and Disposal Equipment	691,412	3,772	0	695,184	590,194	104,990
381	Plant Sewers	2,661	0	0	2,661	2,661	0
382	Outfall Sewer Lines	10,673	0	0	10,673	10,673	0
389	Other Plant and Misc. Equipment	0	0	0	0	0	0
390	Office Furniture and Equipment	4,085	0	0	4,085	3,914	171
390.1	Computer & Software	0	0	0	0	0	0
391	Transportation Equipment	0	0	0	0	0	0
392	Stores Equipment	0	0	0	0	0	0
393	Tools, Shop and Garage Equipment	0	0	0	0	0	0
394	Laboratory Equipment	8,016	0	0	8,016	7,365	651
395	Power Operated Equipment	7,791	0	0	7,791	5,240	2,551
396	Communication Equipment	0	0	0	0	0	0
397	Miscellaneous Equipment	0	0	0	0	0	0
398	Other Tangible Plant	0	0	0	0	0	0
	Totals	\$1,074,867	\$3,772	\$0	\$1,078,639	\$926,276	\$152,363

Instructions: Fill out the Grey Cells with the relevant information. Input 0 or none if there is nothing recorded in that account or there is no applicable information to report.

Sweetwater Creek Utilities, Inc.
Annual Report
Depreciation Expense for the Current Year (Wastewater)
12/31/19

Depreciation Expense for the Current Year (Wastewater)								
Account No.	Description	Beginning Year Original Cost	Current Year Additions	Current Year Retirements	Adjusted Original Cost	Fully Depreciated/Non-depreciable Plant	Depreciation Percentages	Depreciation Expense
351	Organization	\$13,462	\$0	\$0	\$13,462	\$0	0.00%	\$0
352	Franchises	0	0	0	0	0	0.00%	0
353	Land and Land Rights	44,000	0	0	44,000	0	0.00%	0
354	Structures and Improvements	105,293	0	0	105,293	0	0.00%	0
355	Power Generation Equipment	0	0	0	0	0	0.00%	0
360	Collections Wastewater - Force	0	0	0	0	0	0.00%	0
361	Collections Wastewater - Gravity	129,324	0	0	129,324	0	0.00%	0
362	Special Collecting Structures	0	0	0	0	0	0.00%	0
363	Services to Customers	31,630	0	0	31,630	0	0.00%	0
364	Flow Measuring Devices	4,020	0	0	4,020	0	0.00%	0
365	Flow Measuring Installations	1,000	0	0	1,000	0	0.00%	0
366	Reuse Services	0	0	0	0	0	0.00%	0
367	Reuse Meters & Meter Installations	0	0	0	0	0	0.00%	0
370	Receiving Wells	21,500	0	0	21,500	0	0.00%	0
371	Pumping Equipment	0	0	0	0	0	0.00%	0
374	Reuse Distribution Reservoirs	0	0	0	0	0	0.00%	0
375	Reuse Trans. And Distr. Equipment	0	0	0	0	0	0.00%	0
380	Treatment and Disposal Equipment	691,412	3,772	0	695,184	0	5.00%	34,665
381	Plant Sewers	2,661	0	0	2,661	0	0.00%	0
382	Outfall Sewer Lines	10,673	0	0	10,673	0	0.00%	0
389	Other Plant and Misc. Equipment	0	0	0	0	0	0.00%	0
390	Office Furniture and Equipment	4,085	0	0	4,085	0	5.00%	204
390.1	Computer & Software	0	0	0	0	0	0.00%	0
391	Transportation Equipment	0	0	0	0	0	0.00%	0
392	Stores Equipment	0	0	0	0	0	0.00%	0
393	Tools, Shop and Garage Equipment	0	0	0	0	0	0.00%	0
394	Laboratory Equipment	8,016	0	0	8,016	0	5.00%	401
395	Power Operated Equipment	7,791	0	0	7,791	0	5.00%	390
396	Communication Equipment	0	0	0	0	0	0.00%	0
397	Miscellaneous Equipment	0	0	0	0	0	0.00%	0
398	Other Tangible Plant	0	0	0	0	0	0.00%	0
	Subtotal	\$1,074,867	\$3,772	\$0	\$1,078,639	\$0	-	\$35,660

Contribution(s) in Aid of Construction (Gross)	\$689,477
Less: Non Amortizable Contribution(s)	0
Fully Amortized Contribution(s)	687,191
Amortizable Contribution(s)	\$2,286
Times: Proposed Amortization Rate	3.31%
Amortization of CIAC	\$76
Less: Amortization of CIAC	<input type="text" value="\$76"/>
DEPRECIATION EXPENSE	<input type="text" value="\$35,584"/>

Instructions: Fill out the Grey Cells with the relevant information. Input 0 or none if there is nothing recorded in that account or there is no applicable information to report.

Sweetwater Creek Utilities, Inc.
Annual Report
Balance Sheet Assets
12/31/19

Balance Sheet Assets				
	Assets		Balance at Beginning of Year (2019)	Balance at End of Year (2019)
Account No.	Current and Accrued Assets			
131	Cash		\$19,881	\$11,426
132	Special Deposits			
135	Temporary Cash Investments			
141	Customer Accounts Receivable		18,115	18,315
142	Other Accounts Receivable			
143	Accumulated Provision for Uncollectable Accounts			
146	Notes Receivable from Associated Companies			
151	Plant Material and Supplies			
162	Prepayments			
173	Accrued Utility Revenue			
174	Miscellaneous Current and Accrued Assets		33,984	33,662
	Total Current and Accrued Assets		\$71,980	\$63,403
	Deferred Debits			
186.1	Deferred Rate Case Expense			
	Total Deferred Debits		\$0	\$0
	Fixed Assets			
101	Utility Plant in Service*		\$1,074,867	\$1,078,639
103	Property Held for Future Use			
105	Construction Work in Progress			
108	Accumulated Depreciation (enter as negative)*		(890,616)	(926,276)
121	Non-Utility Property			
122	Accumulated Depreciation - Non Utility			
	Total Fixed Assets		\$184,251	\$152,363
	Total Assets		\$256,231	\$215,766

Instructions: Fill out the Grey Cells with the relevant information. Input 0 or none if there is nothing recorded in that account or there is no applicable information to report.

Note these items feed automatically from the adjusted end of year balance from AR4.

Sweetwater Creek Utilities, Inc.
 Annual Report
 Balance Sheet Liabilities and Owners Equity

Balance Sheet Liabilities and Owners Equity				
	Liabilities		Balance at Beginning of Year (2019)	Balance at End of Year (2019)
Account No.	Current Liabilities			
231	Accounts Payable		\$10,802	\$10,938
232	Notes Payable (Current Portion)			
234	Notes Payable to Associated Companies			
235	Customer Deposits		16,759	18,615
236	Accrued Taxes			
237	Accrued Interest			
241	Miscellaneous Current and Accrued Liabilities		38	420
253	Other Deferred Credits			
	Total Current Liabilities		\$27,599	\$29,973
	Long Term Debt			
224	Long Term Debt (Notes and Bonds)			
	Total Long Term Debt		\$0	\$0
	Deferred Credits			
252	Advances in Aid of Construction			
255	Accumulated Deferred Investment Tax Credits			
271	Contributions in Aid of Construction		689,477	689,477
272	Less: Amortization of Contributions		(687,191)	(687,267)
281	Accumulated Deferred Income Tax			
	Total Deferred Credits		\$2,286	\$2,210
	Total Liabilities		\$29,885	\$32,183
	Capital Accounts			
201	Common Stock Issued		(\$97,917)	(\$97,917)
211	Other Paid-In Capital		171,993	171,993
215	Retained Earnings		152,270	109,507
218	Proprietary Capital (Sole Props and Partnerships)			
	Total Capital		\$226,346	\$183,583
	Total Liabilities and Capital		\$256,231	\$215,766

Instructions: Fill out the Grey Cells with the relevant information. Input 0 or none if there is nothing recorded in that account or there is no applicable information to report.

Note: Total liabilities and Capital must match total assets for the beginning and end of the year!

Sweetwater Creek Utilities, Inc.
Annual Report
Wastewater Comparative Income Statement
12/31/19

Wastewater Comparative Income Statement			
Account No.	Calendar Year	Current Year 01/01/2019 -	Last Year 01/01/2018 -
	Operating Revenue		
521	Flat Rate Revenues	\$192,946	\$204,214
522	Measured Revenues	0	0
534	Rents from Wastewater Property	0	0
536	Other Wastewater Revenues	8,765	10,299
	Total Revenues	\$201,711	\$214,513
	Operating Expenses		
701	Salaries and Wages	\$0	\$0
704	Employee Pensions and Benefits	0	0
710	Purchased Wastewater Treatment	0	0
711	Sludge Removal Expense	7,800	0
715	Purchased Power	23,776	29,352
716	Fuel for Power Production	0	0
718	Chemicals	3,954	0
720	Materials and Supplies	26,800	27,190
720.1	Repairs and Maintenance	7,242	335
720.2	Office Supplies and Expense	1,663	2,822
721	Office Expense	0	0
731	Contractual Services -Engineering	0	0
732	Contractual Services - Accounting	0	0
733	Contractual Services - Legal	0	0
734	Contractual Services - Management Fees	48,000	48,000
735	Contractual Services - Testing	4,593	4,365
736	Contractual Services - Other	68,736	70,128
740	Rents - Building	0	0
742	Rents - Equipment	0	0
750	Transportation Expenses	0	0
757	Insurance - General Liability	0	0
758	Insurance - Worker's Compensation	0	0
759	Insurance - Other	0	0
760	Advertising Expense	386	0
766	Regulatory Commission Expense - Rate Case	0	0
767	Regulatory Commission Expense - Other	0	0
770	Bad Debt Expense	0	0
775	Miscellaneous Expense	9,417	9,212
403	Depreciation Expense (From Schedule AR4)	35,584	13,546
408	Taxes Other Than Income	0	0
408.11	Property Taxes	6,183	6,183
408.12	Payroll Taxes	0	0
409	Income Taxes	50	0
	Total Operating Expenses	\$244,184	\$211,133
	Operating Income / (Loss)	(\$42,473)	\$3,380
	Other Income / (Expense)	\$0	\$0
414	Gain (Loss) on Dispositions	\$0	\$0
419	Interest and Dividend Income	12	16
421	Non-Utility Income	0	0
426	Miscellaneous Non-Utility (Expense)	0	0
427	Interest (Expense)	0	0
	Total Other Income / (Expense)	\$12	\$16
	Net Income / (Loss)	(\$42,461)	\$3,396

Instructions: Fill out the Grey Cells with the relevant information. Input 0 or none if there is nothing recorded in that account or there is no applicable information to report.

Full time equivalent employees

	Direct Company	Allocated	Outside service	Total
President	0.0	0.0	0.1	0.1
Vice-president	0.0	0.0	0.0	0.0
Manager	0.0	0.0	0.0	0.0
Engineering Staff	0.0	0.0	0.0	0.0
System Operator(s)	0.0	0.0	0.0	0.0
Customer Service	0.0	0.0	0.0	0.0
Accounting	0.0	0.0	0.0	0.0
Business Office	0.0	0.0	0.0	0.0
Rates Department	0.0	0.0	0.0	0.0
Administrative Staff	0.0	0.0	0.0	0.0
Other	0.0	0.0	0.0	0.0
Total	0.0	0.0	0.2	0.2

Instructions: Fill out the Grey Cells with the relevant information. Input 0 or none if there is nothing recorded in that account or there is no applicable information to report. A full-time employee is based on 2080 total hours per year. Please calculate partial employees using 2080 hours.

Supplemental Financial Data (Long-Term Debt)				
	Loan #1	Loan #2	Loan #3	Loan #4
Date Issued	None	None	None	None
Source of Loan	NA	NA	NA	NA
ACC Decision No.	NA	NA	NA	NA
Reason for Loan	NA	NA	NA	NA
Dollar Amt. Issued	NA	NA	NA	NA
Amount Outstanding	NA	NA	NA	NA
Date of Maturity	NA	NA	NA	NA
Interest Rate	NA	NA	NA	NA
Current Year Interest	NA	NA	NA	NA
Current Year Principal	NA	NA	NA	NA

Meter Deposit Balance at Test Year End:	\$18,614
---	----------

Meter Deposits Refunded During the Test Year:	\$0
---	-----

List all bonds, notes, loans, and other types of indebtedness in which the proceeds were used in the provision of public utility service. Indebtedness incurred for personal uses by the owner of the utility should not be listed. Input 0 or none if there is nothing to report for that cell.

Wastewater Utility Plant Description (Continued)					
GRAVITY MAINS			SERVICES/LATERALS		
Sizes (inches)	Material	Length (feet)	Size (inches)	Material	Quantity
8	PVC	15,426	NA	NA	0
10	PVC	30	NA	NA	0
12	PVC	5,050	NA	NA	0
15	PVC	1,089	NA	NA	0
NA	NA	0			
NA	NA	0			
NA	NA	0			
NA	NA	0			
NA	NA	0			
NA	NA	0			
NA	NA	0			
NA	NA	0			
NA	NA	0			
NA	NA	0			
NA	NA	0			
NA	NA	0			

For the following five items, list the utility owned assets in each category for each system.

SOLIDS PROCESSING AND HANDLING FACILITIES	Two aerated sludge holding tanks/digesters.
DISINFECTION EQUIPMENT (Chlorinator, Ultra-Violet, Etc.)	One chlorine contact basin with liquid chlorine feed system.
FILTRATION EQUIPMENT (Rapid Sand, Slow Sand, Activated Carbon, Etc.)	None
STRUCTURES (Buildings, Fences, Etc.)	One stucco on site operations/control building. Chain link fence around perimeter.
Other (Laboratory Equipment, Tools, Vehicles, Standby, Power Generators, Etc.)	Laboratory/process control testing equipment. One portable trash pump and backup solids handling pump.

Note: If you are filing for more than one system, please provide separate sheets for each system.

Instructions: Fill out the Grey Cells with the relevant information. Input 0 or none if there is nothing recorded in that account or there is no applicable information to report. Copy and paste this sheet as many times as is necessary.

Wastewater Flows					
Month	Number of Services	Total Monthly Sewage Flow (Gallons)	Sewage Flow on Peak Day	Purchased Power Expense ¹	Purchased Power (kWh) ²
January	583	3	0	\$2,327	23,161
February	583	3	0	2,220	22,517
March	585	3	0	1,859	18,136
April	585	3	0	1,987	21,146
May	585	3	0	2,235	19,580
June	586	3	0	2,097	17,814
July	584	4	0	2,155	18,332
August	585	3	0	2,183	18,593
September	586	3	0	2,267	20,469
October	586	3	0	2,052	16,674
November	586	0	0	1,814	17,819
December	586	0	0	1,310	18,166
Totals		33	1	\$24,506	232,407

Flow meter down in Nov,Dec.

Provide the following information as applicable per wastewater system:

Method of Effluent Disposal	Evaporation Ponds
Groundwater Permit Number	None
ADEQ Aquifer Protection Permit ("APP") Number	P10846
ADEQ Reuse Permit Number	None
EPA NPDES Permil Number	None
APP Effluent Treatment Requirement (Class)?	NA
Permitted Flow Rate	NA
Permitted Organic Capacity	NA
Hydraulic Capacity	NA
Type of Biological Treatment	N/A

In the space below, list all violations within the past 12 months:

Discharge Monitoring, Permit violation and Alert Level Status Reporting

Note: If you are filing for more than one system, please provide separate sheets for each system.

¹ Enter the total purchased power costs for the power meters associated with this system.
² Enter the total purchased kWh used by the power meters associated with this system.

Instructions: Fill out the Grey Cells with the relevent information. Input 0 or none if there is nothing recorded in that account or there is no applicable information to report.

Other Wastewater System Information

Provide a calculation used to determine the value of one wastewater equivalent residential connection (ERC).

Use one of the following methods:

- (a) If actual flow data are available from the preceding 12 months, divide the total annual single family residence (SFR) gallons sold by the average number of single family residence customers for the same period and divide the result by 365 days.
- (b) If no historical flow data are available, use:
 $ERC = (\text{Total SFR gallons treated (Omit 000)} / 365 \text{ days} / 280 \text{ gallons per day})$

For wastewater only utilities:

Subtract all general use and other non residential customer gallons from the total gallons treated. Divide the remainder (SFR customers) by 365 days to reveal single family residence customer gallons per day.

NOTE: Total gallons treated includes both treated and purchased treatment.

ERC
Method used:

What is the present system connection capacity (in ERCs *) using existing lines?

What is the future system connection capacity (in ERCs *) upon service area buildout?

Describe any plans and estimated completion dates for any enlargements or improvements of this system.

NA

If the utility uses reuse as a means of effluent disposal, attach a list of the reuse end users and the amount of reuse provided to each, if known.

NA

If the utility does not engage in reuse, has a reuse feasibility study been completed?

If so, when?

NA

Sweetwater Creek Utilities, Inc.
 Annual Report
 Utility Shutoffs / Disconnects
 12/31/19

Utility Shutoffs / Disconnects	
Name of System:	Sweetwater WWIP
Wastewater Inventory Number (if applicable):	102846

Month	Termination without Notice R14-2-609.B	Termination with Notice R14-2-609.C	Other
January	1	3	5
February	0	2	1
March	3	0	5
April	0	2	3
May	0	3	1
June	0	0	0
July	0	0	0
August	0	1	4
September	1	2	4
October	0	3	8
November	0	5	2
December	0	7	3
Total	5	28	36

Other (description):

New connections

Instructions: Fill out the Grey Cells with the relevant information. Input 0 or none if there is nothing recorded in that account or there is no applicable information to report.

Property Taxes	
-----------------------	--

Amount of actual property taxes paid during Calendar Year 2018 was	\$6,183
--	---------

If no property taxes paid, explain why.

NA

Instructions: Fill out the Grey Cells with the relevant information. Input 0 or none if there is nothing recorded in that account or there is no applicable information to report.

Verification and Sworn Statement (Taxes)

Verification: State of Arizona I, the undersigned of the
(state name)

County of (county name): Maricopa
Name (owner or official) title: Dwight L Zemp
Company name: Sweetwater Creek Utilities, Inc.

DO SAY THAT THIS ANNUAL UTILITY PROPERTY TAX AND SALES TAX REPORT TO THE ARIZONA CORPORATION COMMISSION.

FOR THE YEAR ENDING: 12/31/19

HAS BEEN PREPARED UNDER MY DIRECTION, FROM THE ORIGINAL BOOKS, PAPERS AND RECORDS OF SAID UTILITY; THAT I HAVE CAREFULLY EXAMINED THE SAME, AND DECLARE THE SAME TO BE A COMPLETE AND CORRECT STATEMENT OF BUSINESS AND AFFAIRS OF SAID UTILITY FOR THE PERIOD COVERED BY THIS REPORT IN RESPECT TO EACH AND EVERY MATTER AND THING SET FORTH, TO THE BEST OF MY KNOWLEDGE, INFORMATION AND BELIEF.

Sworn Statement: _____

**RECEIVED
BY EMAIL**

10/09/2020 09:09 AM
ARIZONA CORPORATION COMMISSION
UTILITIES DIVISION

Dwight Zemp
signature of owner/official

303 888-4977
telephone no.

SUBSCRIBED AND SWORN TO BEFORE ME A NOTARY PUBLIC
IN AND FOR THE COUNTY

THIS


24th

DAY OF

MARICOPA
(county name)
August 2020
(month) and (year)

MY COMMISSION EXPIRES

05-29-2023
(date)



Ralph K Bailey
(signature of notary public)

Verification and Sworn Statement

Verification:

State of Arizona I, the undersigned of the
(state name)
County of (county name): Maricopa
Name (owner or official) title: Dwight L Zemp
Company name: Sweetwater Creek Utilities, Inc.

DO SAY THAT THIS ANNUAL UTILITY PROPERTY TAX AND SALES TAX REPORT TO THE ARIZONA CORPORATION COMMISSION.

FOR THE YEAR ENDING: 12/31/19

HAS BEEN PREPARED UNDER MY DIRECTION, FROM THE ORIGINAL BOOKS, PAPERS AND RECORDS OF SAID UTILITY; THAT I HAVE CAREFULLY EXAMINED THE SAME, AND DECLARE THE SAME TO BE A COMPLETE AND CORRECT STATEMENT OF BUSINESS AND AFFAIRS OF SAID UTILITY FOR THE PERIOD COVERED BY THIS REPORT IN RESPECT TO EACH AND EVERY MATTER AND THING SET FORTH, TO THE BEST OF MY KNOWLEDGE, INFORMATION AND BELIEF.

Sworn Statement: IN ACCORDANCE WITH THE REQUIREMENTS OF TITLE 40, ARTICLE 8, SECTION 40-401, ARIZONA REVISED STATUTES, IT IS HEREIN REPORTED THAT THE GROSS OPERATING REVENUE OF SAID UTILITY DERIVED FROM ARIZONA INTRASTATE UTILITY OPERATIONS DURING THE CALENDAR YEAR WAS:

Arizona Intrastate Gross Operating Revenues Only (\$) \$201,711
(The amount in the box above includes \$0 in sales taxes billed or collected)

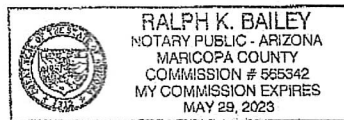
RECEIVED
BY EMAIL

10/09/2020 09:09 AM
ARIZONA CORPORATION COMMISSION
UTILITIES DIVISION

Dwight Zemp
signature of owner/official
303 888-4977
telephone no.

SUBSCRIBED AND SWORN TO BEFORE ME A NOTARY PUBLIC
IN AND FOR THE COUNTY MARICOPA
THIS 24th DAY OF August 2020
(county name) (month) and (year)

MY COMMISSION EXPIRES 05-29-2023
(date)



Ralph K Bailey
(signature of notary public)

Full Gross-up Method for Income Tax Statement of Certification

Verification:

State of Arizona I, the undersigned of the
(state name)

County of (county name): Maricopa
Name (owner or official) title: Dwight L Zemp
Company name: Sweetwater Creek Utilities, Inc.

FOR THE YEAR ENDING: 12/31/19

Sworn Statement: IN ACCORDANCE WITH THE REQUIREMENTS OF DECISION NO. 77084, BECAUSE THE UTILITY REQUIRES THE GROSS UP OF ADVANCES AND CONTRIBUTIONS, I HEREBY STATE THAT THE UTILITY HAS NOT INCURRED NOR IS EXPECTED TO INCUR A NET INCREASE IN CURRENT INCOME TAX EXPENSE OR A DECREASE IN DEFERRED TAX ASSET FOR A CARRY FORWARD ACCORDING TO GAAP IN AN AMOUNT EQUAL TO OR GREATER THAN THE AMOUNT OF THE REQUIRED GROSS UP PAID BY DEVELOPERS IN THE PERIOD COVERED BY THIS ANNUAL REPORT.

RECEIVED
BY EMAIL

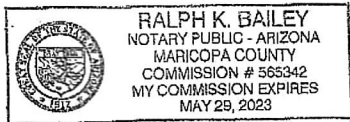
10/09/2020 09:09 AM
ARIZONA CORPORATION COMMISSION
UTILITIES DIVISION

Dwight L Zemp
signature of owner/official
303 888-4977
telephone no.

SUBSCRIBED AND SWORN TO BEFORE ME A NOTARY PUBLIC
IN AND FOR THE COUNTY MARICOPA
(county name)

THIS 24th DAY OF August 2020
(month) and (year)

MY COMMISSION EXPIRES 5-29-2023
(date)



Ralph K Bailey
(signature of notary public)

Verification and Sworn Statement (Residential Revenue)

Verification:

State of Arizona, the undersigned of the
(state name)

County of (county name): Maricopa
Name (owner or official) title: Dwight L Zemp
Company name: Sweetwater Creek Utilities, Inc.

DO SAY THAT THIS ANNUAL UTILITY PROPERTY TAX AND SALES TAX REPORT TO THE ARIZONA CORPORATION COMMISSION.

FOR THE YEAR ENDING: 12/31/19

HAS BEEN PREPARED UNDER MY DIRECTION, FROM THE ORIGINAL BOOKS, PAPERS AND RECORDS OF SAID UTILITY; THAT I HAVE CAREFULLY EXAMINED THE SAME, AND DECLARE THE SAME TO BE A COMPLETE AND CORRECT STATEMENT OF BUSINESS AND AFFAIRS OF SAID UTILITY FOR THE PERIOD COVERED BY THIS REPORT IN RESPECT TO EACH AND EVERY MATTER AND THING SET FORTH, TO THE BEST OF MY KNOWLEDGE, INFORMATION AND BELIEF.

Sworn Statement: IN ACCORDANCE WITH THE REQUIREMENTS OF TITLE 40, ARTICLE 8, SECTION 40-401, ARIZONA REVISED STATUTES, IT IS HEREIN REPORTED THAT THE GROSS OPERATING REVENUE OF SAID UTILITY DERIVED FROM ARIZONA INTRASTATE UTILITY OPERATIONS RECEIVED FROM RESIDENTIAL CUSTOMERS DURING THE CALENDAR YEAR WAS:

Arizona Intrastate Gross Operating Revenues Only (\$)

\$201,711
(The amount in the box above includes
\$0 in sales taxes
billed or collected)

**RECEIVED
BY EMAIL**

10/09/2020 09:09 AM
ARIZONA CORPORATION COMMISSION
UTILITIES DIVISION

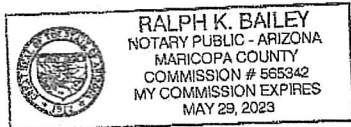
Dwight L Zemp
signature of owner/official
303 888-4977
telephone no.

SUBSCRIBED AND SWORN TO BEFORE ME A NOTARY PUBLIC
IN AND FOR THE COUNTY

MARICOPA
(county name)

THIS 24TH DAY OF August 2020
(month) and (year)

MY COMMISSION EXPIRES 5-29-2023
(date)



Ralph K Bailey
(signature of notary public)