

RECEIVED  
BY EMAIL

5/12/2023, 12:42 PM

ARIZONA CORPORATION COMMISSION  
UTILITIES DIVISION

ANNUAL REPORT

Of

Company Name: Picacho Sewer Company  
9532 E. Riggs Rd

Mailing Address: Sun Lakes AZ  
85248

Docket No.: SW-03709A  
For the Year Ended: 12/31/22

WASTEWATER UTILITY

To

Arizona Corporation Commission

Due on April 15th

Email: Util-Compliance@azcc.gov, mail or deliver the completed Annual Report to:  
Arizona Corporation Commission  
Compliance Section - Utilities Division  
1200 West Washington Street  
Phoenix, Arizona 85007

Application Type: Original Filing  
Application Date: 5/9/2023

ARIZONA CORPORATION COMMISSION  
WASTEWATER UTILITY ANNUAL REPORT  
Picacho Sewer Company  
A Class ☐ D ☒ Utility

For the Calendar Year Ended: 12/31/22

Primary Address: 

9532 E Riggs Rd			
City:	Sun Lakes	State:	Arizona
Zip Code:	85248		

Telephone Number: 

480-895-9200
--------------

Date of Original Organization of Utility: 

1998
------

Person to whom correspondence should be addressed concerning this report:

Name: 

Brian Smith
-------------

  
Telephone No. : 

480-895-4235
--------------

  
Address: 

9532 E Riggs Rd			
City:	Sun Lakes	State:	Arizona
Zip Code:	85248		

  
Email: 

Brian.Smith@Robson.com
------------------------

On-Site Manager  
Name: 

Dave Voorhees
---------------

  
Telephone No. : 

480-895-5009
--------------

  
Address: 

24607 S Price Road			
City:	Sun Lakes	State:	Arizona
Zip Code:	85248		

  
Email: 

Dave.Voorhees@Robson.com
--------------------------

Regulatory and Management Contact  
Name: 

Brian Smith
-------------

  
Telephone No. : 

480-895-4235
--------------

  
Address: 

9532 E Riggs Rd			
City:	Sun Lakes	State:	Arizona
Zip Code:	85248		

  
Email: 

Brian.Smith@Robson.com
------------------------

NA  
Name: 

NA
----

  
Telephone No. : 

NA
----

  
Address: 

NA			
City:	NA	State:	Arizona
Zip Code:	NA		

  
Email: 

NA
----

NA  
Name: 

NA
----

  
Telephone No. : 

NA
----

  
Address: 

NA			
City:	NA	State:	Arizona
Zip Code:	NA		

  
Email: 

NA
----

Ownership: 

"S" Corporation
-----------------

Counties Served: 

Pinal
-------

ARIZONA CORPORATION COMMISSION  
WASTEWATER UTILITY ANNUAL REPORT  
Picacho Sewer Company

Important changes during the year
-----------------------------------

No	For those companies not subject to the affiliated interest rules, has there been a change in ownership or direct control during the year?
	If yes, please provide specific details in the box below.
	N/A

No	Has the company been notified by any other regulatory authorities during the year, that they are out of compliance?
	If yes, please provide specific details in the box below.
	N/A

Utility Plant in Service (Wastewater)							
Account No.	Description	Beginning Year Original Cost	Current Year Additions	Current Year Retirements	Adjusted Original Cost	Accumulated Depreciation	OCLD (OC less AD)
351	Organization	\$0	\$0	\$0	\$0	\$0	\$0
352	Franchises	0	0	0	0	0	0
353	Land and Land Rights	0	0	0	0	0	0
354	Structures and Improvements	179,771	0	0	179,771	67,631	112,140
355	Power Generation Equipment	26,410	6,161	0	32,571	3,721	28,850
360	Collections Wastewater - Force	0	0	0	0	0	0
361	Collections Wastewater - Gravity	3,850,190	427,888	0	4,278,078	1,584,186	2,693,892
362	Special Collecting Structures	0	0	0	0	0	0
363	Services to Customers	1,018,146	171,577	0	1,189,723	356,530	833,193
364	Flow Measuring Devices	0	0	0	0	0	0
365	Flow Measuring Installations	0	0	0	0	0	0
366	Reuse Services	0	0	0	0	0	0
367	Reuse Meters & Meter Installations	0	0	0	0	0	0
370	Receiving Wells	322,875	0	0	322,875	209,348	113,527
371	Pumping Equipment	837,353	11,574	8,000	840,927	389,487	451,440
374	Reuse Distribution Reservoirs	0	0	0	0	0	0
375	Reuse Trans. And Distr. Equipment	838	0	0	838	218	620
380	Treatment and Disposal Equipment	4,231,910	73,673	17,673	4,287,910	2,584,426	1,703,484
381	Plant Sewers	0	0	0	0	0	0
382	Outfall Sewer Lines	1,347,439	0	0	1,347,439	832,898	514,541
389	Other Plant and Misc. Equipment	68,691	0	0	68,691	(13,667)	82,358
390	Office Furniture and Equipment	1,835	0	0	1,835	151	1,684
390.1	Computer & Software	23,929	762	0	24,691	2,721	21,970
391	Transportation Equipment	25,845	0	0	25,845	3,575	22,270
392	Stores Equipment	0	0	0	0	0	0
393	Tools, Shop and Garage Equipment	9,983	0	0	9,983	623	9,360
394	Laboratory Equipment	6,963	0	0	6,963	854	6,109
395	Power Operated Equipment	0	0	0	0	0	0
396	Communication Equipment	12,079	18,737	4,387	26,429	(2,111)	28,540
397	Miscellaneous Equipment	15,014	4,231	0	19,245	5,473	13,772
398	Other Tangible Plant	0	0	0	0	0	0
	<b>Totals</b>	<b>\$11,979,271</b>	<b>\$714,603</b>	<b>\$30,060</b>	<b>\$12,663,814</b>	<b>\$6,026,064</b>	<b>\$6,637,750</b>

**Instructions:** Fill out the Grey Cells with the relevant information. Input 0 or none if there is nothing recorded in that account or there is no applicable information to report.



Picacho Sewer Company  
Annual Report  
Depreciation Expense for the Current Year (Wastewater)  
12/31/22

Depreciation Expense for the Current Year (Wastewater)								
Account No.	Description	Beginning Year Original Cost	Current Year Additions	Current Year Retirements	Adjusted Original Cost	Fully Depreciated/Non- depreciable Plant	Depreciation Percentages	Depreciation Expense
351	Organization	\$0	\$0	\$0	\$0	\$0	0.00%	\$0
352	Franchises	0	0	0	0	0	0.00%	0
353	Land and Land Rights	0	0	0	0	0	0.00%	0
354	Structures and Improvements	179,769	0	0	179,769	0	4.00%	7,191
355	Power Generation Equipment	26,410	6,161	0	32,571	0	4.00%	1,097
360	Collections Wastewater - Force	0	0	0	0	0	4.00%	0
361	Collections Wastewater - Gravity	3,850,190	427,888	0	4,278,078	0	4.00%	160,361
362	Special Collecting Structures	0	0	0	0	0	4.00%	0
363	Services to Customers	1,018,146	171,577	0	1,189,723	0	4.00%	43,165
364	Flow Measuring Devices	0	0	0	0	0	4.00%	0
365	Flow Measuring Installations	0	0	0	0	0	4.00%	0
366	Reuse Services	0	0	0	0	0	4.00%	0
367	Reuse Meters & Meter Installations	0	0	0	0	0	4.00%	0
370	Receiving Wells	322,875	0	0	322,875	0	4.00%	12,915
371	Pumping Equipment	837,353	11,574	8,000	840,927	0	4.00%	33,500
374	Reuse Distribution Reservoirs	0	0	0	0	0	4.00%	0
375	Reuse Trans. And Distr. Equipment	838	0	0	838	0	4.00%	34
380	Treatment and Disposal Equipment	4,231,910	73,673	17,673	4,287,910	0	4.00%	171,262
381	Plant Sewers	0	0	0	0	0	4.00%	0
382	Outfall Sewer Lines	1,347,439	0	0	1,347,439	0	4.00%	53,897
389	Other Plant and Misc. Equipment	68,691	0	0	68,691	0	4.00%	2,748
390	Office Furniture and Equipment	1,835	0	0	1,835	0	4.00%	73
390.1	Computer & Software	23,929	762	0	24,691	0	4.00%	960
391	Transportation Equipment	25,845	0	0	25,845	0	4.00%	1,034
392	Stores Equipment	0	0	0	0	0	4.00%	0
393	Tools, Shop and Garage Equipment	9,983	0	0	9,983	0	4.00%	399
394	Laboratory Equipment	6,963	0	0	6,963	0	4.00%	279
395	Power Operated Equipment	0	0	0	0	0	4.00%	0
396	Communication Equipment	12,079	18,737	4,387	26,429	0	4.00%	740
397	Miscellaneous Equipment	15,014	4,231	0	19,245	0	4.00%	713
398	Other Tangible Plant	0	0	0	0	0	4.00%	0
	<b>Subtotal</b>	<b>\$11,979,269</b>	<b>\$714,603</b>	<b>\$30,060</b>	<b>\$12,663,812</b>	<b>\$0</b>		<b>\$490,368</b>

Contribution(s) in Aid of Construction (Gross)	\$0
Less: Non Amortizable Contribution(s)	0
Fully Amortized Contribution(s)	0
Amortizable Contribution(s)	<b>\$0</b>
Times: Proposed Amortization Rate	3.87%
<b>Amortization of CIAC</b>	<b>\$0</b>

Less: Amortization of CIAC \$0

**DEPRECIATION EXPENSE** **\$490,368**

**Instructions:** Fill out the Grey Cells with the relevent information. Input 0 or none if there is nothing recorded in that account or there is no applicable information to report.

Picacho Sewer Company  
Annual Report  
Balance Sheet Assets  
12/31/22

Balance Sheet Assets				
	Assets		Balance at Beginning of Year (2022)	Balance at End of Year (2022)
<b>Account No.</b>	<b>Current and Accrued Assets</b>			
131	Cash		\$20,080	\$215,732
132	Special Deposits		0	0
134	Working Funds		0	0
135	Temporary Cash Investments		0	0
141	Customer Accounts Receivable		68,583	75,519
142	Other Accounts Receivable		0	0
143	Accumulated Provision for Uncollectable Accounts		0	0
145	Accounts Receivable - Related Parties		1,108	4,345
146	Notes Receivable from Associated Companies		0	0
151	Plant Material and Supplies		0	0
162	Prepayments		7,363	4,187
173	Accrued Utility Revenue		0	0
174	Miscellaneous Current and Accrued Assets		0	0
181	Unamortized Debt Discounts		0	0
	<b>Total Current and Accrued Assets</b>		<b>\$97,134</b>	<b>\$299,783</b>
	<b>Deferred Debits</b>			
186.1	Deferred Rate Case Expense		\$0	\$0
	<b>Total Deferred Debits</b>		<b>\$0</b>	<b>\$0</b>
	<b>Fixed Assets</b>			
101	Utility Plant in Service*		\$11,979,271	\$12,663,814
103	Property Held for Future Use		0	0
105	Construction Work in Progress		631,297	702,373
108	Accumulated Depreciation (enter as negative)*		(5,565,756)	(6,026,064)
121	Non-Utility Property		0	0
122	Accumulated Depreciation - Non Utility		0	0
	<b>Total Fixed Assets</b>		<b>\$7,044,812</b>	<b>\$7,340,123</b>
	<b>Total Assets</b>		<b>\$7,141,946</b>	<b>\$7,639,906</b>

Note these items feed automatically from the adjusted end of year balance from AR4.



Picacho Sewer Company  
Annual Report  
Balance Sheet Liabilities and Owners Equity

Balance Sheet Liabilities and Owners Equity				
	Liabilities		Balance at Beginning of Year (2022)	Balance at End of Year (2022)
<b>Account No.</b>	<b>Current Liabilities</b>			
231	Accounts Payable		\$130,277	\$59,058
232	Notes Payable (Current Portion)		0	0
233	Accounts Payable - Related Party		478,225	599,626
234	Notes Payable to Associated Companies		356,731	58,896
235	Customer Deposits		0	0
236	Accrued Taxes		18,620	18,911
237	Accrued Interest		0	0
241	Miscellaneous Current and Accrued Liabilities		9,269	12,662
253	Other Deferred Credits		0	0
	<b>Total Current Liabilities</b>		<b>\$993,122</b>	<b>\$749,153</b>
	<b>Long Term Debt</b>			
224	Long Term Debt (Notes and Bonds)		\$0	\$0
	<b>Total Long Term Debt</b>		<b>\$0</b>	<b>\$0</b>
	<b>Deferred Credits</b>			
252	Advances in Aid of Construction		\$0	\$0
255	Accumulated Deferred Investment Tax Credits		0	0
271	Contributions in Aid of Construction		0	0
272	Less: Amortization of Contributions		0	0
281	Accumulated Deferred Income Tax		0	0
	<b>Total Deferred Credits</b>		<b>\$0</b>	<b>\$0</b>
	<b>Total Liabilities</b>		<b>\$993,122</b>	<b>\$749,153</b>
	<b>Capital Accounts</b>			
201	Common Stock Issued		\$2,750,000	\$2,750,000
211	Other Paid-In Capital		8,439,997	9,539,995
215	Retained Earnings		(5,041,175)	(5,399,244)
218	Proprietary Capital (Sole Props and Partnerships)		0	0
	<b>Total Capital</b>		<b>\$6,148,822</b>	<b>\$6,890,751</b>
	<b>Total Liabilities and Capital</b>		<b>\$7,141,944</b>	<b>\$7,639,904</b>

**Note: Total liabilities and Capital must match total assets for the beginning and end of the year!**

Wastewater Comparative Income Statement			
Account No.	Calendar Year	Current Year 01/01/2022 - 12/31/2022	Last Year 01/01/2021 - 12/31/2021
	<b>Operating Revenue</b>		
521	Flat Rate Revenues	\$856,571	\$770,002
522	Measured Revenues	36,410	26,675
534	Rents from Wastewater Property	0	0
536	Other Wastewater Revenues	7,683	8,697
	<b>Total Revenues</b>	<b>\$900,664</b>	<b>\$805,374</b>
	<b>Operating Expenses</b>		
701	Salaries and Wages	\$299,671	\$212,342
703	Salaries and Wages - Officers	\$5,731	\$5,731
704	Employee Pensions and Benefits	37,991	18,781
710	Purchased Wastewater Treatment	0	0
711	Sludge Removal Expense	111,334	84,526
715	Purchased Power	50,139	44,039
716	Fuel for Power Production	0	0
718	Chemicals	490	0
720	Materials and Supplies	0	0
720.1	Repairs and Maintenance	33,554	34,180
720.2	Office Supplies and Expense	29,717	28,703
721	Office Expense	0	0
731	Contractual Services -Engineering	0	0
732	Contractual Services - Accounting	610	615
733	Contractual Services - Legal	98	113
734	Contractual Services - Management Fees	0	0
735	Contractual Services - Testing	27,763	19,615
736	Contractual Services - Other	12,000	12,000
740	Rents - Building	0	0
742	Rents - Equipment	15,849	137
750	Transportation Expenses	28,321	19,116
756	Insurance - Vehicle	8,139	5,513
757	Insurance - General Liability	19,628	25,668
758	Insurance - Worker's Compensation	0	0
759	Insurance - Other	0	0
760	Advertising Expense	0	0
766	Regulatory Commission Expense - Rate Case	0	0
767	Regulatory Commission Expense - Other	0	0
770	Bad Debt Expense	639	574
775	Miscellaneous Expense	6,318	5,785
403	Depreciation Expense (From Schedule AR4)	490,368	463,379
407.4	Amortization of Regulatory Asset	0	0
407.5	Amortization of Regulatory Liability	0	0
408	Taxes Other Than Income	10,318	11,272
408.11	Property Taxes	33,348	34,531
408.12	Payroll Taxes	27,138	29,108
409	Income Taxes	0	0
434	Rate Case Adjustments	0	0
	<b>Total Operating Expenses</b>	<b>\$1,249,163</b>	<b>\$1,055,728</b>
	<b>Operating Income / (Loss)</b>	<b>(\$348,499)</b>	<b>(\$250,354)</b>
	<b>Other Income / (Expense)</b>		
414	Gain (Loss) on Dispositions	\$0	\$0
419	Interest and Dividend Income	0	0
421	Non-Utility Income	23	17
426	Miscellaneous Non-Utility (Expense)	(97)	0
427	Interest (Expense)	(9,496)	(8,624)
	<b>Total Other Income / (Expense)</b>	<b>(\$9,570)</b>	<b>(\$8,607)</b>
	<b>Net Income / (Loss)</b>	<b>(\$358,069)</b>	<b>(\$258,961)</b>

**Instructions:** Fill out the Grey Cells with the relevant information. Input 0 or none if there is nothing recorded in that account or there is no applicable information to report.

**Full time equivalent employees**

	Direct Company	Allocated	Outside service	Total
President	0.0	0.0	0.0	0.0
Vice-president	0.0	0.0	0.1	0.1
Manager	0.0	0.5	0.0	0.5
Engineering Staff	0.0	0.0	0.0	0.0
System Operator(s)	2.7	0.0	0.0	2.7
Customer Service	0.0	0.4	0.0	0.4
Accounting	0.0	0.0	0.2	0.2
Business Office	0.0	0.0	0.0	0.0
Rates Department	0.0	0.0	0.0	0.0
Administrative Staff	0.0	0.2	0.0	0.2
Other	0.0	0.0	0.0	0.0
<b>Total</b>	2.7	1.1	0.2	4.0

**Instructions:** Fill out the Grey Cells with the relevant information. Input 0 or none if there is nothing recorded in that account or there is no applicable information to report. A full-time employee is based on 2080 total hours per year. Please calculate partial employees using 2080 hours.



Picacho Sewer Company  
Annual Report  
Supplemental Financial Data (Long-Term Debt)  
12/31/22

Supplemental Financial Data (Long-Term Debt)				
	Loan #1	Loan #2	Loan #3	Loan #4
Date Issued	n/a	n/a	n/a	n/a
Source of Loan	n/a	n/a	n/a	n/a
ACC Decision No.	n/a	n/a	n/a	n/a
Reason for Loan	n/a	n/a	n/a	n/a
Dollar Amt. Issued	n/a	n/a	n/a	n/a
Amount Outstanding	n/a	n/a	n/a	n/a
Date of Maturity	n/a	n/a	n/a	n/a
Interest Rate	n/a	n/a	n/a	n/a
Current Year Interest	n/a	n/a	n/a	n/a
Current Year Principal	n/a	n/a	n/a	n/a

Meter Deposit Balance at Test Year End:	\$0
---	-----

Meter Deposits Refunded During the Test Year:	\$0
---	-----

<p><i>List all bonds, notes, loans, and other types of indebtedness in which the proceeds were used in the provision of public utility service. Indebtedness incurred for personal uses by the owner of the utility should <u>not</u> be listed. Input 0 or none if there is nothing to report for that cell.</i></p>
---

### Wastewater Utility Plant Description

Name of System:	Picacho Sewer Company
Wastewater Inventory Number (if applicable):	none
Type of Treatment	other
Design Capacity of Plant (Gallons per day)	250,000

### LIFT STATION FACILITIES

Location	Quantity of Pumps	Horsepower Per Pump	Rated Capacity Per Pump (GPM)	Wet Well Capacity (gals)	Year Constructed
7135 S Robson Blvd	2	15	600	12,566	2006
5751 N Robson Blvd	2	10	300	10,376	2008
4998 N Toltec Rd	2	3	200	6,342	2015
n/a	n/a	n/a	n/a	n/a	n/a
n/a	n/a	n/a	n/a	n/a	n/a
n/a	n/a	n/a	n/a	n/a	n/a
n/a	n/a	n/a	n/a	n/a	n/a
n/a	n/a	n/a	n/a	n/a	n/a
n/a	n/a	n/a	n/a	n/a	n/a
n/a	n/a	n/a	n/a	n/a	n/a
n/a	n/a	n/a	n/a	n/a	n/a
n/a	n/a	n/a	n/a	n/a	n/a
n/a	n/a	n/a	n/a	n/a	n/a
n/a	n/a	n/a	n/a	n/a	n/a
n/a	n/a	n/a	n/a	n/a	n/a
n/a	n/a	n/a	n/a	n/a	n/a

### FORCE MAINS

Size	Material	Length (Feet)
4 inch	PVC	3,183
6 inch	PVC	600
8 inch	PVC	6,031
10 inch	PVC	940
15 inch	PVC	3,720
18 inch	PVC	2,940
NA	NA	NA
NA	NA	NA
NA	NA	NA
NA	NA	NA

### MANHOLES

Type	Quantity
Standard	359
Drop	NA

### CLEANOUTS

Quantity
50
NA
NA
NA

**Note:** If you are filing for more than one system, please provide separate sheets for each system.

**Instructions:** Fill out the Grey Cells with the relevent information. Input 0 or none if there is nothing recorded in that

account or there is no applicable information to report. Copy and paste this sheet as many times as is necessary.

Picacho Sewer Company  
Annual Report  
Wastewater Utility Plant Description (Continued)

Wastewater Utility Plant Description (Continued)						
GRAVITY MAINS				SERVICES/LATERALS		
Sizes (inches)	Material	Length (feet)		Size (inches)	Material	Quantity
4	PVC	380		4	PVC	1,969
8	PVC	82,213		4	NA	NA
10	PVC	1,272		4	NA	NA
12	PVC	172		4	NA	NA
NA	NA	NA				
NA	NA	N/A				
NA	NA	N/A				
NA	NA	N/A				
NA	NA	N/A				
NA	NA	N/A				
NA	NA	N/A				
NA	NA	N/A				
NA	NA	N/A				
NA	NA	N/A				

For the following five items, list the utility owned assets in each category for each system.

<b>SOLIDS PROCESSING AND HANDLING FACILITIES</b>	Digester and solids handling production facility
<b>DISINFECTION EQUIPMENT</b> (Chlorinator, Ultra-Violet, Etc.)	Ultra-Violet
<b>FILTRATION EQUIPMENT</b> (Rapid Sand, Slow Sand, Activated Carbon, Etc.)	Dual median filter
<b>STRUCTURES</b> (Buildings, Fences, Etc.)	Office building, electrical building
<b>Other</b> (Laboratory Equipment, Tools, Vehicles, Standby, Power Generators, Etc.)	Generators, meters, SCADA, Misc Tools

**Note:** If you are filing for more than one system, please provide separate sheets for each system.

**Instructions:** Fill out the Grey Cells with the relevent information. Input 0 or none if there is nothing recorded in that account or there

is no applicable information to report. Copy and paste this sheet as many times as is necessary.



Picacho Sewer Company  
Annual Report  
Wastewater Flows  
12/31/22

Wastewater Flows					
Month	Number of Services	Total Monthly Sewage Flow (Gallons)	Sewage Flow on Peak Day	Purchased Power Expense <sup>1</sup>	Purchased Power (kWh) <sup>2</sup>
January	1,656	4,139,000	180,000	\$4,477	28,510
February	1,635	3,891,000	166,000	4,818	29,911
March	1,681	4,443,000	165,000	4,431	27,201
April	1,702	3,772,000	161,000	4,669	28,925
May	1,717	2,992,000	154,000	4,527	28,351
June	1,725	2,581,000	114,000	4,053	25,126
July	1,742	2,964,000	207,000	3,879	23,706
August	1,727	2,654,000	109,000	3,529	21,807
September	1,742	2,755,000	118,000	3,551	21,956
October	1,749	3,416,000	194,000	3,502	19,326
November	1,774	4,021,000	175,000	4,229	23,789
December	1,773	4,253,000	256,000	4,475	24,989
	<b>Totals</b>	<b>41,881,000</b>	<b>1,999,000</b>	<b>\$50,139</b>	<b>303,597</b>

Provide the following information as applicable per wastewater system:

Method of Effluent Disposal	Reuse
Groundwater Permit Number	71-211286.000, 73-211286.000
ADEQ Aquifer Protection Permit ("APP") Number	56-0013530000
ADEQ Reuse Permit Number	R-100587
EPA NPDES Permil Number	n/a
APP Effluent Treatment Requirement (Class)?	B+
Permitted Flow Rate	250,000/day
Permitted Organic Capacity	n/a
Hydraulic Capacity	250,000/day
Type of Biological Treatment	Sequenced Batch Reactor (SBR)

In the space below, list all violations within the past 12 months:

N/A

**Note:** If you are filing for more than one system, please provide separate sheets for each system.

- 1 Enter the total purchased power costs for the power meters associated with this system.  
2 Enter the total purchased kWh used by the power meters associated with this system.

**Instructions:** Fill out the Grey Cells with the relevent information. Input 0 or none if there is nothing recorded in that account or there is no applicable information to report.

**Other Wastewater System Information**

**Provide a calculation used to determine the value of one wastewater equivalent residential connection (ERC).**

Use one of the following methods:

- (a) If actual flow data are available from the preceding 12 months, divide the total annual single family residence (SFR) gallons sold by the average number of single family residence customers for the same period and divide the result by 365 days.
- (b) If no historical flow data are available, use:  

$$\text{ERC} = (\text{Total SFR gallons treated (Omit 000)} / 365 \text{ days} / 280 \text{ gallons per day})$$

For wastewater only utilities:

Subtract all general use and other non residential customer gallons from the total gallons treated. Divide the remainder (SFR customers) by 365 days to reveal single family residence customer gallons per day.

**NOTE:** Total gallons treated includes both treated and purchased treatment.

ERC 

64
----

  
 Method used: 

(a)
-----

What is the present system connection capacity (in ERCs \*) using existing lines? 

1,656
-------

What is the future system connection capacity (in ERCs \*) upon service area buildout? 

176
-----

Describe any plans and estimated completion dates for any enlargements or improvements of this system.

Treatment plant in the planning stage of expanding from 250,000 gallons per day to 499,000 gallons per day. Estimated completion 2025.

Unit 20E Phase I - Mains, services, manholes, cleanouts - Estimated completion April 2023

Unit 25A - Mains, services, manholes, cleanouts - Estimated completion September 2023

If the utility uses reuse as a means of effluent disposal, attach a list of the reuse end users and the amount of reuse provided to each, if known.

Robson Ranch Casa Grande HOA	38,731,080 gallons
Sun Lakes-Casa Grande Development, LLC	1,960,920 gallons

If the utility does not engage in reuse, has a reuse feasibility study been completed? 

N/A
-----

If so, when?

N/A

Picacho Sewer Company  
Annual Report  
Utility Shutoffs / Disconnects  
12/31/22

Utility Shutoffs / Disconnects	
Name of System:	Picacho Sewer Company
Wastewater Inventory Number (if applicable):	none

Month	Termination without Notice R14-2-609.B	Termination with Notice R14-2- 609.C	Other
January	0	0	0
February	0	0	0
March	0	0	0
April	0	0	0
May	0	0	0
June	0	0	0
July	0	0	0
August	0	0	0
September	0	0	0
October	0	0	0
November	0	0	0
December	0	0	0
<b>Total</b>	<b>0</b>	<b>0</b>	<b>0</b>

Other (description):

N/A

**Instructions:** Fill out the Grey Cells with the relevant information. Input 0 or none if there is nothing recorded in that account or there is no applicable information to report.

Property Taxes	
Amount of actual property taxes paid during Calendar Year 2021 was	\$33,640

If no property taxes paid, explain why.

N/A

**Instructions:** Fill out the Grey Cells with the relevent information. Input 0 or none if there is nothing recorded in that account or there is no applicable information to report.



4/14/2023, 10:43 AM

ARIZONA CORPORATION COMMISSION  
UTILITIES DIVISION

Picacho Sewer Company  
Annual Report  
Verification and Sworn Statement (Taxes)  
12/31/22

Verification and Sworn Statement (Taxes)

Verification: State of Arizona I, the undersigned of the  
(state name)

County of (county name): Maricopa  
Name (owner or official) title: Brian Smith - Vice President  
Company name: Picacho Sewer Company

DO SAY THAT THIS ANNUAL UTILITY PROPERTY TAX AND SALES TAX REPORT TO THE ARIZONA CORPORATION COMMISSION.

FOR THE YEAR ENDING: 12/31/22

HAS BEEN PREPARED UNDER MY DIRECTION, FROM THE ORIGINAL BOOKS, PAPERS AND RECORDS OF SAID UTILITY; THAT I HAVE CAREFULLY EXAMINED THE SAME, AND DECLARE THE SAME TO BE A COMPLETE AND CORRECT STATEMENT OF BUSINESS AND AFFAIRS OF SAID UTILITY FOR THE PERIOD COVERED BY THIS REPORT IN RESPECT TO EACH AND EVERY MATTER AND THING SET FORTH, TO THE BEST OF MY KNOWLEDGE, INFORMATION AND BELIEF.

Sworn Statement: I HEREBY ATTEST THAT ALL PROPERTY TAXES FOR SAID COMPANY ARE CURRENT AND PAID IN FULL.

I HEREBY ATTEST THAT ALL SALES TAXES FOR SAID COMPANY ARE CURRENT AND PAID IN FULL.

[Signature]  
signature of owner/official

480-895-9200  
telephone no.

SUBSCRIBED AND SWORN TO BEFORE ME A NOTARY PUBLIC  
IN AND FOR THE COUNTY

THIS

12th


DAY OF

Maricopa  
(county name)

April, 2023  
(month) and (year)

MY COMMISSION EXPIRES

8/13/2023  
(date)



[Signature]  
(signature of notary public)



Verification and Sworn Statement

Verification:

State of Arizona I, the undersigned of the  
(state name)

County of (county name):

Maricopa

Name (owner or official) title:

Brian Smith - Vice President

Company name:

Picacho Sewer Company

DO SAY THAT THIS ANNUAL UTILITY PROPERTY TAX AND SALES TAX REPORT TO THE ARIZONA CORPORATION COMMISSION.

FOR THE YEAR ENDING: 12/31/22

HAS BEEN PREPARED UNDER MY DIRECTION, FROM THE ORIGINAL BOOKS, PAPERS AND RECORDS OF SAID UTILITY; THAT I HAVE CAREFULLY EXAMINED THE SAME, AND DECLARE THE SAME TO BE A COMPLETE AND CORRECT STATEMENT OF BUSINESS AND AFFAIRS OF SAID UTILITY FOR THE PERIOD COVERED BY THIS REPORT IN RESPECT TO EACH AND EVERY MATTER AND THING SET FORTH, TO THE BEST OF MY KNOWLEDGE, INFORMATION AND BELIEF.

**Sworn Statement:** IN ACCORDANCE WITH THE REQUIREMENTS OF TITLE 40, ARTICLE 8, SECTION 40-401, ARIZONA REVISED STATUTES, IT IS HEREIN REPORTED THAT THE GROSS OPERATING REVENUE OF SAID UTILITY DERIVED FROM ARIZONA INTRASTATE UTILITY OPERATIONS DURING THE CALENDAR YEAR WAS:

Arizona Intrastate Gross Operating Revenues Only (\$)

\$904,515

(The amount in the box above includes

\$3,850 in sales taxes

billed or collected)



signature of owner/official

480-895-9200

telephone no.

SUBSCRIBED AND SWORN TO BEFORE ME A NOTARY PUBLIC  
IN AND FOR THE COUNTY

THIS

12<sup>th</sup>


DAY OF

Maricopa  
(county name)

April, 2023  
(month) and (year)

MY COMMISSION EXPIRES

8/13/2023  
(date)

  
(signature of notary public)

**Verification and Sworn Statement (Residential Revenue)**

**Verification:**

State of Arizona I, the undersigned of the  
(state name)

County of (county name):

Maricopa

Name (owner or official) title:

Brian Smith - Vice President

Company name:

Picacho Sewer Company

DO SAY THAT THIS ANNUAL UTILITY PROPERTY TAX AND SALES TAX REPORT TO THE ARIZONA CORPORATION COMMISSION.

FOR THE YEAR ENDING: 12/31/22

HAS BEEN PREPARED UNDER MY DIRECTION, FROM THE ORIGINAL BOOKS, PAPERS AND RECORDS OF SAID UTILITY; THAT I HAVE CAREFULLY EXAMINED THE SAME, AND DECLARE THE SAME TO BE A COMPLETE AND CORRECT STATEMENT OF BUSINESS AND AFFAIRS OF SAID UTILITY FOR THE PERIOD COVERED BY THIS REPORT IN RESPECT TO EACH AND EVERY MATTER AND THING SET FORTH, TO THE BEST OF MY KNOWLEDGE, INFORMATION AND BELIEF.

**Sworn Statement:** IN ACCORDANCE WITH THE REQUIREMENTS OF TITLE 40, ARTICLE 8, SECTION 40-401, ARIZONA REVISED STATUTES, IT IS HEREIN REPORTED THAT THE GROSS OPERATING REVENUE OF SAID UTILITY DERIVED FROM ARIZONA INTRASTATE UTILITY OPERATIONS RECEIVED FROM RESIDENTIAL CUSTOMERS DURING THE CALENDAR YEAR WAS:

Arizona Intrastate Gross Operating Revenues Only (\$)

\$857,588

(The amount in the box above includes

\$0 in sales taxes  
billed or collected)

  
signature of owner/official

480-895-9200

telephone no.

SUBSCRIBED AND SWORN TO BEFORE ME A NOTARY PUBLIC  
IN AND FOR THE COUNTY

Maricopa  
(county name)

THIS

12<sup>th</sup>


DAY OF

April, 2023  
(month) and (year)

MY COMMISSION EXPIRES

8/13/2023  
(date)



  
(signature of notary public)

**Full Gross-up Method for Income Tax Statement of Certification**

**Verification:**

State of Arizona I, the undersigned of the  
(state name)

County of (county name): Maricopa  
Name (owner or official) title: Brian Smith - Vice President  
Company name: Picacho Sewer Company

FOR THE YEAR ENDING: 12/31/22

**Sworn Statement:**

IN ACCORDANCE WITH THE REQUIREMENTS OF DECISION NO. 77084, BECAUSE THE UTILITY REQUIRES THE GROSS UP OF ADVANCES AND CONTRIBUTIONS, I HEREBY STATE THAT THE UTILITY HAS NOT INCURRED NOR IS EXPECTED TO INCUR A NET INCREASE IN CURRENT INCOME TAX EXPENSE OR A DECREASE IN DEFERRED TAX ASSET FOR A CARRY FORWARD ACCORDING TO GAAP IN AN AMOUNT EQUAL TO OR GREATER THAN THE AMOUNT OF THE REQUIRED GROSS UP PAID BY DEVELOPERS IN THE PERIOD COVERED BY THIS ANNUAL REPORT.

[Signature]  
signature of owner/official

480-895-9200  
telephone no.

SUBSCRIBED AND SWORN TO BEFORE ME A NOTARY PUBLIC  
IN AND FOR THE COUNTY

Maricopa  
(county name)

THIS


12<sup>th</sup>

DAY OF

April, 2023  
(month) and (year)

MY COMMISSION EXPIRES

8/13/2023  
(date)



[Signature]  
(signature of notary public)