

RECEIVED
BY EMAIL

5/12/2023, 1:44 PM

ARIZONA CORPORATION COMMISSION
UTILITIES DIVISION

ANNUAL REPORT

Of

Company Name: Mountain Pass Utility Company
9532 E. Riggs Rd

Mailing Address: Sun Lakes AZ
85248

Docket No.: SW-03841A
For the Year Ended: 12/31/22

WASTEWATER UTILITY

To

Arizona Corporation Commission

Due on April 15th

Email: Util-Compliance@azcc.gov, mail or deliver the completed Annual Report to:
Arizona Corporation Commission
Compliance Section - Utilities Division
1200 West Washington Street
Phoenix, Arizona 85007

Application Type: Original Filing
Application Date: 5/9/2023

ARIZONA CORPORATION COMMISSION
WASTEWATER UTILITY ANNUAL REPORT
Mountain Pass Utility Company
A Class ☐ D Utility

For the Calendar Year Ended: 12/31/22

Primary Address:

9532 E Riggs Road
City: Sun Lakes State: Arizona Zip Code: 85248

Telephone Number:

480-895-9200

Date of Original Organization of Utility:

2000

Person to whom correspondence should be addressed concerning this report:

Name:

Brian Smith

Telephone No. :

480-895-4235

Address:

9532 E Riggs Road
City: Sun Lakes State: Arizona Zip Code: 85248

Email:

Brian.Smith@Robson.com

On-Site Manager
Name:

Ed MacMeans

Telephone No. :

520-825-3423

Address:

40004 S. Ridgeview Blvd
City: Tucson State: Arizona Zip Code: 85248

Email:

Ed.MacMeans@Robson.com

Regulatory and Management Contact
Name:

Brian Smith

Telephone No. :

480-895-4235

Address:

9532 E Riggs Road
City: Sun Lakes State: Arizona Zip Code: 85248

Email:

Brian.Smith@Robson.com

NA
Name:

NA

Telephone No. :

NA

Address:

NA
City: NA State: ARIZONA Zip Code: NA

Email:

NA

NA
Name:

NA

Telephone No. :

NA

Address:

NA
City: NA State: ARIZONA Zip Code: NA

Email:

NA

Ownership:

"S" Corporation

Counties Served:

Pinal

ARIZONA CORPORATION COMMISSION
WASTEWATER UTILITY ANNUAL REPORT
Mountain Pass Utility Company

Important changes during the year

No	For those companies not subject to the affiliated interest rules, has there been a change in ownership or direct control during the year?
	If yes, please provide specific details in the box below.
	In December 2022, the Company repurchased .5788478260869560% ownership interest from the Edward J Robson Family Foundation.

No	Has the company been notified by any other regulatory authorities during the year, that they are out of compliance?
	If yes, please provide specific details in the box below.
	N/A

Utility Plant in Service (Wastewater)							
Account No.	Description	Beginning Year Original Cost	Current Year Additions	Current Year Retirements	Adjusted Original Cost	Accumulated Depreciation	OCLD (OC less AD)
351	Organization	\$4,617	\$0	\$0	\$4,617	\$0	\$4,617
352	Franchises	0	0	0	0	0	0
353	Land and Land Rights	0	0	0	0	0	0
354	Structures and Improvements	70,056	0	0	70,056	7,024	63,032
355	Power Generation Equipment	4,746	0	0	4,746	680	4,066
360	Collections Wastewater - Force	0	0	0	0	0	0
361	Collections Wastewater - Gravity	3,932,784	231,692	0	4,164,476	486,692	3,677,784
362	Special Collecting Structures	0	0	0	0	0	0
363	Services to Customers	1,462,353	92,053	0	1,554,406	193,331	1,361,075
364	Flow Measuring Devices	0	0	0	0	0	0
365	Flow Measuring Installations	0	0	0	0	0	0
366	Reuse Services	0	0	0	0	0	0
367	Reuse Meters & Meter Installations	0	0	0	0	0	0
370	Receiving Wells	1,029	0	0	1,029	29	1,000
371	Pumping Equipment	7,809	0	0	7,809	(63,737)	71,546
374	Reuse Distribution Reservoirs	0	0	0	0	0	0
375	Reuse Trans. And Distr. Equipment	0	0	0	0	0	0
380	Treatment and Disposal Equipment	5,086,847	20,952	13,862	5,093,937	1,280,618	3,813,319
381	Plant Sewers	0	0	0	0	0	0
382	Outfall Sewer Lines	0	0	0	0	0	0
389	Other Plant and Misc. Equipment	756	0	0	756	147	609
390	Office Furniture and Equipment	47	410	46	411	(36)	447
390.1	Computer & Software	9,461	0	0	9,461	221	9,240
391	Transportation Equipment	17,576	0	0	17,576	89	17,487
392	Stores Equipment	0	0	0	0	0	0
393	Tools, Shop and Garage Equipment	1,522	1,686	0	3,208	170	3,038
394	Laboratory Equipment	8,060	0	0	8,060	457	7,603
395	Power Operated Equipment	0	511	0	511	7	504
396	Communication Equipment	9,058	0	0	9,058	(6,059)	15,117
397	Miscellaneous Equipment	15,156	0	0	15,156	3,322	11,834
398	Other Tangible Plant	0	0	0	0	0	0
	Totals	\$10,631,877	\$347,304	\$13,908	\$10,965,273	\$1,902,955	\$9,062,318

Instructions: Fill out the Grey Cells with the relevent information. Input 0 or none if there is nothing recorded in that account or there is no applicable information to report.

Mountain Pass Utility Company
Annual Report
Depreciation Expense for the Current Year (Wastewater)
12/31/22

Depreciation Expense for the Current Year (Wastewater)								
Account No.	Description	Beginning Year Original Cost	Current Year Additions	Current Year Retirements	Adjusted Original Cost	Fully Depreciated/Non- depreciable Plant	Depreciation Percentages	Depreciation Expense
351	Organization	\$4,617	\$0	\$0	\$4,617	\$4,617	0.00%	\$0
352	Franchises	0	0	0	0	0	0.00%	0
353	Land and Land Rights	0	0	0	0	0	0.00%	0
354	Structures and Improvements	70,056	0	0	70,056	0	2.00%	1,401
355	Power Generation Equipment	4,746	0	0	4,746	0	2.00%	95
360	Collections Wastewater - Force	0	0	0	0	0	2.00%	0
361	Collections Wastewater - Gravity	3,932,784	231,692	0	4,164,476	0	2.00%	79,042
362	Special Collecting Structures	0	0	0	0	0	2.00%	0
363	Services to Customers	1,462,353	92,053	0	1,554,406	0	2.00%	29,400
364	Flow Measuring Devices	0	0	0	0	0	2.00%	0
365	Flow Measuring Installations	0	0	0	0	0	2.00%	0
366	Reuse Services	0	0	0	0	0	2.00%	0
367	Reuse Meters & Meter Installations	0	0	0	0	0	2.00%	0
370	Receiving Wells	1,029	0	0	1,029	0	2.00%	21
371	Pumping Equipment	7,809	0	0	7,809	0	2.00%	156
374	Reuse Distribution Reservoirs	0	0	0	0	0	2.00%	0
375	Reuse Trans. And Distr. Equipment	0	0	0	0	0	2.00%	0
380	Treatment and Disposal Equipment	5,086,847	20,952	13,862	5,093,937	0	2.00%	101,838
381	Plant Sewers	0	0	0	0	0	2.00%	0
382	Outfall Sewer Lines	0	0	0	0	0	2.00%	0
389	Other Plant and Misc. Equipment	756	0	0	756	0	2.00%	15
390	Office Furniture and Equipment	47	410	46	411	0	2.00%	2
390.1	Computer & Software	9,461	0	0	9,461	0	2.00%	189
391	Transportation Equipment	17,576	0	0	17,576	0	2.00%	352
392	Stores Equipment	0	0	0	0	0	2.00%	0
393	Tools, Shop and Garage Equipment	1,522	1,686	0	3,208	0	2.00%	64
394	Laboratory Equipment	8,060	0	0	8,060	0	2.00%	161
395	Power Operated Equipment	0	511	0	511	0	2.00%	7
396	Communication Equipment	9,058	0	0	9,058	0	2.00%	181
397	Miscellaneous Equipment	15,156	0	0	15,156	0	2.00%	303
398	Other Tangible Plant	0	0	0	0	0	2.00%	0
	Subtotal	\$10,631,877	\$347,304	\$13,908	\$10,965,273	\$4,617		\$213,227

Contribution(s) in Aid of Construction (Gross)	\$0
Less: Non Amortizable Contribution(s)	0
Fully Amortized Contribution(s)	0
Amortizable Contribution(s)	<u>\$0</u>
Times: Proposed Amortization Rate	1.95%
Amortization of CIAC	\$0

Less: Amortization of CIAC

DEPRECIATION EXPENSE

Instructions: Fill out the Grey Cells with the relevant information. Input 0 or none if there is nothing recorded in that account or there is no applicable information to report.

Mountain Pass Utility Company
Annual Report
Balance Sheet Assets
12/31/22

Balance Sheet Assets				
	Assets		Balance at Beginning of Year (2022)	Balance at End of Year (2022)
Account No.	Current and Accrued Assets			
131	Cash		\$626,165	\$274,530
132	Special Deposits		0	0
134	Working Funds		0	0
135	Temporary Cash Investments		0	0
141	Customer Accounts Receivable		70,693	80,138
142	Other Accounts Receivable		59,578	947
143	Accumulated Provision for Uncollectable Accounts		0	0
145	Accounts Receivable - Related Parties		3,155	6,632
146	Notes Receivable from Associated Companies		0	582,430
151	Plant Material and Supplies		0	0
162	Prepayments		514	803
173	Accrued Utility Revenue		0	0
174	Miscellaneous Current and Accrued Assets		0	0
181	Unamortized Debt Discounts		0	0
	Total Current and Accrued Assets		\$760,105	\$945,480
	Deferred Debits			
186.1	Deferred Rate Case Expense		\$0	\$0
	Total Deferred Debits		\$0	\$0
	Fixed Assets			
101	Utility Plant in Service*		\$10,631,878	\$10,965,273
103	Property Held for Future Use		0	0
105	Construction Work in Progress		66,599	258,379
108	Accumulated Depreciation (enter as negative)*		(1,703,636)	(1,902,955)
121	Non-Utility Property		0	0
122	Accumulated Depreciation - Non Utility		0	0
	Total Fixed Assets		\$8,994,841	\$9,320,697
	Total Assets		\$9,754,946	\$10,266,177

Note these items feed automatically from the adjusted end of year balance from AR4.

Mountain Pass Utility Company
Annual Report
Balance Sheet Liabilities and Owners Equity

Balance Sheet Liabilities and Owners Equity				
	Liabilities		Balance at Beginning of Year (2022)	Balance at End of Year (2022)
Account No.	Current Liabilities			
231	Accounts Payable		\$19,144	\$28,297
232	Notes Payable (Current Portion)		0	0
233	Accounts Payable - Related Party		0	323,745
234	Notes Payable to Associated Companies		30,143	0
235	Customer Deposits		0	0
236	Accrued Taxes		17,619	19,807
237	Accrued Interest		0	0
241	Miscellaneous Current and Accrued Liabilities		5,326	5,441
253	Other Deferred Credits		0	0
	Total Current Liabilities		\$72,232	\$377,290
	Long Term Debt			
224	Long Term Debt (Notes and Bonds)		\$0	\$0
	Total Long Term Debt		\$0	\$0
	Deferred Credits			
252	Advances in Aid of Construction		\$0	\$0
255	Accumulated Deferred Investment Tax Credits		0	0
271	Contributions in Aid of Construction		0	0
272	Less: Amortization of Contributions		0	0
281	Accumulated Deferred Income Tax		0	0
	Total Deferred Credits		\$0	\$0
	Total Liabilities		\$72,232	\$377,290
	Capital Accounts			
201	Common Stock Issued		\$50,000	\$50,000
211	Other Paid-In Capital		9,392,323	9,215,339
215	Retained Earnings		240,391	623,548
218	Proprietary Capital (Sole Props and Partnerships)		0	0
	Total Capital		\$9,682,714	\$9,888,887
	Total Liabilities and Capital		\$9,754,946	\$10,266,177

Note: Total liabilities and Capital must match total assets for the beginning and end of the year!

Mountain Pass Utility Company
Annual Report
Wastewater Comparative Income Statement
12/31/22

Wastewater Comparative Income Statement			
Account No.	Calendar Year	Current Year 01/01/2022 - 12/31/2022	Last Year 01/01/2021 - 12/31/2021
	Operating Revenue		
521	Flat Rate Revenues	\$927,555	\$803,376
522	Measured Revenues	32,704	28,228
534	Rents from Wastewater Property	0	0
536	Other Wastewater Revenues	8,198	8,996
	Total Revenues	\$968,457	\$840,600
	Operating Expenses		
701	Salaries and Wages	\$57,969	\$39,351
703	Salaries and Wages - Officers	\$1,716	\$1,716
704	Employee Pensions and Benefits	7,974	5,208
710	Purchased Wastewater Treatment	0	0
711	Sludge Removal Expense	91,950	68,450
715	Purchased Power	84,801	83,098
716	Fuel for Power Production	0	0
718	Chemicals	0	472
720	Materials and Supplies	0	0
720.1	Repairs and Maintenance	1,845	8,941
720.2	Office Supplies and Expense	15,878	17,392
721	Office Expense	0	0
731	Contractual Services -Engineering	0	0
732	Contractual Services - Accounting	520	520
733	Contractual Services - Legal	98	0
734	Contractual Services - Management Fees	0	0
735	Contractual Services - Testing	12,708	10,295
736	Contractual Services - Other	3,000	3,000
740	Rents - Building	0	0
742	Rents - Equipment	232	249
750	Transportation Expenses	21,233	18,662
756	Insurance - Vehicle	4,153	3,973
757	Insurance - General Liability	12,591	9,413
758	Insurance - Worker's Compensation	0	0
759	Insurance - Other	0	0
760	Advertising Expense	0	0
766	Regulatory Commission Expense - Rate Case	0	0
767	Regulatory Commission Expense - Other	0	0
770	Bad Debt Expense	212	(15)
775	Miscellaneous Expense	4,175	2,721
403	Depreciation Expense (From Schedule AR4)	213,227	213,519
407.4	Amortization of Regulatory Asset	0	0
407.5	Amortization of Regulatory Liability	0	0
408	Taxes Other Than Income	6,307	6,811
408.11	Property Taxes	32,129	28,372
408.12	Payroll Taxes	5,964	1,848
409	Income Taxes	0	0
434	Rate Case Adjustments	0	0
	Total Operating Expenses	\$578,682	\$523,996
	Operating Income / (Loss)	\$389,775	\$316,604
	Other Income / (Expense)		
414	Gain (Loss) on Dispositions	\$0	\$0
419	Interest and Dividend Income	5,322	7,024
421	Non-Utility Income	969	781
426	Miscellaneous Non-Utility (Expense)	(4)	0
427	Interest (Expense)	0	(16)
	Total Other Income / (Expense)	\$6,287	\$7,789
	Net Income / (Loss)	\$396,062	\$324,393

Instructions: Fill out the Grey Cells with the relevent information. Input 0 or none if there is nothing recorded in that account or there is no applicable information to report.

Full time equivalent employees

	Direct Company	Allocated	Outside service	Total
President	0.0	0.0	0.0	0.0
Vice-president	0.0	0.0	0.0	0.0
Manager	0.0	0.1	0.0	0.1
Engineering Staff	0.0	0.0	0.0	0.0
System Operator(s)	0.0	0.7	0.0	0.7
Customer Service	0.0	0.1	0.0	0.1
Accounting	0.0	0.0	0.1	0.1
Business Office	0.0	0.0	0.1	0.1
Rates Department	0.0	0.0	0.0	0.0
Administrative Staff	0.0	0.1	0.0	0.1
Other	0.0	0.0	0.0	0.0
Total	0.0	1.0	0.2	1.2

Instructions: Fill out the Grey Cells with the relevant information. Input 0 or none if there is nothing recorded in that account or there is no applicable information to report. A full-time employee is based on 2080 total hours per year. Please calculate partial employees using 2080 hours.

Mountain Pass Utility Company
Annual Report
Supplemental Financial Data (Long-Term Debt)
12/31/22

Supplemental Financial Data (Long-Term Debt)				
	Loan #1	Loan #2	Loan #3	Loan #4
Date Issued	n/a	n/a	n/a	n/a
Source of Loan	n/a	n/a	n/a	n/a
ACC Decision No.	n/a	n/a	n/a	n/a
Reason for Loan	n/a	n/a	n/a	n/a
Dollar Amt. Issued	n/a	n/a	n/a	n/a
Amount Outstanding	n/a	n/a	n/a	n/a
Date of Maturity	n/a	n/a	n/a	n/a
Interest Rate	n/a	n/a	n/a	n/a
Current Year Interest	n/a	n/a	n/a	n/a
Current Year Principal	n/a	n/a	n/a	n/a

Meter Deposit Balance at Test Year End:	\$0
-----------------------------------------	-----

Meter Deposits Refunded During the Test Year:	\$0
-----------------------------------------------	-----

List all bonds, notes, loans, and other types of indebtedness in which the proceeds were used in the provision of public utility service. Indebtedness incurred for personal uses by the owner of the utility should not be listed. Input 0 or none if there is nothing to report for that cell.

Mountain Pass Utility Company
Annual Report
Wastewater Utility Plant Description
12/31/22

Wastewater Utility Plant Description

Name of System:	Mountain Pass Utility Company	
Wastewater Inventory Number (if applicable):	none	
Type of Treatment	Extended Aeration	
Design Capacity of Plant (Gallons per day)	325,000	

LIFT STATION FACILITIES

[illegible]

FORCE MAINS

[illegible]

MANHOLES

Type	Quantity
Standard	346
Drop	0

CLEANOUTS

Quantity
40
0
0
0

Note: If you are filing for more than one system, please provide separate sheets for each system.

Instructions: Fill out the Grey Cells with the relevent information. Input 0 or none if there is nothing recorded in that

account or there is no applicable information to report. Copy and paste this sheet as many times as is necessary.

Mountain Pass Utility Company
Annual Report
Wastewater Utility Plant Description (Continued)

Wastewater Utility Plant Description (Continued)						
GRAVITY MAINS				SERVICES/LATERALS		
Sizes (inches)	Material	Length (feet)		Size (inches)	Material	Quantity
4	PVC	2,023		4	PVC	1,850
8	PVC	67,620		4	na	na
10	PVC	3,089		4	na	na
12	PVC	4,882		4	na	na
15	PVC	5,923				
NA	NA	N/A				
NA	NA	N/A				
NA	NA	N/A				
NA	NA	N/A				
NA	NA	N/A				
NA	NA	N/A				
NA	NA	N/A				
NA	NA	N/A				
NA	NA	N/A				

For the following five items, list the utility owned assets in each category for each system.

SOLIDS PROCESSING AND HANDLING FACILITIES	Sludge hauled to Saddlebrooke Utility Company or landfill for Centrifuge Processing
DISINFECTION EQUIPMENT (Chlorinator, Ultra-Violet, Etc.)	Ultra-violet
FILTRATION EQUIPMENT (Rapid Sand, Slow Sand, Activated Carbon, Etc.)	Disk filter
STRUCTURES (Buildings, Fences, Etc.)	Fences, steel building, blowers, influent pump station, package plant, UV disinfection, effluent pump station, comminuter, SCADA and motor control building
Other (Laboratory Equipment, Tools, Vehicles, Standby, Power Generators, Etc.)	Generators, SCADA, sewer truck

Note: If you are filing for more than one system, please provide separate sheets for each system.

Instructions: Fill out the Grey Cells with the relevent information. Input 0 or none if there is nothing recorded in that account or there

is no applicable information to report. Copy and paste this sheet as many times as is necessary.

Mountain Pass Utility Company
Annual Report
Wastewater Flows
12/31/22

Wastewater Flows					
Month	Number of Services	Total Monthly Sewage Flow (Gallons)	Sewage Flow on Peak Day	Purchased Power Expense ¹	Purchased Power (kWh) ²
January	1,506	3,443,000	177,000	\$7,040	60,720
February	1,519	3,136,000	118,000	7,264	60,960
March	1,539	3,439,000	129,000	8,003	71,760
April	1,547	3,214,000	113,000	7,482	66,320
May	1,579	2,946,000	110,000	6,828	63,680
June	1,593	2,578,000	110,000	6,149	56,080
July	1,603	2,853,000	143,000	6,175	54,160
August	1,622	2,838,000	114,000	6,308	54,640
September	1,640	2,773,000	102,000	6,205	52,640
October	1,647	3,278,000	125,000	7,341	58,960
November	1,662	3,523,000	137,000	7,459	59,280
December	1,673	3,570,000	135,000	8,209	63,360
	Totals	37,591,000	1,513,000	\$84,462	722,560

Provide the following information as applicable per wastewater system:

Method of Effluent Disposal	Reuse
Groundwater Permit Number	70-411330.000
ADEQ Aquifer Protection Permit ("APP") Number	105334
ADEQ Reuse Permit Number	R106284
EPA NPDES Permil Number	AZ0024775
APP Effluent Treatment Requirement (Class)?	B+
Permitted Flow Rate	.249 MGD
Permitted Organic Capacity	N/A
Hydraulic Capacity	.9 MGD (Peak)
Type of Biological Treatment	Extended Aeration (EA)

In the space below, list all violations within the past 12 months:

N/A

Note: If you are filing for more than one system, please provide separate sheets for each system.

1 Enter the total purchased power costs for the power meters associated with this system.

2 Enter the total purchased kWh used by the power meters associated with this system.

Instructions: Fill out the Grey Cells with the relevent information. Input 0 or none if there is nothing recorded in that account or there is no applicable information to report.

Other Wastewater System Information

Provide a calculation used to determine the value of one wastewater equivalent residential connection (ERC).

Use one of the following methods:

- (a) If actual flow data are available from the preceding 12 months, divide the total annual single family residence (SFR) gallons sold by the average number of single family residence customers for the same period and divide the result by 365 days.
- (b) If no historical flow data are available, use:
$$\text{ERC} = (\text{Total SFR gallons treated (Omit 000)} / 365 \text{ days} / 280 \text{ gallons per day})$$

For wastewater only utilities:

Subtract all general use and other non residential customer gallons from the total gallons treated. Divide the remainder (SFR customers) by 365 days to reveal single family residence customer gallons per day.

NOTE: Total gallons treated includes both treated and purchased treatment.

ERC

66

Method used:

(a)

 (a), (b), other

What is the present system connection capacity (in ERCs *) using existing lines?

2,578

What is the future system connection capacity (in ERCs *) upon service area buildout?

567

Describe any plans and estimated completion dates for any enlargements or improvements of this system.

WWTP Expansion - Estimated Completed 2025
Unit 18C - Mains, services, manholes, cleanouts - Estimated completion March 2023
Unit 19 - Mains, services, manholes, cleanouts - Estimated completion September 2023
Unit 21B - Mains, services, manholes, cleanouts - Estimated completion January 2023

If the utility uses reuse as a means of effluent disposal, attach a list of the reuse end users and the amount of reuse provided to each, if known.

Robson Ranch Mountains, LLC (Saddlebrooke Ranch) - 37,591,000 gallons

If the utility does not engage in reuse, has a reuse feasibility study been completed?

N/A

If so, when?

N/A

Mountain Pass Utility Company
Annual Report
Utility Shutoffs / Disconnects
12/31/22

Utility Shutoffs / Disconnects		
Name of System:	Mountain Pass Utility Company	
Wastewater Inventory Number (if applicable):		none

Month	Termination without Notice R14-2-609.B	Termination with Notice R14-2- 609.C	Other
January	0	0	0
February	0	0	0
March	0	0	0
April	0	0	0
May	0	0	0
June	0	0	0
July	0	0	0
August	0	0	0
September	0	0	0
October	0	0	0
November	0	0	0
December	0	0	0
Total	0	0	0

Other (description):

0

Instructions: Fill out the Grey Cells with the relevant information. Input 0 or none if there is nothing recorded in that account or there is no applicable information to report.

Property Taxes	
----------------	--

Amount of actual property taxes paid during Calendar Year 2021 was

\$30,251

If no property taxes paid, explain why.

N/A

Instructions: Fill out the Grey Cells with the relevent information. Input 0 or none if there is nothing recorded in that account or there is no applicable information to report.

4/14/2023, 10:43 AM

ARIZONA CORPORATION COMMISSION
UTILITIES DIVISION

Mountain Pass Utility Company
Annual Report
Verification and Sworn Statement (Taxes)
12/31/22

Verification and Sworn Statement (Taxes)

Verification: State of Arizona I, the undersigned of the
(state name)

County of (county name): Maricopa
Name (owner or official) title: Brian Smith - Vice President
Company name: Mountain Pass Utility Company

DO SAY THAT THIS ANNUAL UTILITY PROPERTY TAX AND SALES TAX REPORT TO THE ARIZONA CORPORATION COMMISSION.

FOR THE YEAR ENDING: 12/31/22

HAS BEEN PREPARED UNDER MY DIRECTION, FROM THE ORIGINAL BOOKS, PAPERS AND RECORDS OF SAID UTILITY; THAT I HAVE CAREFULLY EXAMINED THE SAME, AND DECLARE THE SAME TO BE A COMPLETE AND CORRECT STATEMENT OF BUSINESS AND AFFAIRS OF SAID UTILITY FOR THE PERIOD COVERED BY THIS REPORT IN RESPECT TO EACH AND EVERY MATTER AND THING SET FORTH, TO THE BEST OF MY KNOWLEDGE, INFORMATION AND BELIEF.

Sworn Statement: I HEREBY ATTEST THAT ALL PROPERTY TAXES FOR SAID COMPANY ARE CURRENT AND PAID IN FULL.

I HEREBY ATTEST THAT ALL SALES TAXES FOR SAID COMPANY ARE CURRENT AND PAID IN FULL.



signature of owner/official

895-9200

telephone no.

SUBSCRIBED AND SWORN TO BEFORE ME A NOTARY PUBLIC
IN AND FOR THE COUNTY

THIS

17th


DAY OF

Maricopa
(county name)

April, 2023
(month) and (year)

MY COMMISSION EXPIRES

8/13/2023
(date)



(signature of notary public)

Verification and Sworn Statement

Verification:

State of Arizona I, the undersigned of the
(state name)

County of (county name):

Maricopa

Name (owner or official) title:

Brian Smith - Vice President

Company name:

Mountain Pass Utility Company

DO SAY THAT THIS ANNUAL UTILITY PROPERTY TAX AND SALES TAX REPORT TO THE ARIZONA CORPORATION COMMISSION.

FOR THE YEAR ENDING: 12/31/22

HAS BEEN PREPARED UNDER MY DIRECTION, FROM THE ORIGINAL BOOKS, PAPERS AND RECORDS OF SAID UTILITY; THAT I HAVE CAREFULLY EXAMINED THE SAME, AND DECLARE THE SAME TO BE A COMPLETE AND CORRECT STATEMENT OF BUSINESS AND AFFAIRS OF SAID UTILITY FOR THE PERIOD COVERED BY THIS REPORT IN RESPECT TO EACH AND EVERY MATTER AND THING SET FORTH, TO THE BEST OF MY KNOWLEDGE, INFORMATION AND BELIEF.

Sworn Statement: IN ACCORDANCE WITH THE REQUIREMENTS OF TITLE 40, ARTICLE 8, SECTION 40-401, ARIZONA REVISED STATUTES, IT IS HEREIN REPORTED THAT THE GROSS OPERATING REVENUE OF SAID UTILITY DERIVED FROM ARIZONA INTRASTATE UTILITY OPERATIONS DURING THE CALENDAR YEAR WAS:

Arizona Intrastate Gross Operating Revenues Only (\$)

\$970,936

(The amount in the box above includes

\$2,479

in sales taxes
billed or collected)

[Signature]
signature of owner/official

895-9200

telephone no.

SUBSCRIBED AND SWORN TO BEFORE ME A NOTARY PUBLIC
IN AND FOR THE COUNTY

THIS

12th

DAY OF

Maricopa
(county name)

April, 2023
(month) and (year)

MY COMMISSION EXPIRES

8/13/2023
(date)



[Signature]
(signature of notary public)

Verification and Sworn Statement (Residential Revenue)

Verification:

State of Arizona I, the undersigned of the
(state name)

County of (county name): Maricopa
Name (owner or official) title: Brian Smith - Vice President
Company name: Mountain Pass Utility Company

DO SAY THAT THIS ANNUAL UTILITY PROPERTY TAX AND SALES TAX REPORT TO THE ARIZONA CORPORATION COMMISSION.

FOR THE YEAR ENDING: 12/31/22

HAS BEEN PREPARED UNDER MY DIRECTION, FROM THE ORIGINAL BOOKS, PAPERS AND RECORDS OF SAID UTILITY; THAT I HAVE CAREFULLY EXAMINED THE SAME, AND DECLARE THE SAME TO BE A COMPLETE AND CORRECT STATEMENT OF BUSINESS AND AFFAIRS OF SAID UTILITY FOR THE PERIOD COVERED BY THIS REPORT IN RESPECT TO EACH AND EVERY MATTER AND THING SET FORTH, TO THE BEST OF MY KNOWLEDGE, INFORMATION AND BELIEF.

Sworn Statement: IN ACCORDANCE WITH THE REQUIREMENTS OF TITLE 40, ARTICLE 8, SECTION 40-401, ARIZONA REVISED STATUTES, IT IS HEREIN REPORTED THAT THE GROSS OPERATING REVENUE OF SAID UTILITY DERIVED FROM ARIZONA INTRASTATE UTILITY OPERATIONS RECEIVED FROM RESIDENTIAL CUSTOMERS DURING THE CALENDAR YEAR WAS:

Arizona Intrastate Gross Operating Revenues Only (\$)

\$932,931

(The amount in the box above includes

\$0 in sales taxes
billed or collected)



signature of owner/official

895-9200

telephone no.

SUBSCRIBED AND SWORN TO BEFORE ME A NOTARY PUBLIC
IN AND FOR THE COUNTY

Maricopa
(county name)

THIS

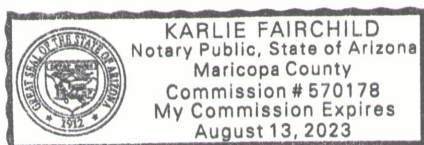
12th


DAY OF

April, 2023
(month) and (year)

MY COMMISSION EXPIRES

8/13/2023
(date)




(signature of notary public)

Full Gross-up Method for Income Tax Statement of Certification

Verification:

State of Arizona I, the undersigned of the
(state name)

County of (county name): Maricopa
Name (owner or official) title: Brian Smith - Vice President
Company name: Mountain Pass Utility Company

FOR THE YEAR ENDING: 12/31/22

Sworn Statement:

IN ACCORDANCE WITH THE REQUIREMENTS OF DECISION NO. 77084, BECAUSE THE UTILITY REQUIRES THE GROSS UP OF ADVANCES AND CONTRIBUTIONS, I HEREBY STATE THAT THE UTILITY HAS NOT INCURRED NOR IS EXPECTED TO INCUR A NET INCREASE IN CURRENT INCOME TAX EXPENSE OR A DECREASE IN DEFERRED TAX ASSET FOR A CARRY FORWARD ACCORDING TO GAAP IN AN AMOUNT EQUAL TO OR GREATER THAN THE AMOUNT OF THE REQUIRED GROSS UP PAID BY DEVELOPERS IN THE PERIOD COVERED BY THIS ANNUAL REPORT.

[Signature]
signature of owner/official

895-9200
telephone no.

SUBSCRIBED AND SWORN TO BEFORE ME A NOTARY PUBLIC
IN AND FOR THE COUNTY

Maricopa
(county name)

THIS

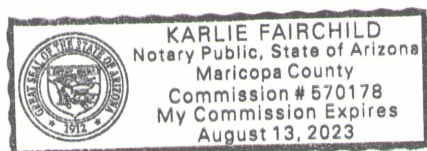
12th

DAY OF

April, 2023
(month) and (year)

MY COMMISSION EXPIRES

8/13/2023
(date)



[Signature]
(signature of notary public)