

RECEIVED BY EMAIL

04/15/2021, 1:09 PM

ARIZONA CORPORATION COMMISSION  
UTILITIES DIVISION

**ANNUAL REPORT**

Of

Company Name:   
c/o Global Water Resources, Inc.  
Mailing Address: 21410 N. 19th Ave., Ste. 220  
Phoenix AZ  
85027  
Docket No.:   
For the Year Ended:

**WASTEWATER UTILITY**

To

Arizona Corporation Commission

**Due on April 15th**

Email: Util-Compliance@azcc.gov, mail or deliver the completed Annual Report to:  
Arizona Corporation Commission  
Compliance Section - Utilities Division  
1200 West Washington Street  
Phoenix, Arizona 85007

Application Type:   
Application Date:

ARIZONA CORPORATION COMMISSION  
WASTEWATER UTILITY ANNUAL REPORT  
Hassayampa Utility Company, Inc.  
A Class  Utility

For the Calendar Year Ended:

Primary Address:   
City:  State:  Zip Code:

Telephone Number:

Date of Original Organization of Utility:

Person to whom correspondence should be addressed concerning this report:

Name:   
Telephone No. :   
Address:   
City:  State:  Zip Code:   
Email:

Name:   
Telephone No. :   
Address:   
City:  State:  Zip Code:   
Email:

Name:   
Telephone No. :   
Address:   
City:  State:  Zip Code:   
Email:

Name:   
Telephone No. :   
Address:   
City:  State:  Zip Code:   
Email:

Name:   
Telephone No. :   
Address:   
City:  State:  Zip Code:   
Email:

Ownership:

Counties Served:

**Important changes during the year**

No	For those companies not subject to the affiliated interest rules, has there been a change in ownership or direct control during the year?
	If yes, please provide specific details in the box below.
	N/A

No	Has the company been notified by any other regulatory authorities during the year, that they are out of compliance?
	If yes, please provide specific details in the box below.
	N/A

Utility Plant in Service (Wastewater)							
Account No.	Description	Beginning Year Original Cost	Current Year Additions	Current Year Retirements	Adjusted Original Cost	Accumulated Depreciation	OCLD (OC less AD)
351	Organization	\$0			\$0		\$0
352	Franchises	0	0	0	0	0	0
353	Land and Land Rights	1,577	0	0	1,577	0	1,577
354	Structures and Improvements	0	0	0	0	0	0
355	Power Generation Equipment	0	0	0	0	0	0
360	Collections Wastewater - Force	0	0	0	0	0	0
361	Collections Wastewater - Gravity	0	0	0	0	0	0
362	Special Collecting Structures	0	0	0	0	0	0
363	Services to Customers	0	0	0	0	0	0
364	Flow Measuring Devices	0	0	0	0	0	0
365	Flow Measuring Installations	0	0	0	0	0	0
366	Reuse Services	0	0	0	0	0	0
367	Reuse Meters & Meter Installations	0	0	0	0	0	0
370	Receiving Wells	0	0	0	0	0	0
371	Pumping Equipment	0	0	0	0	0	0
374	Reuse Distribution Reservoirs	0	0	0	0	0	0
375	Reuse Trans. And Distr. Equipment	0	0	0	0	0	0
380	Treatment and Disposal Equipment	0	0	0	0	0	0
381	Plant Sewers	0	0	0	0	0	0
382	Outfall Sewer Lines	0	0	0	0	0	0
389	Other Plant and Misc. Equipment	0	0	0	0	0	0
390	Office Furniture and Equipment	0	0	0	0	0	0
390.1	Computer & Software	0	0	0	0	0	0
391	Transportation Equipment	0	0	0	0	0	0
392	Stores Equipment	0	0	0	0	0	0
393	Tools, Shop and Garage Equipment	0	0	0	0	0	0
394	Laboratory Equipment	0	0	0	0	0	0
395	Power Operated Equipment	0	0	0	0	0	0
396	Communication Equipment	0	0	0	0	0	0
397	Miscellaneous Equipment	0	0	0	0	0	0
398	Other Tangible Plant	0	0	0	0	0	0
	<b>Totals</b>	<b>\$1,577</b>	<b>\$0</b>	<b>\$0</b>	<b>\$1,577</b>	<b>\$0</b>	<b>\$1,577</b>

**Instructions:** Fill out the Grey Cells with the relevant information. Input 0 or none if there is nothing recorded in that account or there is no applicable information to report.

Hassayampa Utility Company, Inc.  
 Annual Report  
 Depreciation Expense for the Current Year (Wastewater)  
 12/31/20

Depreciation Expense for the Current Year (Wastewater)								
Account No.	Description	Beginning Year Original Cost	Current Year Additions	Current Year Retirements	Adjusted Original Cost	Fully Depreciated/Non-depreciable Plant	Depreciation Percentages	Depreciation Expense
351	Organization	\$0	\$0	\$0	\$0	\$0	0.00%	\$0
352	Franchises	0	0	0	0	0	0.00%	0
353	Land and Land Rights	1,577	0	0	1,577	1,577	0.00%	0
354	Structures and Improvements	0	0	0	0	0	0.00%	0
355	Power Generation Equipment	0	0	0	0	0	0.00%	0
360	Collections Wastewater - Force	0	0	0	0	0	0.00%	0
361	Collections Wastewater - Gravity	0	0	0	0	0	0.00%	0
362	Special Collecting Structures	0	0	0	0	0	0.00%	0
363	Services to Customers	0	0	0	0	0	0.00%	0
364	Flow Measuring Devices	0	0	0	0	0	0.00%	0
365	Flow Measuring Installations	0	0	0	0	0	0.00%	0
366	Reuse Services	0	0	0	0	0	0.00%	0
367	Reuse Meters & Meter Installations	0	0	0	0	0	0.00%	0
370	Receiving Wells	0	0	0	0	0	0.00%	0
371	Pumping Equipment	0	0	0	0	0	0.00%	0
374	Reuse Distribution Reservoirs	0	0	0	0	0	0.00%	0
375	Reuse Trans. And Distr. Equipment	0	0	0	0	0	0.00%	0
380	Treatment and Disposal Equipment	0	0	0	0	0	0.00%	0
381	Plant Sewers	0	0	0	0	0	0.00%	0
382	Outfall Sewer Lines	0	0	0	0	0	0.00%	0
389	Other Plant and Misc. Equipment	0	0	0	0	0	0.00%	0
390	Office Furniture and Equipment	0	0	0	0	0	0.00%	0
390.1	Computer & Software	0	0	0	0	0	0.00%	0
391	Transportation Equipment	0	0	0	0	0	0.00%	0
392	Stores Equipment	0	0	0	0	0	0.00%	0
393	Tools, Shop and Garage Equipment	0	0	0	0	0	0.00%	0
394	Laboratory Equipment	0	0	0	0	0	0.00%	0
395	Power Operated Equipment	0	0	0	0	0	0.00%	0
396	Communication Equipment	0	0	0	0	0	0.00%	0
397	Miscellaneous Equipment	0	0	0	0	0	0.00%	0
398	Other Tangible Plant	0	0	0	0	0	0.00%	0
	<b>Subtotal</b>	\$1,577	\$0	\$0	\$1,577	\$1,577		\$0

Contribution(s) in Aid of Construction (Gross) \$0  
 Less: Non Amortizable Contribution(s) 0  
 Fully Amortized Contribution(s) 0  
 Amortizable Contribution(s) 0  
 Times: Proposed Amortization Rate **\$0**  
**Amortization of CIAC**

Less: Amortization of CIAC

**DEPRECIATION EXPENSE**

**Instructions:** Fill out the Grey Cells with the relevant information. Input 0 or none if there is nothing recorded in that account or there is no applicable information to report.

Hassayampa Utility Company, Inc.  
Annual Report  
Balance Sheet Assets  
12/31/20

Balance Sheet Assets				
	Assets		Balance at Beginning of Year (2020)	Balance at End of Year (2020)
<b>Account No.</b>	<b>Current and Accrued Assets</b>			
131	Cash		\$0	\$0
132	Special Deposits		0	0
133	Other Special Deposits		0	0
134	Working Funds		0	0
135	Temporary Cash Investments		0	0
141	Customer Accounts Receivable		0	0
142	Other Accounts Receivable		0	0
143	Accumulated Provision for Uncollectable Accounts		0	0
146	Notes Receivable from Associated Companies		0	0
151	Plant Material and Supplies		0	0
162	Prepayments		0	0
173	Accrued Utility Revenue		0	0
174	Miscellaneous Current and Accrued Assets		0	0
	<b>Total Current and Accrued Assets</b>		<b>\$0</b>	<b>\$0</b>
	<b>Deferred Debits</b>			
186.1	Deferred Rate Case Expense		0	0
190	Accumulated Deferred Income Taxes		587,098	587,248
	<b>Total Deferred Debits</b>		<b>\$587,098</b>	<b>\$587,248</b>
	<b>Fixed Assets</b>			
101	Utility Plant in Service*		\$1,577	\$1,577
103	Property Held for Future Use		0	0
105	Construction Work in Progress		1,640,306	2,023,493
108	Accumulated Depreciation (enter as negative)*		0	0
121	Non-Utility Property		0	0
122	Accumulated Depreciation - Non Utility		0	0
	<b>Total Fixed Assets</b>		<b>\$1,641,883</b>	<b>\$2,025,070</b>
	<b>Other Fixed Assets</b>			
114	Utility Plant Acquisition Adjustments		0	0
	<b>Total Other Fixed Assets</b>		<b>\$0</b>	<b>\$0</b>
	<b>Total Assets</b>		<b>\$2,228,980</b>	<b>\$2,612,318</b>

**Instructions:** Fill out the Grey Cells with the relevant information. Input 0 or none if there is nothing recorded in that account or there is no applicable information to report.

Note these items feed automatically from the adjusted end of year balance from AR4.

Hassayampa Utility Company, Inc.  
Annual Report  
Balance Sheet Liabilities and Owners Equity

<b>Balance Sheet Liabilities and Owners Equity</b>				
	<b>Liabilities</b>		Balance at Beginning of Year (2020)	Balance at End of Year (2020)
<b>Account No.</b>	<b>Current Liabilities</b>			
231	Accounts Payable		\$3,068	\$151,906
232	Notes Payable (Current Portion)		0	0
234	Notes Payable to Associated Companies		0	0
235	Customer Deposits		0	0
236	Accrued Taxes		0	0
237	Accrued Interest		0	0
241	Miscellaneous Current and Accrued Liabilities		0	908
253	Other Deferred Credits		0	0
	<b>Total Current Liabilities</b>		<b>\$3,068</b>	<b>\$152,814</b>
	<b>Long Term Debt</b>			
224	Long Term Debt (Notes and Bonds)		\$0	\$0
	<b>Total Long Term Debt</b>		<b>\$0</b>	<b>\$0</b>
	<b>Deferred Credits</b>			
252	Advances in Aid of Construction		\$0	\$0
255	Accumulated Deferred Investment Tax Credits		0	0
271	Contributions in Aid of Construction		0	0
272	Less: Amortization of Contributions		0	0
281	Accumulated Deferred Income Tax		0	0
	<b>Total Deferred Credits</b>		<b>\$0</b>	<b>\$0</b>
	<b>Total Liabilities</b>		<b>\$3,068</b>	<b>\$152,814</b>
	<b>Capital Accounts</b>			
201	Common Stock Issued		\$100	\$100
211	Other Paid-In Capital		2,597,471	2,833,457
215	Retained Earnings		(371,658)	(374,053)
218	Proprietary Capital (Sole Props and Partnerships)		0	0
	<b>Total Capital</b>		<b>\$2,225,913</b>	<b>\$2,459,504</b>
	<b>Total Liabilities and Capital</b>		<b>\$2,228,980</b>	<b>\$2,612,318</b>

**Instructions:** Fill out the Grey Cells with the relevant information. Input 0 or none if there is nothing recorded in that account or there is no applicable information to report.

**Note: Total liabilities and Capital must match total assets for the beginning and end of the year!**

Hassayampa Utility Company, Inc.  
Annual Report  
Wastewater Comparative Income Statement  
12/31/20

<b>Wastewater Comparative Income Statement</b>			
Account No.	Calendar Year	Current Year 01/01/2020 -	Last Year 01/01/2019 -
	<b>Operating Revenue</b>		
521	Flat Rate Revenues	\$0	\$0
522	Measured Revenues	0	0
534	Rents from Wastewater Property	0	0
536	Other Wastewater Revenues	0	0
	<b>Total Revenues</b>	<b>\$0</b>	<b>\$0</b>
	<b>Operating Expenses</b>		
701	Salaries and Wages	\$0	\$0
704	Employee Pensions and Benefits	0	0
710	Purchased Wastewater Treatment	0	0
711	Sludge Removal Expense	0	0
715	Purchased Power	0	0
716	Fuel for Power Production	0	0
718	Chemicals	0	0
720	Materials and Supplies	0	0
720.1	Repairs and Maintenance	0	0
720.2	Office Supplies and Expense	0	0
721	Office Expense	14	60
731	Contractual Services -Engineering	0	0
732	Contractual Services - Accounting	0	0
733	Contractual Services - Legal	0	509
734	Contractual Services - Management Fees	0	0
735	Contractual Services - Testing	625	0
736	Contractual Services - Other	0	0
740	Rents - Building	0	0
742	Rents - Equipment	0	0
750	Transportation Expenses	0	0
757	Insurance - General Liability	0	0
758	Insurance - Worker's Compensation	0	0
759	Insurance - Other	0	0
760	Advertising Expense	0	0
766	Regulatory Commission Expense - Rate Case	0	0
767	Regulatory Commission Expense - Other	0	0
770	Bad Debt Expense	0	0
775	Miscellaneous Expense	0	781
403	Depreciation Expense (From Schedule AR4)		0
408	Taxes Other Than Income	0	0
408	Taxes Other Than Income	0	0
408.11	Property Taxes	2,538	2,484
408.12	Payroll Taxes	0	0
408.13	Other Taxes and Licenses	0	0
409	Income Taxes	(782)	(123)
	<b>Total Operating Expenses</b>	<b>\$2,395</b>	<b>\$3,711</b>
	<b>Operating Income / (Loss)</b>	<b>(\$2,395)</b>	<b>(\$3,711)</b>
	<b>Other Income / (Expense)</b>		
414	Gain (Loss) on Dispositions	0	0
419	Interest and Dividend Income	0	0
421	Non-Utility Income	0	0
426	Miscellaneous Non-Utility (Expense)	0	0
427	Interest (Expense)	0	0
	<b>Total Other Income / (Expense)</b>	<b>\$0</b>	<b>\$0</b>
	<b>Net Income / (Loss)</b>	<b>(\$2,395)</b>	<b>(\$3,711)</b>

**Instructions:** Fill out the Grey Cells with the relevent information. Input 0 or none if there is nothing recorded in that account or there is no applicable information to report.



**Full time equivalent employees**

	Direct Company	Allocated	Outside service	Total
President	0.0	0.0	0.0	0.0
Vice-president	0.0	0.0	0.0	0.0
Manager	0.0	0.0	0.0	0.0
Engineering Staff	0.0	0.0	0.0	0.0
System Operator(s)	0.0	0.0	0.0	0.0
Customer Service	0.0	0.0	0.0	0.0
Accounting	0.0	0.0	0.0	0.0
Business Office	0.0	0.0	0.0	0.0
Rates Department	0.0	0.0	0.0	0.0
Administrative Staff	0.0	0.0	0.0	0.0
Other	0.0	0.0	0.0	0.0
<b>Total</b>	0.0	0.0	0.0	0.0

**Instructions:** Fill out the Grey Cells with the relevant information. Input 0 or none if there is nothing recorded in that account or there is no applicable information to report. A full-time employee is based on 2080 total hours per year. Please calculate partial employees using 2080 hours.

<b>Supplemental Financial Data (Long-Term Debt)</b>				
	Loan #1	Loan #2	Loan #3	Loan #4
Date Issued	N/A	N/A	N/A	N/A
Source of Loan	N/A	N/A	N/A	N/A
ACC Decision No.	N/A	N/A	N/A	N/A
Reason for Loan	N/A	N/A	N/A	N/A
Dollar Amt. Issued	N/A	N/A	N/A	N/A
Amount Outstanding	N/A	N/A	N/A	N/A
Date of Maturity	N/A	N/A	N/A	N/A
Interest Rate	N/A	N/A	N/A	N/A
Current Year Interest	N/A	N/A	N/A	N/A
Current Year Principal	N/A	N/A	N/A	N/A

Meter Deposit Balance at Test Year End:	\$0
---	-----

Meter Deposits Refunded During the Test Year:	\$0
---	-----

***List all bonds, notes, loans, and other types of indebtedness in which the proceeds were used in the provision of public utility service. Indebtedness incurred for personal uses by the owner of the utility should not be listed. Input 0 or none if there is nothing to report for that cell.***





<b>Wastewater Utility Plant Description (Continued)</b>
---

**For the following five items, list the utility owned assets in each category for each system.**

<b>SOLIDS PROCESSING AND HANDLING FACILITIES</b>	0
<b>DISINFECTION EQUIPMENT</b> (Chlorinator, Ultra-Violet,	0
<b>FILTRATION EQUIPMENT</b> (Rapid Sand, Slow Sand, Activated Carbon, Etc.)	0
<b>STRUCTURES</b> (Buildings, Fences, Etc.)	0
<b>Other</b> (Laboratory Equipment, Tools, Vehicles, Standby, Power Generators, Etc.)	0

<p><b>Instructions:</b> Fill out the Grey Cells with the relevant information. Input 0 or none if there is nothing recorded in that account or there is no applicable information to report. Copy and paste this sheet as many times as is necessary.</p>
---

Wastewater Flows					
Month	Number of Services	Total Monthly Sewage Flow (Gallons)	Sewage Flow on Peak Day	Purchased Power Expense <sup>1</sup>	Purchased Power (kWh) <sup>2</sup>
January	0	0	0	0	0
February	0	0	0	0	0
March	0	0	0	0	0
April	0	0	0	0	0
May	0	0	0	0	0
June	0	0	0	0	0
July	0	0	0	0	0
August	0	0	0	0	0
September	0	0	0	0	0
October	0	0	0	0	0
November	0	0	0	0	0
December	0	0	0	0	0
<b>Totals</b>		<b>0</b>	<b>0</b>	<b>\$0</b>	<b>0</b>

Provide the following information as applicable per wastewater system:

Method of Effluent Disposal	Other
Groundwater Permit Number	NA
ADEQ Aquifer Protection Permit ("APP") Number	NA
ADEQ Reuse Permit Number	NA
EPA NPDES Permil Number	AZ0025453
APP Effluent Treatment Requirement (Class)?	NA
Permitted Flow Rate	1.0 MGD
Permitted Organic Capacity	NA
Hydraulic Capacity	NA
Type of Biological Treatment	N/A

In the space below, list all violations within the past 12 months:

None - Facility has not been constructed.

**Note:** If you are filing for more than one system, please provide separate sheets for each system.

1 Enter the total purchased power costs for the power meters associated with this system.

2 Enter the total purchased kWh used by the power meters associated with this system.

**Instructions:** Fill out the Grey Cells with the relevent information. Input 0 or none if there is nothing recorded in that account or there is no applicable information to report.

**Other Wastewater System Information**

**Provide a calculation used to determine the value of one wastewater equivalent residential connection (ERC).**

Use one of the following methods:

- (a) If actual flow data are available from the preceding 12 months, divide the total annual single family residence (SFR) gallons sold by the average number of single family residence customers for the same period and divide the result by 365 days.
- (b) If no historical flow data are available, use:  
$$ERC = ( \text{Total SFR gallons treated (Omit 000)} / 365 \text{ days} / 280 \text{ gallons per day} )$$

For wastewater only utilities:

Subtract all general use and other non residential customer gallons from the total gallons treated. Divide the remainder (SFR customers) by 365 days to reveal single family residence customer gallons per day.

**NOTE:** Total gallons treated includes both treated and purchased treatment.

ERC  Not Constructed  
Method used:  Other

What is the present system connection capacity (in ERCs \*) using existing lines?  Not Constructed

What is the future system connection capacity (in ERCs \*) upon service area buildout?  Not Constructed

Describe any plans and estimated completion dates for any enlargements or improvements of this system.

This facility has not been constructed. Plans for future expansion are consistent with docket SW-20422A-20-0302.

If the utility uses reuse as a means of effluent disposal, attach a list of the reuse end users and the amount of reuse provided to each, if known.

This facility has not been constructed.

If the utility does not engage in reuse, has a reuse feasibility study been completed?  Yes

If so, when?

This facility will beneficially recycle the wastewater that enters the facility.

Hassayampa Utility Company, Inc.  
 Annual Report  
 Utility Shutoffs / Disconnects  
 12/31/20

<b>Utility Shutoffs / Disconnects</b>	
Name of System:	Hassayampa Utility Company, Inc
Wastewater Inventory Number (if applicable):	0

Month	Termination without Notice R14-2-609.B	Termination with Notice R14-2-609.C	Other
January	0	0	0
February	0	0	0
March	0	0	0
April	0	0	0
May	0	0	0
June	0	0	0
July	0	0	0
August	0	0	0
September	0	0	0
October	0	0	0
November	0	0	0
December	0	0	0
<b>Total</b>	<b>0</b>	<b>0</b>	<b>0</b>

**Other (description):**

0
---

**Instructions:** Fill out the Grey Cells with the relevent information. Input 0 or none if there is nothing recorded in that account or there is no applicable information to report.



Hassayampa Utility Company, Inc.  
Annual Report  
Property Taxes  
12/31/20

Property Taxes	
----------------	--

Amount of actual property taxes paid during Calendar Year 2020 was	
--	--

	\$2,538
--	---------

If no property taxes paid, explain why.
---

N/A
-----

<b>Instructions:</b> Fill out the Grey Cells with the relevent information. Input 0 or none if there is nothing recorded in that account or there is no applicable information to report.
---

**Verification and Sworn Statement (Taxes)**

**Verification:** State of Arizona I, the undersigned of the  
(state name)

County of (county name): Maricopa  
Name (owner or official) title: Joanne Ellsworth  
Company name: Hassayampa Utility Company, Inc.

DO SAY THAT THIS ANNUAL UTILITY PROPERTY TAX AND SALES TAX REPORT TO THE ARIZONA CORPORATION COMMISSION.

FOR THE YEAR ENDING: 12/31/20

HAS BEEN PREPARED UNDER MY DIRECTION, FROM THE ORIGINAL BOOKS, PAPERS AND RECORDS OF SAID UTILITY; THAT I HAVE CAREFULLY EXAMINED THE SAME, AND DECLARE THE SAME TO BE A COMPLETE AND CORRECT STATEMENT OF BUSINESS AND AFFAIRS OF SAID UTILITY FOR THE PERIOD COVERED BY THIS REPORT IN RESPECT TO EACH AND EVERY MATTER AND THING SET FORTH, TO THE BEST OF MY KNOWLEDGE, INFORMATION AND BELIEF.

**Sworn Statement:** I HEREBY ATTEST THAT ALL PROPERTY TAXES FOR SAID COMPANY ARE CURRENT AND PAID IN FULL.


I HEREBY ATTEST THAT ALL SALES TAXES FOR SAID COMPANY ARE CURRENT AND PAID IN FULL.

*Joanne Ellsworth*  
signature of owner/official

480-999-5247  
telephone no.

SUBSCRIBED AND SWORN TO BEFORE ME A NOTARY PUBLIC  
IN AND FOR THE COUNTY MARICOPA  
(county name)  
THIS 15th DAY OF April, 2021  
(month) and (year)

MY COMMISSION EXPIRES October 28, 2022  
(date)



*[Signature]*  
(signature of notary public)

**Verification and Sworn Statement**

**Verification:**

State of Arizona I, the undersigned of the  
(state name)  
County of (county name): Maricopa  
Name (owner or official) title: Joanne Ellsworth  
Company name: Hassayampa Utility Company, Inc.

DO SAY THAT THIS ANNUAL UTILITY PROPERTY TAX AND SALES TAX REPORT TO THE ARIZONA CORPORATION COMMISSION.

FOR THE YEAR ENDING: 12/31/20

HAS BEEN PREPARED UNDER MY DIRECTION, FROM THE ORIGINAL BOOKS, PAPERS AND RECORDS OF SAID UTILITY; THAT I HAVE CAREFULLY EXAMINED THE SAME, AND DECLARE THE SAME TO BE A COMPLETE AND CORRECT STATEMENT OF BUSINESS AND AFFAIRS OF SAID UTILITY FOR THE PERIOD COVERED BY THIS REPORT IN RESPECT TO EACH AND EVERY MATTER AND THING SET FORTH, TO THE BEST OF MY KNOWLEDGE, INFORMATION AND BELIEF.


**Sworn Statement:** IN ACCORDANCE WITH THE REQUIREMENTS OF TITLE 40, ARTICLE 8, SECTION 40-401, ARIZONA REVISED STATUTES, IT IS HEREIN REPORTED THAT THE GROSS OPERATING REVENUE OF SAID UTILITY DERIVED FROM ARIZONA INTRASTATE UTILITY OPERATIONS DURING THE CALENDAR YEAR WAS:

Arizona Intrastate Gross Operating Revenues Only (\$)  
\$0  
(The amount in the box above includes  
\$0 in sales taxes  
billed or collected)

Joanne Ellsworth  
signature of owner/official  
480-999-5247  
telephone no.

SUBSCRIBED AND SWORN TO BEFORE ME A NOTARY PUBLIC  
IN AND FOR THE COUNTY MARICOPA  
(county name)  
THIS 15th DAY OF April, 2021  
(month) and (year)

MY COMMISSION EXPIRES October 28, 2022  
(date)



[Signature]  
(signature of notary public)

**Verification and Sworn Statement (Residential Revenue)**

**Verification:**

State of Arizona I, the undersigned of the  
(state name)

County of (county name): Maricopa  
Name (owner or official) title: Joanne Ellsworth  
Company name: Hassayampa Utility Company, Inc.

DO SAY THAT THIS ANNUAL UTILITY PROPERTY TAX AND SALES TAX REPORT TO THE ARIZONA CORPORATION COMMISSION.

FOR THE YEAR ENDING: 12/31/20

HAS BEEN PREPARED UNDER MY DIRECTION, FROM THE ORIGINAL BOOKS, PAPERS AND RECORDS OF SAID UTILITY; THAT I HAVE CAREFULLY EXAMINED THE SAME, AND DECLARE THE SAME TO BE A COMPLETE AND CORRECT STATEMENT OF BUSINESS AND AFFAIRS OF SAID UTILITY FOR THE PERIOD COVERED BY THIS REPORT IN RESPECT TO EACH AND EVERY MATTER AND THING SET FORTH, TO THE BEST OF MY KNOWLEDGE, INFORMATION AND BELIEF.

**Sworn Statement:** IN ACCORDANCE WITH THE REQUIREMENTS OF TITLE 40, ARTICLE 8, SECTION 40-401, ARIZONA REVISED STATUTES, IT IS HEREIN REPORTED THAT THE GROSS OPERATING REVENUE OF SAID UTILITY DERIVED FROM ARIZONA INTRASTATE UTILITY OPERATIONS RECEIVED FROM RESIDENTIAL CUSTOMERS DURING THE CALENDAR YEAR WAS:

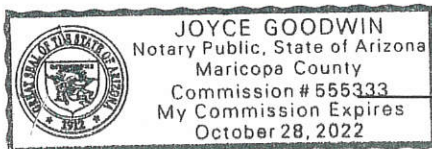
Arizona Intrastate Gross Operating Revenues Only (\$) \$0  
(The amount in the box above includes \$0 in sales taxes billed or collected)

Joanne Ellsworth  
signature of owner/official  
480-999-5247  
telephone no.

SUBSCRIBED AND SWORN TO BEFORE ME A NOTARY PUBLIC  
IN AND FOR THE COUNTY MARICOPA  
(county name)

THIS 15th DAY OF April, 2021  
(month) and (year)

MY COMMISSION EXPIRES October 28, 2022  
(date)



[Signature]  
(signature of notary public)



**Gross-up Sharing Method for Income Tax Statement of Certification**

**Verification:**

State of Arizona I, the undersigned of the  
(state name)

County of (county name): Maricopa  
Name (owner or official) title: Joanne Ellsworth  
Company name: Hassayampa Utility Company, Inc.

FOR THE YEAR ENDING: 12/31/20

**Sworn Statement:** IN ACCORDANCE WITH THE REQUIREMENTS OF DECISION NO. 77084, BECAUSE THE UTILITY REQUIRES THE GROSS UP OF ADVANCES AND CONTRIBUTIONS, I HEREBY STATE THAT THE UTILITY HAS INCURRED OR IS EXPECTED TO INCUR A NET INCREASE IN CURRENT INCOME TAX EXPENSE OR A DECREASE IN DEFERRED TAX ASSET FOR A CARRY FORWARD ACCORDING TO GAAP IN AN AMOUNT EQUAL TO OR GREATER THAN THE AMOUNT OF THE REQUIRED GROSS UP PAID BY DEVELOPERS IN THE PERIOD COVERED BY THIS ANNUAL REPORT.

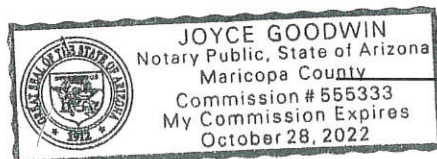
  
signature of owner/official


480-999-5247  
telephone no.

SUBSCRIBED AND SWORN TO BEFORE ME A NOTARY PUBLIC  
IN AND FOR THE COUNTY MARICOPA  
(county name)

THIS 15th DAY OF April, 2021  
(month) and (year)

MY COMMISSION EXPIRES October 28, 2022  
(date)



  
(signature of notary public)

WASTEWATER COMPANY PLANT DESCRIPTION	
Name of the System:	#REF!
Wastewater Inventory Number (if applicable):	#REF!

LIFT STATION FACILITIES					
Location	Quantity of Pumps	Horsepower Per Pump	Rated Capacity Per Pump (GPM)	Wet Well Capacity (gals)	Year Constructed
#REF!	#REF!	#REF!	#REF!	#REF!	#REF!
#REF!	#REF!	#REF!	#REF!	#REF!	#REF!
#REF!	#REF!	#REF!	#REF!	#REF!	#REF!
#REF!	#REF!	#REF!	#REF!	#REF!	#REF!
#REF!	#REF!	#REF!	#REF!	#REF!	#REF!
#REF!	#REF!	#REF!	#REF!	#REF!	#REF!
#REF!	#REF!	#REF!	#REF!	#REF!	#REF!
#REF!	#REF!	#REF!	#REF!	#REF!	#REF!
#REF!	#REF!	#REF!	#REF!	#REF!	#REF!
#REF!	#REF!	#REF!	#REF!	#REF!	#REF!
#REF!	#REF!	#REF!	#REF!	#REF!	#REF!
#REF!	#REF!	#REF!	#REF!	#REF!	#REF!
#REF!	#REF!	#REF!	#REF!	#REF!	#REF!
#REF!	#REF!	#REF!	#REF!	#REF!	#REF!

FORCE MAINS		
Size	Material	Length (Feet)
#REF!	#REF!	#REF!
#REF!	#REF!	#REF!
#REF!	#REF!	#REF!
#REF!	#REF!	#REF!
#REF!	#REF!	#REF!
#REF!	#REF!	#REF!

MANHOLES	
Type	Quantity
#REF!	#REF!
#REF!	0
#REF!	
#REF!	

CLEANOUTS
Quantity
#REF!
#REF!
#REF!
#REF!

**WASTEWATER COMPANY PLANT DESCRIPTION**

GRAVITY MAINS		
Sizes (inches)	Material	Length (feet)
#REF!	#REF!	#REF!
#REF!	#REF!	#REF!
#REF!	#REF!	#REF!
#REF!	#REF!	#REF!
#REF!	#REF!	#REF!
#REF!	#REF!	#REF!
#REF!	#REF!	#REF!
#REF!	#REF!	#REF!
#REF!	#REF!	#REF!
#REF!	#REF!	#REF!
#REF!	#REF!	#REF!
#REF!	#REF!	#REF!
#REF!	#REF!	#REF!
#REF!	#REF!	#REF!

SERVICES		
Size (inches)	Material	Quantity
#REF!	#REF!	#REF!
#REF!	#REF!	#REF!
#REF!	#REF!	#REF!
#REF!	#REF!	#REF!
#REF!	#REF!	#REF!
#REF!	#REF!	#REF!
#REF!	#REF!	#REF!
#REF!	#REF!	#REF!
#REF!	#REF!	#REF!
#REF!	#REF!	#REF!
#REF!	#REF!	#REF!
#REF!	#REF!	#REF!
#REF!	#REF!	#REF!
#REF!	#REF!	#REF!
#REF!	#REF!	#REF!

For the following five items, list the utility owned assets in each category for each system.	
<b>SOLIDS PROCESSING AND HANDLING FACILITIES:</b>	#REF!
<b>DISINFECTION EQUIPMENT (Chlorinator, Ultra-Violet, Etc.):</b>	#REF!
<b>FILTRATION EQUIPMENT (Rapid Sand, Slow Sand, Activated Carbon, Etc.):</b>	#REF!
<b>STRUCTURES (Buildings, Fences, Etc.)</b>	#REF!
<b>Other (Laboratory Equipment, Tools, Vehicles, Standby, Power Generators, Etc.)</b>	#REF!

**WASTEWATER FLOWS**

Month	Number of Services	Total Monthly Sewage Flow	Sewage Flow on Peak Day	Purchased Power Expense <sup>1</sup>	Purchased Power (kWh) <sup>2</sup>
January	#REF!	#REF!	#REF!	#REF!	#REF!
February	#REF!	#REF!	#REF!	#REF!	#REF!
March	#REF!	#REF!	#REF!	#REF!	#REF!
April	#REF!	#REF!	#REF!	#REF!	#REF!
May	#REF!	#REF!	#REF!	#REF!	#REF!
June	#REF!	#REF!	#REF!	#REF!	#REF!
July	#REF!	#REF!	#REF!	#REF!	#REF!
August	#REF!	#REF!	#REF!	#REF!	#REF!
September	#REF!	#REF!	#REF!	#REF!	#REF!
October	#REF!	#REF!	#REF!	#REF!	#REF!
November	#REF!	#REF!	#REF!	#REF!	#REF!
December	#REF!	#REF!	#REF!	#REF!	#REF!
<b>TOTAL</b>	<b>N/A</b>	<b>#REF!</b>	<b>#REF!</b>	<b>#REF!</b>	<b>#REF!</b>

Provide the following information as applicable per wastewater system:

Method of Effluent Disposal #REF!  
 Groundwater Permit Number #REF!  
 ADEQ Aquifer Protection Permit ("APP") Number #REF!  
 ADEQ Reuse Permit Number #REF!  
 EPA NPDES Permil Number #REF!  
 APP Effluent Treatment Requirement (Class)? #REF!  
 Permitted Flow Rate #REF!  
 Permitted Organic Capacity #REF!  
 Hydraulic Capacity #REF!  
 Type of Biological Treatment #REF!

In the space below, list all violations within the past 12 months:

#REF!