

ANNUAL REPORT

Of

Company Name:

Mailing Address:

Docket No.:
For the Year Ended:

**RECEIVED
BY EMAIL**

4/15/2020

ARIZONA CORPORATION COMMISSION
UTILITIES DIVISION

WASTEWATER UTILITY

To

Arizona Corporation Commission

Due on April 15th

Email: rdefafuente@azcc.gov, mail or deliver the completed Annual Report to:

Arizona Corporation Commission
Compliance Section - Utilities Division
1200 West Washington Street
Phoenix, Arizona 85007

Application Type:
Application Date:

ARIZONA CORPORATION COMMISSION
WASTEWATER UTILITY ANNUAL REPORT
Coronado Utilities, Inc.
A Class Utility

For the Calendar Year Ended: 12/31/19

Primary Address:
City: State: Zip Code:

Telephone Number:

Date of Original Organization of Utility:

Person to whom correspondence should be addressed concerning this report:

Name:
Telephone No. :
Address:
City: State: Zip Code:
Email:

Name:
Telephone No. :
Address:
City: State: Zip Code:
Email:

Name:
Telephone No. :
Address:
City: State: Zip Code:
Email:

Name:
Telephone No. :
Address:
City: State: Zip Code:
Email:

Name:
Telephone No. :
Address:
City: State: Zip Code:
Email:

Ownership:

Counties Served:

Important changes during the year
--

	For those companies not subject to the affiliated interest rules, has there been a change in ownership or direct control during the year?
	If yes, please provide specific details in the box below.

	Has the company been notified by any other regulatory authorities during the year, that they are out of compliance?
	If yes, please provide specific details in the box below.

Utility Plant in Service (Wastewater)							
Account No.	Description	Beginning Year Original Cost	Current Year Additions	Current Year Retirements	Adjusted Original Cost	Accumulated Depreciation	OCLD (OC less AD)
351	Organization	\$5,194			\$5,194		\$5,194
352	Franchises				0		0
353	Land and Land Rights	315,001			315,001		315,001
354	Structures and Improvements	22,842			22,842	5,961	16,881
355	Power Generation Equipment				0		0
360	Collections Wastewater - Force				0		0
361	Collections Wastewater - Gravity	59,350	5,765		65,115	14,896	50,219
362	Special Collecting Structures	1,576			1,576	430	1,146
363	Services to Customers				0		0
364	Flow Measuring Devices	23,031			23,031	5,354	17,677
365	Flow Measuring Installations	2,324			2,324	581	1,743
366	Reuse Services				0		0
367	Reuse Meters & Meter Installations				0		0
370	Receiving Wells	16,133			16,133	6,176	9,956
371	Pumping Equipment	70,329	6,338		76,667	64,944	11,724
374	Reuse Distribution Reservoirs				0		0
375	Reuse Trans. And Distr. Equipment				0		0
380	Treatment and Disposal Equipment	3,384,038	8,848		3,392,886	2,135,623	1,257,263
381	Plant Sewers				0		0
382	Outfall Sewer Lines	545,937			545,937	243,310	302,626
389	Other Plant and Misc. Equipment	197,373			197,373	167,449	29,924
390	Office Furniture and Equipment				0		0
390.1	Computer & Software				0		0
391	Transportation Equipment	6,600			6,600	6,600	0
392	Stores Equipment				0		0
393	Tools, Shop and Garage Equipment				0		0
394	Laboratory Equipment				0		0
395	Power Operated Equipment				0		0
396	Communication Equipment				0		0
397	Miscellaneous Equipment				0		0
398	Other Tangible Plant				0		0
	Totals	\$4,649,727	\$20,951	\$0	\$4,670,678	\$2,651,324	\$2,019,354

Instructions: Fill out the Grey Cells with the relevant information. Input 0 or none if there is nothing recorded in that account or there is no applicable information to report.

Coronado Utilities, Inc.
Annual Report
Depreciation Expense for the Current Year (Wastewater)
12/31/19

Depreciation Expense for the Current Year (Wastewater)								
Account No.	Description	Beginning Year Original Cost	Current Year Additions	Current Year Retirements	Adjusted Original Cost	Fully Depreciated/Non-depreciable Plant	Depreciation Percentages	Depreciation Expense
351	Organization	\$5,194	\$0	\$0	\$5,194			\$0
352	Franchises	0	0	0	0			0
353	Land and Land Rights	315,001	0	0	315,001			0
354	Structures and Improvements	22,842	0	0	22,842		3.33%	761
355	Power Generation Equipment	0	0	0	0			0
360	Collections Wastewater - Force	0	0	0	0			0
361	Collections Wastewater - Gravity	59,350	5,765	0	65,115		2.00%	1,245
362	Special Collecting Structures	1,576	0	0	1,576		2.00%	32
363	Services to Customers	0	0	0	0			0
364	Flow Measuring Devices	23,031	0	0	23,031		10.00%	2,303
365	Flow Measuring Installations	2,324	0	0	2,324		10.00%	232
366	Reuse Services	0	0	0	0			0
367	Reuse Meters & Meter Installations	0	0	0	0			0
370	Receiving Wells	16,133	0	0	16,133		3.33%	537
371	Pumping Equipment	70,329	6,338	0	76,667		12.50%	9,187
374	Reuse Distribution Reservoirs	0	0	0	0			0
375	Reuse Trans. And Distr. Equipment	0	0	0	0			0
380	Treatment and Disposal Equipment	3,384,038	8,848	0	3,392,886		5.00%	169,423
381	Plant Sewers	0	0	0	0			0
382	Outfall Sewer Lines	545,937	0	0	545,937		3.33%	18,180
389	Other Plant and Misc. Equipment	197,373	0	0	197,373		6.67%	13,165
390	Office Furniture and Equipment	0	0	0	0			0
390.1	Computer & Software	0	0	0	0			0
391	Transportation Equipment	6,600	0	0	6,600		0.00%	0
392	Stores Equipment	0	0	0	0			0
393	Tools, Shop and Garage Equipment	0	0	0	0			0
394	Laboratory Equipment	0	0	0	0			0
395	Power Operated Equipment	0	0	0	0			0
396	Communication Equipment	0	0	0	0			0
397	Miscellaneous Equipment	0	0	0	0			0
398	Other Tangible Plant	0	0	0	0			0
	Subtotal	\$4,649,727	\$20,951	\$0	\$4,670,678	\$0		\$215,064

Contribution(s) in Aid of Construction (Gross)	\$353,202
Less: Non Amortizable Contribution(s)	
Fully Amortized Contribution(s)	
Amortizable Contribution(s)	<u>\$353,202</u>
Times: Proposed Amortization Rate	4.95%
Amortization of CIAC	\$17,484

Less: Amortization of CIAC

DEPRECIATION EXPENSE

Instructions: Fill out the Grey Cells with the relevant information. Input 0 or none if there is nothing recorded in that account or there is no applicable information to report.

Coronado Utilities, Inc.
Annual Report
Balance Sheet Assets
12/31/19

Balance Sheet Assets				
	Assets		Balance at Beginning of Year (2019)	Balance at End of Year (2019)
Account No.	Current and Accrued Assets			
131	Cash		\$10,941	\$27,151
132	Special Deposits		369,112	328,161
135	Temporary Cash Investments			
141	Customer Accounts Receivable		426,431	338,624
142	Other Accounts Receivable			
143	Accumulated Provision for Uncollectable Accounts		(113,511)	0
146	Notes Receivable from Associated Companies			
151	Plant Material and Supplies			
162	Prepayments			
173	Accrued Utility Revenue			
174	Miscellaneous Current and Accrued Assets		90,622	69,567
	Total Current and Accrued Assets		\$783,595	\$763,503
	Deferred Debits			
186.1	Deferred Rate Case Expense			
	Total Deferred Debits		\$0	\$0
	Fixed Assets			
101	Utility Plant in Service*		\$4,649,727	\$4,670,678
103	Property Held for Future Use			
105	Construction Work in Progress			
108	Accumulated Depreciation (enter as negative)*		(2,436,260)	(2,651,324)
121	Non-Utility Property			
122	Accumulated Depreciation - Non Utility			
	Total Fixed Assets		\$2,213,467	\$2,019,354
	Total Assets		\$2,997,062	\$2,782,857

Instructions: Fill out the Grey Cells with the relevant information. Input 0 or none if there is nothing recorded in that account or there is no applicable information to report.

Note these items feed automatically from the adjusted end of year balance from AR4.

Coronado Utilities, Inc.
 Annual Report
 Balance Sheet Liabilities and Owners Equity

Balance Sheet Liabilities and Owners Equity				
	Liabilities		Balance at Beginning of Year (2019)	Balance at End of Year (2019)
Account No.	Current Liabilities			
231	Accounts Payable		\$41,292	\$30,869
232	Notes Payable (Current Portion)			
234	Notes Payable to Associated Companies			
235	Customer Deposits		22,162	25,800
236	Accrued Taxes		50	50
237	Accrued Interest		31,146	7,005
241	Miscellaneous Current and Accrued Liabilities		22,994	23,063
253	Other Deferred Credits			
	Total Current Liabilities		\$117,644	\$86,788
	Long Term Debt			
224	Long Term Debt (Notes and Bonds)		\$1,495,000	\$1,345,000
	Total Long Term Debt		\$1,495,000	\$1,345,000
	Deferred Credits			
252	Advances in Aid of Construction			
255	Accumulated Deferred Investment Tax Credits			
271	Contributions in Aid of Construction		603,201	603,202
272	Less: Amortization of Contributions		(290,738)	(308,225)
281	Accumulated Deferred Income Tax			
	Total Deferred Credits		\$312,463	\$294,977
	Total Liabilities		\$1,925,107	\$1,726,766
	Capital Accounts			
201	Common Stock Issued		\$277,188	\$277,188
211	Other Paid-In Capital		570,000	570,000
215	Retained Earnings		224,767	208,905
218	Proprietary Capital (Sole Props and Partnerships)			
	Total Capital		\$1,071,955	\$1,056,093
	Total Liabilities and Capital		\$2,997,062	\$2,782,859

Instructions: Fill out the Grey Cells with the relevant information. Input 0 or none if there is nothing recorded in that account or there is no applicable information to report.

Note: Total liabilities and Capital must match total assets for the beginning and end of the year!

Wastewater Comparative Income Statement			
Account No.	Calendar Year	Current Year 01/01/2019 -	Last Year 01/01/2018 -
	Operating Revenue		
521	Flat Rate Revenues	\$854,447	\$871,923
522	Measured Revenues	60,704	53,094
534	Rents from Wastewater Property		
536	Other Wastewater Revenues	52,343	13,530
	Total Revenues	\$967,494	\$938,547
	Operating Expenses		
701	Salaries and Wages	\$123,500	\$142,500
704	Employee Pensions and Benefits	4,201	4,201
710	Purchased Wastewater Treatment		
711	Sludge Removal Expense	12,390	3,993
715	Purchased Power	44,577	47,588
716	Fuel for Power Production		
718	Chemicals	20,311	17,832
720	Materials and Supplies	5,328	4,779
720.1	Repairs and Maintenance	7,789	5,760
720.2	Office Supplies and Expense		
721	Office Expense		
731	Contractual Services -Engineering		
732	Contractual Services - Accounting	5,012	4,700
733	Contractual Services - Legal	39,102	15,779
734	Contractual Services - Management Fees	203,574	205,173
735	Contractual Services - Testing	6,620	6,356
736	Contractual Services - Other	38,148	32,863
740	Rents - Building		
742	Rents - Equipment	570	106
750	Transportation Expenses	614	1,873
757	Insurance - General Liability	5,979	6,421
758	Insurance - Worker's Compensation	1,201	924
759	Insurance - Other	2,448	2,247
760	Advertising Expense	366	366
766	Regulatory Commission Expense - Rate Case		
767	Regulatory Commission Expense - Other	3,376	3,829
770	Bad Debt Expense	65,125	43,284
775	Miscellaneous Expense	11,593	20,357
403	Depreciation Expense (From Schedule AR4)	197,581	195,223
408	Taxes Other Than Income		
408.11	Property Taxes	42,957	41,935
408.12	Payroll Taxes	9,724	11,640
409	Income Taxes		
	Total Operating Expenses	\$852,086	\$819,729
	Operating Income / (Loss)	\$115,407	\$118,818
	Other Income / (Expense)		
414	Gain (Loss) on Dispositions		
419	Interest and Dividend Income	6,339	3,648
421	Non-Utility Income	3,761	2,950
426	Miscellaneous Non-Utility (Expense)		
427	Interest (Expense)	(91,594)	(77,408)
	Total Other Income / (Expense)	(\$81,494)	(\$70,810)
	Net Income / (Loss)	\$33,914	\$48,008

Instructions: Fill out the Grey Cells with the relevant information. Input 0 or none if there is nothing recorded in that account or there is no applicable information to report.

Full time equivalent employees

	Direct Company	Allocated	Outside service	Total
President				0.0
Vice-president				0.0
Manager				0.0
Engineering Staff				0.0
System Operator(s)	1.0			1.0
Customer Service				0.0
Accounting				0.0
Business Office				0.0
Rates Department				0.0
Administrative Staff				0.0
Other				0.0
Total	1.0	0.0	0.0	1.0

Instructions: Fill out the Grey Cells with the relevant information. Input 0 or none if there is nothing recorded in that account or there is no applicable information to report. A full-time employee is based on 2080 total hours per year. Please calculate partial employees using 2080 hours.

Supplemental Financial Data (Long-Term Debt)				
	Loan #1	Loan #2	Loan #3	Loan #4
Date Issued				
Source of Loan	Pinal County Bonds			
ACC Decision No.				
Reason for Loan				
Dollar Amt. Issued	\$2,650,000			
Amount Outstanding	\$1,345,000			
Date of Maturity				
Interest Rate	6.25%			
Current Year Interest	\$91,594.27			
Current Year Principal	\$150,000			

Meter Deposit Balance at Test Year End:	
---	--

Meter Deposits Refunded During the Test Year:	
---	--

List all bonds, notes, loans, and other types of indebtedness in which the proceeds were used in the provision of public utility service. Indebtedness incurred for personal uses by the owner of the utility should not be listed. Input 0 or none if there is nothing to report for that cell.

Wastewater Utility Plant Description

<u>Name of System:</u>	Coronado Utilities, Inc.
<u>Wastewater Inventory Number (if applicable):</u>	
<u>Type of Treatment</u>	Other
<u>Design Capacity of Plant (Gallons per day)</u>	0.350 MGD

LIFT STATION FACILITIES					
Location	Quantity of Pumps	Horsepower Per Pump	Rated Capacity Per Pump (GPM)	Wet Well Capacity (gals)	Year Constructed
Mobile Manor Ocotillo S	2	5	480	2,114	unkn.
Airport Lift Stations, Air	2	5	480	897	unkn.
Effluent Lift Station	2	50	400	20,000	2006

FORCE MAINS		
Size	Material	Length (Feet)
4 inch	ACP/PVC/DIP	4,420
8 inch	E - effluent reclaimed water forced	15,800

MANHOLES	
Type	Quantity
Standard	314
Drop	

CLEANOUTS	
Quantity	
	5

Note: If you are filing for more than one system, please provide separate sheets for each system.

Instructions: Fill out the Grey Cells with the relevent information. Input 0 or none if there is nothing recorded in that account or there is no applicable information to report. Copy and paste this sheet as many times as is necessary.

Wastewater Utility Plant Description (Continued)					
GRAVITY MAINS			SERVICES/LATERALS		
Sizes (inches)	Material	Length (feet)	Size (inches)	Material	Quantity
6	CLAY	44,973	4	Clay/PVC	1,504
8	CLAY	35,068	6		
10	CLAY	6,275	8	Clay/PVC	20
12	CLAY	2,350			
15	CLAY	10,485			

For the following five items, list the utility owned assets in each category for each system.

SOLIDS PROCESSING AND HANDLING FACILITIES	Grit chamber, bar screen, roto-screen; sludge digesting tank with scum pump and sludge drying beds
DISINFECTION EQUIPMENT (Chlorinator, Ultra-Violet, Etc.)	Liquid chlorination system and chlorine contact tank
FILTRATION EQUIPMENT (Rapid Sand, Slow Sand, Activated Carbon, Etc.)	N/A
STRUCTURES (Buildings, Fences, Etc.)	Operations building; Equipment Storage Building with Garage; perimeter fence
Other (Laboratory Equipment, Tools, Vehicles, Standby, Power Generators, Etc.)	Process and testing equipment/bobcat/utility van/jetting machine/flow meters; 150 kw standby generator with transfer switch

Note: If you are filing for more than one system, please provide separate sheets for each system.

Instructions: Fill out the Grey Cells with the relevant information. Input 0 or none if there is nothing recorded in that account or there is no applicable information to report. Copy and paste this sheet as many times as is necessary.

Wastewater Flows					
Month	Number of Services	Total Monthly Sewage Flow (Gallons)	Sewage Flow on Peak Day	Purchased Power Expense ¹	Purchased Power (kWh) ²
January	1,360	4,695,439	192,999	\$3,813	42,576
February	1,347	4,366,311	227,000	3,414	37,484
March	1,325	4,792,429	182,000	3,323	35,635
April	1,318	4,700,266	184,000	3,420	38,904
May	1,309	4,654,510	178,000	3,909	36,256
June	1,305	4,644,891	190,000	4,312	41,712
July	1,305	4,767,455	176,000	4,265	41,383
August	1,302	4,612,109	204,000	4,228	40,112
September	1,311	4,845,280	216,000	4,106	39,819
October	1,312	4,934,720	224,000	4,095	39,268
November	1,308	4,924,691	230,000	3,312	38,597
December	1,308	4,984,306	213,000	3,206	37,462
Totals		56,922,407	2,416,999	\$45,401	469,208

Provide the following information as applicable per wastewater system:

Method of Effluent Disposal	Other
Groundwater Permit Number	N/A
ADEQ Aquifer Protection Permit ("APP") Number	P105607
ADEQ Reuse Permit Number	R105903
EPA NPDES Permil Number	N/A
APP Effluent Treatment Requirement (Class)?	
Permitted Flow Rate	350,000 gpd
Permitted Organic Capacity	
Hydraulic Capacity	350,000 gpd
Type of Biological Treatment	

In the space below, list all violations within the past 12 months:

--

Note: If you are filing for more than one system, please provide separate sheets for each system.

1 Enter the total purchased power costs for the power meters associated with this system.
2 Enter the total purchased kWh used by the power meters associated with this system.

Instructions: Fill out the Grey Cells with the relevent information. Input 0 or none if there is nothing recorded in that account or there is no applicable information to report.

Other Wastewater System Information

Provide a calculation used to determine the value of one wastewater equivalent residential connection (ERC).

Use one of the following methods:

- (a) If actual flow data are available from the preceding 12 months, divide the total annual single family residence (SFR) gallons sold by the average number of single family residence customers for the same period and divide the result by 365 days.
- (b) If no historical flow data are available, use:
 $ERC = (\text{Total SFR gallons treated (Omit 000)} / 365 \text{ days} / 280 \text{ gallons per day})$

For wastewater only utilities:

Subtract all general use and other non residential customer gallons from the total gallons treated. Divide the remainder (SFR customers) by 365 days to reveal single family residence customer gallons per day.

NOTE: Total gallons treated includes both treated and purchased treatment.

ERC
Method used:

What is the present system connection capacity (in ERCs *) using existing lines?

What is the future system connection capacity (in ERCs *) upon service area buildout?

Describe any plans and estimated completion dates for any enlargements or improvements of this system.

If the utility uses reuse as a means of effluent disposal, attach a list of the reuse end users and the amount of reuse provided to each, if known.

Reuse was in place for golf course irrigation for many years until golf course closed (2013)

If the utility does not engage in reuse, has a reuse feasibility study been completed?

If so, when?

Coronado Utilities, Inc.
 Annual Report
 Utility Shutoffs / Disconnects
 12/31/19

Utility Shutoffs / Disconnects	
Name of System:	Coronado Utilities, Inc.
Wastewater Inventory Number (if applicable):	0

Month	Termination without Notice R14-2-609.B	Termination with Notice R14-2-609.C	Other
January			
February			
March			
April			
May			
June			
July			
August			
September			
October			
November			
December			
Total	0	0	0

Other (description):

Instructions: Fill out the Grey Cells with the relevent information. Input 0 or none if there is nothing recorded in that account or there is no applicable information to report.

Property Taxes	
----------------	--

Amount of actual property taxes paid during Calendar Year 2018 was	
--	--

	\$42,957
--	----------

If no property taxes paid, explain why.

Instructions: Fill out the Grey Cells with the relevant information. Input 0 or none if there is nothing recorded in that account or there is no applicable information to report.

Verification and Sworn Statement (Taxes)

Verification: State of Colorado I, the undersigned of the
(state name)

County of (county name): Denver
Name (owner or official) title: Jason Williamson
Company name: Coronado Utilities, Inc.

DO SAY THAT THIS ANNUAL UTILITY PROPERTY TAX AND SALES TAX REPORT TO THE ARIZONA CORPORATION COMMISSION.

FOR THE YEAR ENDING: 12/31/19

HAS BEEN PREPARED UNDER MY DIRECTION, FROM THE ORIGINAL BOOKS, PAPERS AND RECORDS OF SAID UTILITY; THAT I HAVE CAREFULLY EXAMINED THE SAME, AND DECLARE THE SAME TO BE A COMPLETE AND CORRECT STATEMENT OF BUSINESS AND AFFAIRS OF SAID UTILITY FOR THE PERIOD COVERED BY THIS REPORT IN RESPECT TO EACH AND EVERY MATTER AND THING SET FORTH, TO THE BEST OF MY KNOWLEDGE, INFORMATION AND BELIEF.

Sworn Statement: _____

**RECEIVED
BY EMAIL**

4/15/2020

**ARIZONA CORPORATION COMMISSION
UTILITIES DIVISION**

[Handwritten Signature]
signature of owner/official

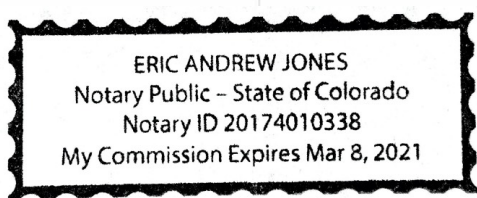
720.949.1384
telephone no.

SUBSCRIBED AND SWORN TO BEFORE ME A NOTARY PUBLIC
IN AND FOR THE COUNTY

THIS 10th DAY OF April 2020
(month) and (year)

MY COMMISSION EXPIRES 3/8/2021
(date)

[Handwritten Signature]
(signature of notary public)



Verification and Sworn Statement

Verification:

State of Colorado I, the undersigned of the
(state name)
County of (county name): Denver
Name (owner or official) title: Jason Williamson
Company name: Coronado Utilities, Inc.

DO SAY THAT THIS ANNUAL UTILITY PROPERTY TAX AND SALES TAX REPORT TO THE ARIZONA CORPORATION COMMISSION.

FOR THE YEAR ENDING: 12/31/19

HAS BEEN PREPARED UNDER MY DIRECTION, FROM THE ORIGINAL BOOKS, PAPERS AND RECORDS OF SAID UTILITY; THAT I HAVE CAREFULLY EXAMINED THE SAME, AND DECLARE THE SAME TO BE A COMPLETE AND CORRECT STATEMENT OF BUSINESS AND AFFAIRS OF SAID UTILITY FOR THE PERIOD COVERED BY THIS REPORT IN RESPECT TO EACH AND EVERY MATTER AND THING SET FORTH, TO THE BEST OF MY KNOWLEDGE, INFORMATION AND BELIEF.

Sworn Statement: IN ACCORDANCE WITH THE REQUIREMENTS OF TITLE 40, ARTICLE 8, SECTION 40-401, ARIZONA REVISED STATUTES, IT IS HEREIN REPORTED THAT THE GROSS OPERATING REVENUE OF SAID UTILITY DERIVED FROM ARIZONA INTRASTATE UTILITY OPERATIONS DURING THE CALENDAR YEAR WAS:

Arizona Intrastate Gross Operating Revenues Only (\$)

\$967,494

(The amount in the box above includes

\$0 in sales taxes
billed or collected)

RECEIVED
BY EMAIL

4/15/2020

ARIZONA CORPORATION COMMISSION
UTILITIES DIVISION



signature of owner/official

720.949.1384

telephone no.

SUBSCRIBED AND SWORN TO BEFORE ME A NOTARY PUBLIC
IN AND FOR THE COUNTY

THIS

10th

DAY OF

Denver
(county name)
April 2020
(month) and (year)

MY COMMISSION EXPIRES

3/8/2021
(date)

ERIC ANDREW JONES
Notary Public - State of Colorado
Notary ID 20174010338
My Commission Expires Mar 8, 2021



(signature of notary public)

Verification and Sworn Statement (Residential Revenue)

Verification:

State of Colorado I, the undersigned of the
(state name)

County of (county name): Denver
Name (owner or official) title: Jason Williamson
Company name: Coronado Utilities, Inc.

DO SAY THAT THIS ANNUAL UTILITY PROPERTY TAX AND SALES TAX REPORT TO THE ARIZONA CORPORATION COMMISSION.

FOR THE YEAR ENDING: 12/31/19

HAS BEEN PREPARED UNDER MY DIRECTION, FROM THE ORIGINAL BOOKS, PAPERS AND RECORDS OF SAID UTILITY; THAT I HAVE CAREFULLY EXAMINED THE SAME, AND DECLARE THE SAME TO BE A COMPLETE AND CORRECT STATEMENT OF BUSINESS AND AFFAIRS OF SAID UTILITY FOR THE PERIOD COVERED BY THIS REPORT IN RESPECT TO EACH AND EVERY MATTER AND THING SET FORTH, TO THE BEST OF MY KNOWLEDGE, INFORMATION AND BELIEF.

Sworn Statement: IN ACCORDANCE WITH THE REQUIREMENTS OF TITLE 40, ARTICLE 8, SECTION 40-401, ARIZONA REVISED STATUTES, IT IS HEREIN REPORTED THAT THE GROSS OPERATING REVENUE OF SAID UTILITY DERIVED FROM ARIZONA INTRASTATE UTILITY OPERATIONS RECEIVED FROM RESIDENTIAL CUSTOMERS DURING THE CALENDAR YEAR WAS:

Arizona Intrastate Gross Operating Revenues Only (\$)

\$967,494

(The amount in the box above includes
\$0 in sales taxes
billed or collected)

**RECEIVED
BY EMAIL**

4/15/2020

ARIZONA CORPORATION COMMISSION
UTILITIES DIVISION


signature of owner/official

720.949.1384
telephone no.


SUBSCRIBED AND SWORN TO BEFORE ME A NOTARY PUBLIC
IN AND FOR THE COUNTY

Denver
(county name)

THIS 10th DAY OF April 2020
(month) and (year)

MY COMMISSION EXPIRES 3/8/2021
(date)

ERIC ANDREW JONES
Notary Public - State of Colorado
Notary ID 20174010338
My Commission Expires Mar 8, 2021


(signature of notary public)

Full Gross-up Method for Income Tax Statement of Certification

Verification:

State of Colorado I, the undersigned of the
(state name)

County of (county name): Denver
Name (owner or official) title: Jason Williamson
Company name: Coronado Utilities, Inc.

FOR THE YEAR ENDING: 12/31/19

Sworn Statement:

IN ACCORDANCE WITH THE REQUIREMENTS OF DECISION NO. 77084, BECAUSE THE UTILITY REQUIRES THE GROSS UP OF ADVANCES AND CONTRIBUTIONS, I HEREBY STATE THAT THE UTILITY HAS NOT INCURRED NOR IS EXPECTED TO INCUR A NET INCREASE IN CURRENT INCOME TAX EXPENSE OR A DECREASE IN DEFERRED TAX ASSET FOR A CARRY FORWARD ACCORDING TO GAAP IN AN AMOUNT EQUAL TO OR GREATER THAN THE AMOUNT OF THE REQUIRED GROSS UP PAID BY DEVELOPERS IN THE PERIOD COVERED BY THIS ANNUAL REPORT.

**RECEIVED
BY EMAIL**

4/15/2020

ARIZONA CORPORATION COMMISSION
UTILITIES DIVISION



signature of owner/official

720.949.1384

telephone no.

SUBSCRIBED AND SWORN TO BEFORE ME A NOTARY PUBLIC
IN AND FOR THE COUNTY

Denver
(county name)

THIS

10th

DAY OF


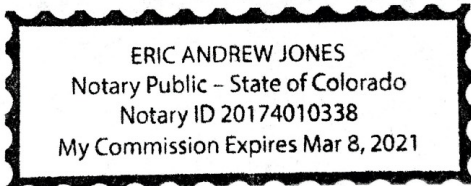
April 2020

(month) and (year)

MY COMMISSION EXPIRES

3/8/2021

(date)



(signature of notary public)