

**ARIZONA CORPORATION COMMISSION**  
**UTILITIES DIVISION**

ANNUAL REPORT MAILING LABEL – MAKE CHANGES AS NECESSARY

**W-02304A**

Community Water Co. of Green Valley  
1501 S. La Canada Dr.  
Green Valley, AZ 85622-1600

RECEIVED

APR 18 2011

ACC UTILITIES DIRECTOR

**ANNUAL REPORT**  
**Water**

**FOR YEAR ENDING**

<b>12</b>	<b>31</b>	<b>2010</b>
-----------	-----------	-------------

FOR COMMISSION USE

<b>ANN 04</b>	<b>10</b>
---------------	-----------

4-25-11

**COMPANY INFORMATION**

<b>Company Name (Business Name)</b> <u>Community Water Co. of Green Valley</u>		
Mailing Address <u>1501 S La Canada Drive</u>		
<small>(Street)</small> <b>Green Valley</b>	<b>Arizona</b>	<b>85614-1600</b>
<small>(City)</small>	<small>(State)</small>	<small>(Zip)</small>
<b>(520) 625-8409</b>	<b>(520) 625-1951</b>	
<small>Telephone No. (Include Area Code)</small>	<small>Fax No. (Include Area Code)</small>	<small>Cell No. (Include Area Code)</small>
Email Address <u>pierre@communitywater.com</u>		
<b>Local Office Mailing Address</b> _____		
<small>(Street)</small>		
<small>(City)</small>	<small>(State)</small>	<small>(Zip)</small>
<small>Local Office Telephone No. (Include Area Code)</small>	<small>Fax No. (Include Area Code)</small>	<small>Cell No. (Include Area Code)</small>
Email Address _____		

**MANAGEMENT INFORMATION**

<input type="checkbox"/> <b>Regulatory Contact:</b>			
<input checked="" type="checkbox"/> <b>Management Contact:</b>			
	<u>Arturo R. Gabaldon</u>	<u>President</u>	
	<small>(Name)</small>	<small>(Title)</small>	
<u>1501 S La Canada</u>	<u>Green Valley</u>	<u>AZ</u>	<u>85614</u>
<small>(Street)</small>	<small>(City)</small>	<small>(State)</small>	<small>(Zip)</small>
<b>(520) 625-8409</b>	<b>(520) 625-1951</b>		
<small>Telephone No. (Include Area Code)</small>	<small>Fax No. (Include Area Code)</small>	<small>Cell No. (Include Area Code)</small>	
Email Address <u>arturo@communitywater.com</u>			
<b>On Site Manager:</b> <u>same as above</u>			
	<small>(Name)</small>		
<small>(Street)</small>	<small>(City)</small>	<small>(State)</small>	<small>(Zip)</small>
<small>Telephone No. (Include Area Code)</small>	<small>Fax No. (Include Area Code)</small>	<small>Cell No. (Include Area Code)</small>	
Email Address _____			

<b>Statutory Agent:</b>		Arturo Gabaldon	
		(Name)	
1501 S. La Canada Dr.	Green Valley	AZ	85614
(Street)	(City)	(State)	(Zip)
(520) 625-8409	(520) 625-1951		
Telephone No. (Include Area Code)	Fax No. (Include Area Code)	Cell No. (Include Area Code)	
<b>Attorney:</b>		Jason Gellman	
		(Name)	
One Arizona Center	Phoenix	AZ	85004
(Street)	(City)	(State)	(Zip)
(602) 256-6100	(602) 256-6800		
Telephone No. (Include Area Code)	Fax No. (Include Area Code)	Cell No. (Include Area Code)	
<b>Email Address</b>		jgellman@rdp-law.com	

### OWNERSHIP INFORMATION

Check the following box that applies to your company:

<input type="checkbox"/> Sole Proprietor (S)	<input type="checkbox"/> C Corporation (C) (Other than Association/Co-op)
<input type="checkbox"/> Partnership (P)	<input type="checkbox"/> Subchapter S Corporation (Z)
<input type="checkbox"/> Bankruptcy (B)	<input checked="" type="checkbox"/> Association/Co-op (A)
<input type="checkbox"/> Receivership (R)	<input type="checkbox"/> Limited Liability Company
<input type="checkbox"/> Other (Describe) _____	

### COUNTIES SERVED

Check the box below for the county/ies in which you are certificated to provide service:

<input type="checkbox"/> APACHE	<input type="checkbox"/> COCHISE	<input type="checkbox"/> COCONINO
<input type="checkbox"/> GILA	<input type="checkbox"/> GRAHAM	<input type="checkbox"/> GREENLEE
<input type="checkbox"/> LA PAZ	<input type="checkbox"/> MARICOPA	<input type="checkbox"/> MOHAVE
<input type="checkbox"/> NAVAJO	<input checked="" type="checkbox"/> PIMA	<input type="checkbox"/> PINAL
<input type="checkbox"/> SANTA CRUZ	<input type="checkbox"/> YAVAPAI	<input type="checkbox"/> YUMA
<input type="checkbox"/> STATEWIDE		

COMPANY NAME Community Water Co. of Green Valley

**UTILITY PLANT IN SERVICE**

Acct. No.	DESCRIPTION	Original Cost (OC)	Accumulated Depreciation (AD)	O.C.L.D. (OC less AD)
301	Organization			
302	Franchises			
303	Land and Land Rights			
304	Structures and Improvements			
307	Wells and Springs			
311	Pumping Equipment			
320	Water Treatment Equipment			
330	Distribution Reservoirs and Standpipes			
331	Transmission and Distribution Mains			
333	Services			
334	Meters and Meter Installations	See Exhibit A		
335	Hydrants			
336	Backflow Prevention Devices			
339	Other Plant and Misc. Equipment			
340	Office Furniture and Equipment			
341	Transportation Equipment			
343	Tools, Shop and Garage Equipment			
344	Laboratory Equipment			
345	Power Operated Equipment			
346	Communication Equipment			
347	Miscellaneous Equipment			
348	Other Tangible Plant			
	<b>TOTALS</b>		12,137,186.93	

This amount goes on the Balance Sheet Acct. No. 108




Exhibit A

ACC Acct #	ACCT	SUB	DESCRIPTION	COST 12/31/2009	ADDITIONS (OTHER)	RETIREMENTS	COST 12/31/2010	ACC Rates	ACC DEPR 12/31/2009	ACC Adjust. 2010	Depreciation Expense 2010	Retirements & Salvage Value 2010	ACC DEPR 12/31/2010
301	101-01	-301	Organization	47,863.07			47,863.07	0.00%	47,867.98		0.00	0.00	47,867.98
302	101-02	-302	Franchise	243.65			243.65	0.00%	135.66		0.00	0.00	135.66
303	101-05	(310-03)	Other Source of Supply Land	102,700.64			102,700.64	0.00%	0.00		0.00	0.00	0.00
307	101-09	-314	Wells	2,093,848.34			2,093,848.34	3.33%	228,861.38	726.14	69,725.15	0.00	299,312.67
303	101-13	-320	Pumping Land	219.77			219.77	0.00%	0.00		Land=N/A	0.00	0.00
304.1	101-17	-321	Pumping Structure	24,669.30			24,669.30	3.33%	2,850.83		821.49	0.00	3,672.32
311	101-21	-325	Pumping Equip Electr	3,469,786.44	5,260.37		3,475,046.81	12.50%	1,160,398.38		434,052.08	0.00	1,594,450.46
311.1	101-25	-328	Pumping Equip Gas	122,125.94			122,125.94	12.50%	56,555.87		15,265.74	0.00	71,821.61
304.2	101-27	-331	Water Treatment Struct	141,881.67			141,881.67	3.33%	19,023.82		4,724.66	0.00	23,748.48
320	101-29	-332	Water Treatment Equip	4,367,928.45			4,367,928.45	3.33%	386,817.19		145,452.02	0.00	532,269.20
330	101-33	-342	Tanks Reservoirs	1,064,731.79			1,064,731.79	2.22%	425,583.25		23,637.05	0.00	449,220.29
331	101-37	-343	Mains	18,633,765.55	26,518.04	-594.00	18,659,689.59	2.00%	4,314,967.68		372,934.55	-594.00	4,687,308.24
101-41		-344	Fire Sprinkler Taps	289,635.59			289,635.59	3.33%	98,586.87		9,644.87	0.00	108,231.73
333	101-45	-345	Services	4,077,186.38	151,649.43	-6,939.57	4,221,896.24	3.33%	1,149,375.55		138,179.73	-6,939.57	1,280,615.70
334	101-49	-346	Meters	827,381.39	152,452.72	-35,010.24	944,823.87	8.33%	192,350.58		73,812.35	-35,010.24	231,152.69
335	101-53	-348	Hydrants	1,921,328.05	518.10		1,921,846.15	2.00%	501,434.71		38,431.76	0.00	539,866.47
303	101-57	-389	Land- Ware house Well #7	45,101.94			45,101.94	0.00%	0.00		Land=N/A	0.00	0.00
339	101-61	-390	#4 Warehouse & La Canada booster	22,975.68			22,975.68	6.67%	13,669.75		1,532.48	0.00	15,202.23
339	101-65	(390-01)	Office Building	360,288.88			360,288.88	6.67%	234,821.47		24,031.27	0.00	258,652.74
339	101-69	(390-02)	Warehouse Ward Lane	175,692.28			175,692.28	6.67%	100,375.96		11,718.68	0.00	112,094.64
303	101-70	(390-03)	Land Purchase Office Building	22,567.00			22,567.00	0.00%	0.00		Land=N/A	0.00	0.00
101-73		-391	Office Furniture & Equip	145,124.75	14,142.31	-10,000.00	149,267.06	6.67%	30,389.02		9,817.97	-10,000.00	30,206.98
101-77		(391-01)	Office Equip Burroughs	0.00			0.00	0.00%	-7,500.81		FD	0.00	-7,500.81
342	101-87	-393	Stores Equipment	2,441.14			2,441.14	4.00%	1,213.52		97.65	0.00	1,311.16
343	101-89	-394	Tools Etc.	102,951.40	108.01		103,059.41	5.00%	15,018.75		5,150.27	0.00	20,169.02
344	101-91	-395	Laboratory Equipment	14,344.64			14,344.64	10.00%	2,408.48	2,400.00	1,434.46	0.00	6,242.95
345	101-93	-396	Power Operated Equipment	74,690.52	2,045.63		76,736.15	5.00%	11,329.73		3,785.67	0.00	15,115.39
346	101-97	-397	Communication Equipment	70,903.83	2,680.35		73,584.18	10.00%	38,423.80		7,224.40	0.00	45,648.20
348	101-98	-398	Safety Equipment	738.46			738.46	10.00%	267.51		73.85	0.00	341.35
340.1	101-81+	(391-02)	Office Equip Computer	274,288.84	16,449.81	-14,000.00	276,738.65	20.00%	232,091.46		55,102.75	-14,000.00	273,194.21
101-95		(396-01)	Depr 111-10	38,497,406.38	371,824.77	-66,543.81	38,802,687.34	5.00%	9,256,838.38	3,126.14	1,446,650.86	-66,543.81	10,640,071.57
101-95		(396-01)	Backhoe	107,179.07			107,179.07	5.00%	93,983.33		5,358.95	0.00	99,342.28
101-85		-392	Vehicles	38,604,585.45	371,824.77	-66,543.81	38,909,866.41	20.00%	9,350,821.71	3,126.14	1,452,009.82	-66,543.81	10,739,413.86
115-00			CWC(North) Plant Acq Adj	437,109.00			437,109.00				0.00		437,109.00
117-00			Plant Acquisition Adj (Deprac 118-00)	628,542.94			628,542.94				15,516.00		512,635.37
				40,175,548.94	444,003.76	-196,005.64	40,423,547.06		10,790,361.63	3,126.14	1,529,004.80	-185,305.64	12,137,186.93

COMPANY NAME Community Water Co. of Green Valley

**CALCULATION OF DEPRECIATION EXPENSE FOR CURRENT YEAR**

Acct. No.	DESCRIPTION	Original Cost (1)	Depreciation Percentage (2)	Depreciation Expense (1x2)
301	Organization			
302	Franchises			
303	Land and Land Rights			
304	Structures and Improvements			
307	Wells and Springs			
311	Pumping Equipment			
320	Water Treatment Equipment			
330	Distribution Reservoirs and Standpipes	See Exhibit A for amts and Exhibit B for reconciliation		
331	Transmission and Distribution Mains			
333	Services			
334	Meters and Meter Installations			
335	Hydrants			
336	Backflow Prevention Devices			
339	Other Plant and Misc. Equipment			
340	Office Furniture and Equipment			
341	Transportation Equipment			
343	Tools, Shop and Garage Equipment			
344	Laboratory Equipment			
345	Power Operated Equipment			
346	Communication Equipment			
347	Miscellaneous Equipment			
348	Other Tangible Plant			
	<b>TOTALS</b>			<b>897,176</b>

This amount goes on the Comparative Statement of Income and Expense Acct. No. 403.

# EXHIBIT B

## Reconciliation of Exhibit A to ACC Acct No. 403 on Comparative Stmts Of Income and Expense

---

Utility Plant Depr.	1,446,650.86	Per Exhibit A
ACC Adj 2010	3,126.14	Per Exhibit A
Plant Acquis. Adj	15,516.00	Per Exhibit A
PY Adjust. (Backhoe)	(857.42)	
CIAC Amortization	<u>(613,981.37)</u>	
Depreciation per Audited Stmts	<u>850,454.21</u>	
Total Vehicle Depr	61478.99	Per Exhibit A
Adj. for capitalized Veh Depr.	<u>-14658.58</u>	
	46,820.41	
<b>Total Depr. Expns. ACC Report</b>	<b>897,274.62</b>	

**BALANCE SHEET**

<b>Acct No.</b>	<b>ASSETS</b>	<b>BALANCE AT BEGINNING OF YEAR</b>	<b>BALANCE AT END OF YEAR</b>
	<b>CURRENT AND ACCRUED ASSETS</b>		
131	Cash	\$ 775,941	\$ 601,883
134	Working Funds		
135	Temporary Cash Investments	413,665	710,909
141	Customer Accounts Receivable	251,937	359,060
146	Notes/Receivables from Associated Companies		
151	Plant Material and Supplies	48,624	47,318
162	Prepayments	31,003	25,245
174	Miscellaneous Current and Accrued Assets		
	<b>TOTAL CURRENT AND ACCRUED ASSETS</b>	\$ 1,521,170	\$ 1,744,415
	<b>FIXED ASSETS</b>		
101	Utility Plant in Service	\$ 40,172,779	\$ 40,423,547
103	Property Held for Future Use		
105	Construction Work in Progress	25,461	62,666
108	Accumulated Depreciation – Utility Plant	-10,790,362	-12,137,187
121	Non-Utility Property	2,126,926	2,192,033
122	Accumulated Depreciation – Non Utility		
	<b>TOTAL FIXED ASSETS</b>	\$ 31,534,805	\$ 30,541,059
	<b>TOTAL ASSETS</b>	\$ 33,055,974	\$ 32,285,474

**NOTE:** The Assets on this page should be equal to **Total Liabilities and Capital** on the following page.

COMPANY NAME

Community Water Co. of Green Valley

**BALANCE SHEET (CONTINUED)**

Acct. No.		BALANCE AT BEGINNING OF YEAR	BALANCE AT END OF YEAR
	<b>LIABILITIES</b>		
	<b>CURRENT LIABILITES</b>		
231	Accounts Payable	\$ 137,646	\$ 93,372
232	Notes Payable (Current Portion)	341,995	352,473
234	Notes/Accounts Payable to Associated Companies		
235	Customer Deposits		
236	Accrued Taxes	83,429	85,894
237	Accrued Interest	7,077	5,625
241	Miscellaneous Current and Accrued Liabilities	190,539	208,285
	<b>TOTAL CURRENT LIABILITIES</b>	\$ 760,686	\$ 745,649
	<b>LONG-TERM DEBT (Over 12 Months)</b>		
224	Long-Term Notes and Bonds	\$ 2,869,764	\$ 2,517,292
	<b>DEFERRED CREDITS</b>		
251	Unamortized Premium on Debt Maintenance Reserves	\$ 135,141	\$ 155,697
252	Advances in Aid of Construction	9,415,127	8,896,735
255	Accumulated Deferred Investment Tax Credits		
271	Contributions in Aid of Construction	15,221,365	15,660,680
272	Less: Amortization of Contributions	-2,208,546	-2,822,528
281	Accumulated Deferred Income Tax		
	<b>TOTAL DEFERRED CREDITS</b>	\$ 22,563,087	\$ 21,890,584
	<b>TOTAL LIABILITIES</b>	\$ 26,193,537	\$ 25,153,525
	<b>CAPITAL ACCOUNTS</b>		
201	Common Stock Issued	\$	\$
211	Paid in Capital in Excess of Par Value	48,010	48,010
215	Retained Earnings	6,814,427	7,083,939
218	Proprietary Capital (Sole Props and Partnerships)		
	<b>TOTAL CAPITAL</b>	\$ 6,862,437	\$ 7,131,949
	<b>TOTAL LIABILITIES AND CAPITAL</b>	\$ 33,055,974	\$ 32,285,474

**COMPARATIVE STATEMENT OF INCOME AND EXPENSE**

<b>Acct. No.</b>	<b>OPERATING REVENUES</b>	<b>PRIOR YEAR</b>	<b>CURRENT YEAR</b>
461	Metered Water Revenue	\$ 3,135,194	\$ 3,680,888
460	Unmetered Water Revenue	6,208	33,587
474	Other Water Revenues	21,012	132,272
	<b>TOTAL REVENUES</b>	<b>\$ 3,162,414</b>	<b>\$ 3,846,747</b>
	<b>OPERATING EXPENSES</b>		
601	Salaries and Wages	\$ 840,486	\$ 836,102
610	Purchased Water		
615	Purchased Power	215,117	214,117
618	Chemicals	32,193	28,217
620	Repairs and Maintenance	82,544	96,519
621	Office Supplies and Expense	5,461	4,139
630	Outside Services	94,003	297,943
635	Water Testing	18,059	28,623
641	Rents	2,665	2,665
650	Transportation Expenses	110,482	68,484
657	Insurance – General Liability	49,344	47,530
659	Insurance - Health and Life	190,395	207,510
666	Regulatory Commission Expense – Rate Case	31,683	33,693
675	Miscellaneous Expense	415,581	261,453
403	Depreciation Expense	949,256	897,176
408	Taxes Other Than Income	259,101	325,776
408.11	Property Taxes	104,507	110,183
409	Income Tax		
	<b>TOTAL OPERATING EXPENSES</b>	<b>\$ 3,400,877</b>	<b>\$ 3,460,130</b>
	<b>OPERATING INCOME/(LOSS)</b>	<b>\$ -238,463</b>	<b>\$ 386,617</b>
	<b>OTHER INCOME/(EXPENSE)</b>		
419	Interest and Dividend Income	\$ 9,796	\$ 23,431
421	Non-Utility Income	10,804	27,395
426	Miscellaneous Non-Utility Expenses		
427	Interest Expense	-130,090	-149,815
	<b>TOTAL OTHER INCOME/(EXPENSE)</b>	<b>\$ -109,490</b>	<b>\$ -98,989</b>
	<b>NET INCOME/(LOSS)</b>	<b>\$ -347,953</b>	<b>\$ 287,628</b>

Outside services changed due to the following: use of Temp Agency to replace Full Time Employee in 2009. Billing Company and Lockbox Companies were included under Miscellaneous Expenses prior to 2010.

**SUPPLEMENTAL FINANCIAL DATA**  
**Long-Term Debt**

	<b>LOAN #1</b>	<b>LOAN #2</b>	<b>LOAN #3</b>	<b>LOAN #4</b>
Date Issued	11/15/2009			
Source of Loan	JP Morgan Chase			
ACC Decision No.	71259			
Reason for Loan	Refinancing debt for plant expansion			
Dollar Amount Issued	\$ 2,810,000	\$	\$	\$
Amount Outstanding	\$ 2,657,792	\$	\$	\$
Date of Maturity	11/15/2014			
Interest Rate	see below (1) %	%	%	%
Current Year Interest	\$ 117,537	\$	\$	\$
Current Year Principle	\$ 140,500	\$	\$	\$

Meter Deposit Balance at Test Year End \$ 28,163.07

Meter Deposits Refunded During the Test Year \$ 2,500.81

(\* ) CB Floating Rate Advance Plus One

<b>COMPANY NAME</b>	Community Water Co. of Green Valley	
<b>Name of System:</b>	<b>ADEQ Public Water System Number:</b>	10-004

**WATER COMPANY PLANT DESCRIPTION**

**WELLS**

<b>ADWR ID Number*</b>	<b>Pump Horsepower</b>	<b>Pump Yield (gpm)</b>	<b>Casing Depth (Feet)</b>	<b>Casing Diameter (Inches)</b>	<b>Meter Size (inches)</b>	<b>Year Drilled</b>
55-627485	250	650	837	16"	1-6" & 1-10"	1977
55-588121	250	1200	1000	16"	1-8" & 1-12"	2002
55-207982	400	2400	1140	20"	1-12"	2005
55-608518	400	2400	2786	16"	1-12"	1964

\* Arizona Department of Water Resources Identification Number

**OTHER WATER SOURCES**

<b>Name or Description</b>	<b>Capacity (gpm)</b>	<b>Gallons Purchased or Obtained (in thousands)</b>
N/A		

<b>BOOSTER PUMPS</b>		<b>FIRE HYDRANTS</b>	
<b>Horsepower</b>	<b>Quantity</b>	<b>Quantity Standard</b>	<b>Quantity Other</b>
40 HP @ Res #1 152 HP Gas Engine	1	990	
30 HP LCB	1		
100 HP @ Well #10	5		
125 HP @ Well #11 10 HP @ FMI Service	5 2		

<b>STORAGE TANKS</b>		<b>PRESSURE TANKS</b>	
<b>Capacity</b>	<b>Quantity</b>	<b>Capacity</b>	<b>Quantity</b>
1 Million Gal.	3	7,500	1
2 Million Gal.	1	5,000	2
300,000 Gal.	2		

*Note: If you are filing for more than one system, please provide separate sheets for each system.*

<b>COMPANY NAME</b>	Community Water Company of Green Valley
<b>Name of System:</b>	<b>ADEQ Public Water System Number: 10-004</b>

**WATER COMPANY PLANT DESCRIPTION (CONTINUED)**

**MAINS**

Size (in inches)	Material	Length (in feet)
2	CU & PVC	7,050
3	CU & PVC	8,167
4	CA & DI	53,059
5	CA & DI	0
6	CA & DI	314,399
8	CA & DI	236,205
10	CA & DI	6,799
12	CA & DI	110,135
16	CA & DI	45,450

**CUSTOMER METERS**

Size (in inches)	Quantity
5/8 X 3/4	9804
3/4	89
1	516
1 1/2	71
2	160
Comp. 3	
Turbo 3	70
Comp. 4	
Turbo 4	1
Comp. 6	
Turbo 6	2

**For the following three items, list the utility owned assets in each category for each system.**

**TREATMENT EQUIPMENT:**

4 Arsenic Treatment Systems

---



---



---



---



---

**STRUCTURES:**

Office Building, Warehouse and Storage Building

---



---



---



---



---

**OTHER:**

Flat Bed Trailer, Service Trucks, Backhoes, Dump Bed Trailer, Air Compressor/Equipment Trailer, Welding, Sanding, Plumbing, Painting and other equipment necessary to perform duties of water utility

---



---



---

*Note: If you are filing for more than one system, please provide separate sheets for each system.*

<b>COMPANY NAME:</b>	Community Water Company of Green Valley
<b>Name of System:</b>	ADEQ Public Water System Number: 10-004

**WATER USE DATA SHEET BY MONTH FOR CALENDAR YEAR 2010**

MONTH	NUMBER OF CUSTOMERS	GALLONS SOLD (Thousands)	GALLONS PUMPED (Thousands)	GALLONS PURCHASED (Thousands)
JANUARY	12,678	62,290.6	55,845.4	0
FEBRUARY	12,697	54,653.8	57,969.2	0
MARCH	12,708	52,278.6	68,859.3	0
APRIL	12,713	65,855.0	77,760.8	0
MAY	12,749	71,989.1	73,256.4	0
JUNE	12,744	70,179.8	81,404.3	0
JULY	12,754	80,641.0	79,069.7	0
AUGUST	12,746	63,168.7	65,898.0	0
SEPTEMBER	12,756	61,354.4	67,419.5	0
OCTOBER	12,751	65,170.5	70,314.3	0
NOVEMBER	12,740	62,698.6	66,904.2	0
DECEMBER	12,745	60,310.0	68,535.3	0
<b>TOTALS →</b>		770,590.1	833,236.4	0

What is the level of arsenic for each well on your system? \_\_\_\_\_ mg/l  
*(If more than one well, please list each separately.)*

#6-.006 mg/l; #9-.006 mg/l; #10-.006 mg/l; #11-.006 mg/l  
 If system has fire hydrants, what is the fire flow requirement? N/A GPM for \_\_\_\_\_ hrs

If system has chlorination treatment, does this treatment system chlorinate continuously?  
 Yes       No

Is the Water Utility located in an ADWR Active Management Area (AMA)?  
 Yes       No

Does the Company have an ADWR Gallons Per Capita Per Day (GPCPD) requirement?  
 Yes       No

If yes, provide the GPCPD amount: \_\_\_\_\_ N/A

***Note: If you are filing for more than one system, please provide separate data sheets for each system.***

<b>COMPANY NAME:</b>	Community Water Company of Green Valley		
<b>Name of System:</b>	<b>ADEQ Public Water System Number:</b>	10-004	

**UTILITY SHUTOFFS / DISCONNECTS**

<b>MONTH</b>	<b>Termination without Notice R14-2-410.B</b>	<b>Termination with Notice R14-2-410.C</b>	<b>OTHER</b>
JANUARY	0	57	0
FEBRUARY	0	44	0
MARCH	0	36	0
APRIL	0	39	0
MAY	0	41	0
JUNE	0	67	0
JULY	0	45	0
AUGUST	0	42	0
SEPTEMBER	0	56	0
OCTOBER	0	45	0
NOVEMBER	0	47	0
DECEMBER	0	48	0
<b>TOTALS →</b>	0	567	0

OTHER (description):

---



---



---



---



---



---



---

COMPANY NAME Community Water Company of Green Valley YEAR ENDING 12/31/2010

**PROPERTY TAXES**

Amount of actual property taxes paid during Calendar Year 2010 was: \$ 107,345.66

Attach to this annual report proof (e.g. property tax bills stamped "paid in full" or copies of cancelled checks for property tax payments) of any and all property taxes paid during the calendar year.

If no property taxes paid, explain why. N/A

---

---

---

---

**VERIFICATION  
AND  
SWORN STATEMENT**  
Taxes

RECEIVED  
APR 12 2011  
ACC UTILITIES DIRECTOR

**VERIFICATION**

STATE OF Arizona

I, THE UNDERSIGNED  
OF THE

<small>COUNTY OF (COUNTY NAME)</small>	PIMA
<small>NAME (OWNER OR OFFICIAL) TITLE</small>	Pierre Hanhart, Controller
<small>COMPANY NAME</small>	Community Water Co. of Green Valley

**DO SAY THAT THIS ANNUAL UTILITY PROPERTY TAX AND SALES TAX REPORT TO THE ARIZONA CORPORATION COMMISSION**

FOR THE YEAR ENDING

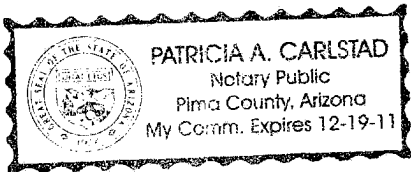
<small>MONTH</small>	<small>DAY</small>	<small>YEAR</small>
12	31	2010

**HAS BEEN PREPARED UNDER MY DIRECTION, FROM THE ORIGINAL BOOKS, PAPERS AND RECORDS OF SAID UTILITY; THAT I HAVE CAREFULLY EXAMINED THE SAME, AND DECLARE THE SAME TO BE A COMPLETE AND CORRECT STATEMENT OF BUSINESS AND AFFAIRS OF SAID UTILITY FOR THE PERIOD COVERED BY THIS REPORT IN RESPECT TO EACH AND EVERY MATTER AND THING SET FORTH, TO THE BEST OF MY KNOWLEDGE, INFORMATION AND BELIEF.**

**SWORN STATEMENT**

**I HEREBY ATTEST THAT ALL PROPERTY TAXES FOR SAID COMPANY ARE CURRENT AND PAID IN FULL.**

**I HEREBY ATTEST THAT ALL SALES TAXES FOR SAID COMPANY ARE CURRENT AND PAID IN FULL.**



Pierre Hanhart  
SIGNATURE OF OWNER OR OFFICIAL  
(520) 625-8409  
TELEPHONE NUMBER

**SUBSCRIBED AND SWORN TO BEFORE ME**

A NOTARY PUBLIC IN AND FOR THE COUNTY OF

THIS 11th DAY OF

(SEAL)

<small>COUNTY NAME</small>	PIMA
<small>MONTH</small>	APRIL
	2010

Patricia A. Carlstad  
SIGNATURE OF NOTARY PUBLIC

MY COMMISSION EXPIRES 12-19-11



**VERIFICATION  
AND  
SWORN STATEMENT  
Intrastate Revenues Only**

RECEIVED  
MAY 13 2011  
ACC UTILITIES DIRECTOR

**VERIFICATION**

STATE OF ARIZONA

I, THE UNDERSIGNED

OF THE

COUNTY OF (COUNTY NAME)	PIMA
NAME (OWNER OR OFFICIAL) TITLE	PIERRE HANHART, CONTROLLER
COMPANY NAME	COMMUNITY WATER CO. OF GREEN VALLEY

**DO SAY THAT THIS ANNUAL UTILITY REPORT TO THE ARIZONA CORPORATION COMMISSION**

**FOR THE YEAR ENDING**

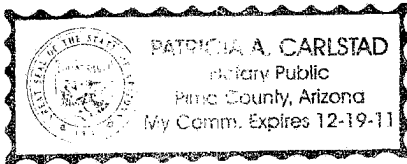
MONTH	DAY	YEAR
12	31	2010

**HAS BEEN PREPARED UNDER MY DIRECTION, FROM THE ORIGINAL BOOKS, PAPERS AND RECORDS OF SAID UTILITY; THAT I HAVE CAREFULLY EXAMINED THE SAME, AND DECLARE THE SAME TO BE A COMPLETE AND CORRECT STATEMENT OF BUSINESS AND AFFAIRS OF SAID UTILITY FOR THE PERIOD COVERED BY THIS REPORT IN RESPECT TO EACH AND EVERY MATTER AND THING SET FORTH, TO THE BEST OF MY KNOWLEDGE, INFORMATION AND BELIEF.**

**SWORN STATEMENT**

**IN ACCORDANCE WITH THE REQUIREMENT OF TITLE 40, ARTICLE 8, SECTION 40-401, ARIZONA REVISED STATUTES, IT IS HEREIN REPORTED THAT THE GROSS OPERATING REVENUE OF SAID UTILITY DERIVED FROM ARIZONA INTRASTATE UTILITY OPERATIONS DURING CALENDAR YEAR 2010 WAS:**

Arizona Intrastate Gross Operating Revenues Only (\$)
\$ <u>3,846,746.90</u>



**(THE AMOUNT IN BOX ABOVE INCLUDES \$ 252,254.94 IN SALES TAXES BILLED, OR COLLECTED)**

**\*\*REVENUE REPORTED ON THIS PAGE MUST INCLUDE SALES TAXES BILLED OR COLLECTED. IF FOR ANY OTHER REASON, THE REVENUE REPORTED ABOVE DOES NOT AGREE WITH TOTAL OPERATING REVENUES ELSEWHERE REPORTED, ATTACH THOSE STATEMENTS THAT RECONCILE THE DIFFERENCE. (EXPLAIN IN DETAIL)**

*P. Hanhart*  
\_\_\_\_\_  
SIGNATURE OF OWNER OR OFFICIAL  
(520) 625-8409  
\_\_\_\_\_  
TELEPHONE NUMBER

**SUBSCRIBED AND SWORN TO BEFORE ME**

**A NOTARY PUBLIC IN AND FOR THE COUNTY OF**

**THIS** 11th **DAY OF**

COUNTY NAME	PIMA	
MONTH	APRIL	20_11

(SEAL)

*Patricia A. Carlstad*  
\_\_\_\_\_  
SIGNATURE OF NOTARY PUBLIC

**MY COMMISSION EXPIRES** 12-19-11

**VERIFICATION  
AND  
SWORN STATEMENT  
RESIDENTIAL REVENUE  
Intrastate Revenues Only**

*REVISED*  
**RECEIVED**

MAY 04 2012

AZ CORP COMM  
Director - Utilities

**VERIFICATION**

**STATE OF ARIZONA**

**I, THE UNDERSIGNED**

**OF THE**

COUNTY OF (COUNTY NAME) <p style="text-align: center;">PIMA</p>	
NAME (OWNER OR OFFICIAL) <p style="text-align: center;">PIERRE HANHART</p>	TITLE <p style="text-align: center;">CONTROLLER</p>
COMPANY NAME <p style="text-align: center;">COMMUNITY WATER COMPANY OF GREEN VALLEY</p>	

**DO SAY THAT THIS ANNUAL UTILITY REPORT TO THE ARIZONA CORPORATION COMMISSION**

**FOR THE YEAR ENDING**

MONTH	DAY	YEAR
12	31	2010

HAS BEEN PREPARED UNDER MY DIRECTION, FROM THE ORIGINAL BOOKS, PAPERS AND RECORDS OF SAID UTILITY; THAT I HAVE CAREFULLY EXAMINED THE SAME, AND DECLARE THE SAME TO BE A COMPLETE AND CORRECT STATEMENT OF BUSINESS AND AFFAIRS OF SAID UTILITY FOR THE PERIOD COVERED BY THIS REPORT IN RESPECT TO EACH AND EVERY MATTER AND THING SET FORTH, TO THE BEST OF MY KNOWLEDGE, INFORMATION AND BELIEF.

**SWORN STATEMENT**

IN ACCORDANCE WITH THE REQUIREMENTS OF TITLE 40, ARTICLE 8, SECTION 40-401.01, ARIZONA REVISED STATUTES, IT IS HEREIN REPORTED THAT THE GROSS OPERATING REVENUE OF SAID UTILITY DERIVED FROM ARIZONA INTRASTATE UTILITY OPERATIONS RECEIVED FROM RESIDENTIAL CUSTOMERS DURING CALENDAR YEAR 2010 WAS:

ARIZONA INTRASTATE GROSS OPERATING REVENUES  \$ <u>3,027,485.15</u>
---


THE AMOUNT IN BOX AT LEFT INCLUDES \$ 198,530.89 IN SALES TAXES BILLED, OR COLLECTED)

**\*RESIDENTIAL REVENUE REPORTED ON THIS PAGE MUST INCLUDE SALES TAXES BILLED.**

*P. Hanhart*  
\_\_\_\_\_  
SIGNATURE OF OWNER OR OFFICIAL  
  
(520) 625-8409  
\_\_\_\_\_  
TELEPHONE NUMBER

SUBSCRIBED AND SWORN TO BEFORE ME  
A NOTARY PUBLIC IN AND FOR THE COUNTY OF  
THIS 2nd DAY OF

NOTARY PUBLIC NAME <p style="text-align: center;">PATRICIA A CARLSTAD</p>	
COUNTY NAME <p style="text-align: center;">PIMA</p>	
MONTH <p style="text-align: center;">May</p>	YEAR <p style="text-align: center;">2012</p>



*Patricia A Carlstad*  
\_\_\_\_\_  
SIGNATURE OF NOTARY PUBLIC