

**ARIZONA CORPORATION COMMISSION
UTILITIES DIVISION**

ANNUAL REPORT MAILING LABEL – MAKE CHANGES AS NECESSARY

W-01624A
Big Park Water Company
45 Castle Rock Road, Suite 4
Sedona, AZ 86351

RECEIVED
APR 18 2011
ACC UTILITIES DIRECTOR

**ANNUAL REPORT
Water**

FOR YEAR ENDING

12	31	2010
-----------	-----------	-------------

FOR COMMISSION USE

ANN 04	10
---------------	-----------

4-18-11

4-19-11

COMPANY INFORMATION

Company Name (Business Name) <u>Big Park Water Company</u>		
Mailing Address <u>45 Castle Rock Road, Suite 4</u>		
<u>Sedona</u> <small>(City)</small>	<u>AZ</u> <small>(State)</small>	<u>86351</u> <small>(Zip)</small>
<u>928-284-2298</u> <small>Telephone No. (Include Area Code)</small>	<u>928-284-1974</u> <small>Fax No. (Include Area Code)</small>	<u> </u> <small>Cell No. (Include Area Code)</small>
Email Address <u>sgudovic@bigparkwater.com</u>		
Local Office Mailing Address <u>45 Castle Rock Road, Suite 4</u>		
<u>Sedona</u> <small>(City)</small>	<u>AZ</u> <small>(State)</small>	<u>86351</u> <small>(Zip)</small>
<u>928-284-2298</u> <small>Local Office Telephone No. (Include Area Code)</small>	<u>928-284-1974</u> <small>Fax No. (Include Area Code)</small>	<u> </u> <small>Cell No. (Include Area Code)</small>
Email Address <u>sgudovic@bigparkwater.com</u>		

MANAGEMENT INFORMATION

<input type="checkbox"/> Regulatory Contact:			
<input checked="" type="checkbox"/> Management Contact: <u>Steve Gudovic</u> <u>President</u>			
<u>45 Castle Rock Road, Suite 4</u> <small>(Street)</small>	<u>Sedona</u> <small>(City)</small>	<u>AZ</u> <small>(State)</small>	<u>86351</u> <small>(Zip)</small>
<u>928-284-2298</u> <small>Telephone No. (Include Area Code)</small>	<u>928-284-1974</u> <small>Fax No. (Include Area Code)</small>	<u> </u> <small>Cell No. (Include Area Code)</small>	
Email Address <u>sgudovic@bigparkwater.com</u>			
On Site Manager: <u>Steve Gudovic</u>			
<u>45 Castle Rock Road, Suite 4</u> <small>(Street)</small>	<u>Sedona</u> <small>(City)</small>	<u>AZ</u> <small>(State)</small>	<u>86351</u> <small>(Zip)</small>
<u>928-284-2298</u> <small>Telephone No. (Include Area Code)</small>	<u>928-281-1974</u> <small>Fax No. (Include Area Code)</small>	<u> </u> <small>Cell No. (Include Area Code)</small>	
Email Address <u>sgudovic@bigparkwater.com</u>			

Statutory Agent: <u>Steve Gudovic</u>			
(Name)			
<u>225 Montazona Trail</u>	<u>Sedona</u>	<u>AZ</u>	<u>86351</u>
(Street)	(City)	(State)	(Zip)
<u>928-284-0652</u>	<u>928-284-1974</u>		
Telephone No. (Include Area Code)	Fax No. (Include Area Code)	Cell No. (Include Area Code)	
Attorney: <u>Craig A. Marks, PLC</u>			
(Name)			
<u>10645 N. Tatum Blvd., Suite 200-676</u>	<u>Phoenix</u>	<u>AZ</u>	<u>85028</u>
(Street)	(City)	(State)	(Zip)
<u>480-367-1956</u>	<u>480-367-1956</u>		
Telephone No. (Include Area Code)	Fax No. (Include Area Code)	Cell No. (Include Area Code)	
Email Address <u>craig.marks@azbar.org</u>			

OWNERSHIP INFORMATION

Check the following box that applies to your company:

<input type="checkbox"/> Sole Proprietor (S)	<input checked="" type="checkbox"/> C Corporation (C) (Other than Association/Co-op)
<input type="checkbox"/> Partnership (P)	<input type="checkbox"/> Subchapter S Corporation (Z)
<input type="checkbox"/> Bankruptcy (B)	<input type="checkbox"/> Association/Co-op (A)
<input type="checkbox"/> Receivership (R)	<input type="checkbox"/> Limited Liability Company
<input type="checkbox"/> Other (Describe) _____	

COUNTIES SERVED

Check the box below for the county/ies in which you are certificated to provide service:

<input type="checkbox"/> APACHE	<input type="checkbox"/> COCHISE	<input type="checkbox"/> COCONINO
<input type="checkbox"/> GILA	<input type="checkbox"/> GRAHAM	<input type="checkbox"/> GREENLEE
<input type="checkbox"/> LA PAZ	<input type="checkbox"/> MARICOPA	<input type="checkbox"/> MOHAVE
<input type="checkbox"/> NAVAJO	<input type="checkbox"/> PIMA	<input type="checkbox"/> PINAL
<input type="checkbox"/> SANTA CRUZ	<input checked="" type="checkbox"/> YAVAPAI	<input type="checkbox"/> YUMA
<input type="checkbox"/> STATEWIDE		

UTILITY PLANT IN SERVICE

Acct. No.	DESCRIPTION	Original Cost (OC)	Accumulated Depreciation (AD)	O.C.L.D. (OC less AD)
301	Organization	25,271	0	25,271
302	Franchises	2,793	0	2,793
303	Land and Land Rights	134,379	0	134,379
304	Structures and Improvements	120,074	63,323	56,751
307	Wells and Springs	416,507	221,797	194,710
311	Pumping Equipment	496,752	203,336	293,416
320	Water Treatment Equipment	340,842	7,219	333,623
330	Distribution Reservoirs and Standpipes	273,469	132,845	140,624
331	Transmission and Distribution Mains	3,368,272	1,307,976	2,060,296
333	Services	660,811	279,101	381,710
334	Meters and Meter Installations	520,763	228,531	292,232
335	Hydrants	223,812	104,008	119,804
336	Backflow Prevention Devices			
339	Other Plant and Misc. Equipment	63,140	33,482	29,658
340	Office Furniture and Equipment	103,077	43,181	59,896
341	Transportation Equipment	158,992	49,660	109,332
343	Tools, Shop and Garage Equipment	38,535	16,833	21,702
344	Laboratory Equipment			
345	Power Operated Equipment	48,466	28,516	19,950
346	Communication Equipment	6,114	2,863	3,251
347	Miscellaneous Equipment			
348	Other Tangible Plant			
	TOTALS	7,002,069	2,722,671	4,279,398

This amount goes on the Balance Sheet Acct. No. 108



CALCULATION OF DEPRECIATION EXPENSE FOR CURRENT YEAR

Acct. No.	DESCRIPTION	Original Cost (1)	Depreciation Percentage (2)	Depreciation Expense (1x2)
301	Organization	25,271		0
302	Franchises	2,793		0
303	Land and Land Rights	134,379		0
304	Structures and Improvements	120,074	3.16% / 5%	3,876
307	Wells and Springs	416,507	3.16% / 5%	13,342
311	Pumping Equipment	496,752	3.16% / 5%	15,978
320	Water Treatment Equipment	340,842	3.16% / 5%	6,692
330	Distribution Reservoirs and Standpipes	273,469	3.16% / 5%	8,988
331	Transmission and Distribution Mains	3,368,272	3.16% / 5%	106,522
333	Services	660,811	3.16% / 5%	20,915
334	Meters and Meter Installations	520,763	3.16% / 5%	16,395
335	Hydrants	223,812	3.16% / 5%	7,072
336	Backflow Prevention Devices			
339	Other Plant and Misc. Equipment	63,140	3.16% / 5%	1,995
340	Office Furniture and Equipment	103,077	3.16% / 5%	3,233
341	Transportation Equipment	158,992	3.16% / 5%	4,909
343	Tools, Shop and Garage Equipment	38,535	3.16% / 5%	1,193
344	Laboratory Equipment			
345	Power Operated Equipment	48,466	3.16% / 5%	1,532
346	Communication Equipment	6,114	3.16% / 5%	188
347	Miscellaneous Equipment			
348	Other Tangible Plant			
	TOTALS	7,002,069		212,830

This amount goes on the Comparative Statement of Income and Expense Acct. No. 403.

Less 2010 Amortization of CIAOC 34,800
178,030

BIG PARK WATER COMPANY
2010 Monthly Depreciation Worksheet

ACCOUNT NUMBER	ASSET/ACCOUNT TITLE	12/31/2010	Yearly	Annual
		G/L BALANCE	Depr Rate	Depreciation
301-00	ORGANIZATION	12,261.16	0.00%	0.00
302-00	FRANCHISE & CONSENTS	2,610.65	0.00%	0.00
303-00	LAND & LAND RIGHTS	132,879.36	0.00%	0.00
304-00	STRUCTURES & IMPROVEMENTS	115,259.99	3.16%	3,642.22
307-11	WELLS & SPRINGS	396,669.81	3.16%	12,534.77
311-00	PUMPING EQUIPMENT	410,771.41	3.16%	12,980.38
320-01	WATER TREATMENT PLANTS	340,841.92	3.16%	6,692.09
330-00	DISTRIBUTION RESERVOIRS	252,574.97	3.16%	7,981.37
331-00	TRANS. & DISTRIBUTION MAINS	3,318,434.90	3.16%	104,600.93
333-00	SERVICES	656,146.41	3.16%	20,701.36
334-00	METERS	514,892.07	3.16%	16,164.78
335-00	HYDRANTS	223,128.19	3.16%	7,072.46
339-00	OTHER PLANT & MISC EQUIP	63,140.35	3.16%	1,995.24
340-00	OFFICE FURNITURE & FIXTURES	103,076.72	3.16%	3,233.33
341-00	TRANSPORTATION EQUIPMENT	158,991.52	3.16%	4,909.01
343-00	TOOLS & WORK EQUIPMENT	38,535.44	3.16%	1,192.91
345-00	POWER OPERATED EQUIPMENT	48,465.87	3.16%	1,531.52
346-00	COMMUNICATION EQUIPMENT	6,114.06	3.16%	187.67
	TOTALS	6,794,794.80		205,420.04

Casa De Corte

301-02	ORGANIZATION & INTANGIBLES	2,346.16	0.00%	0.00
303-02	LAND & LAND RIGHTS	1,500.00	0.00%	0.00
307-02	STRUCTURES & IMPROVEMENTS	350.00	3.16%	11.06
307-02	WELLS & SPRINGS	10,034.50	3.16%	317.09
311-02	ELECTRIC PUMP EQUIPMENT	70,713.59	3.16%	2,234.55
330-02	DISTRIBUTION RESERVOIRS	2,095.77	3.16%	66.23
331-02	TRANS. & DISTRIBUTION MAINS	30,994.97	3.16%	979.44
333-02	SERVICES	1,091.14	3.16%	34.48
334-02	METERS	857.36	3.16%	27.09
	TOTALS	119,983.49		3,669.94

Fox Phillips

301-03	ORGANIZATION	10,663.85	0.00%	0.00
302-03	FRANCHISE & CONSENTS	182.00	0.00%	0.00
304-03	STRUCTURES & IMPROVEMENTS	4,464.28	5.00%	223.21
307-03	WELLS & SPRINGS	9,802.54	5.00%	490.13
311-03	ELECTRIC PUMP EQUIPMENT	15,266.96	5.00%	763.35
330-03	DISTRIBUTION RESERVOIRS	18,798.59	5.00%	939.93
331-03	TRANS. & DISTRIBUTION MAINS	18,841.78	5.00%	942.09
333-03	SERVICES	3,573.82	5.00%	178.69
334-03	METERS	4,052.96	5.00%	202.65
	TOTALS	85,646.78		3,740.05

TOTAL PLANT & DEPRECIATION EXPENSE: 7,000,425.07 212,830.03

Less 2010 Amortization of CIAOC 34,800.00

2010 Depreciation Expense 178,030.03

BALANCE SHEET

Acct No.	ASSETS	BALANCE AT BEGINNING OF YEAR	BALANCE AT END OF YEAR
	CURRENT AND ACCRUED ASSETS		
131	Cash	\$152,386	\$63,002
134	Working Funds		
135	Temporary Cash Investments		
141	Customer Accounts Receivable	35,678	79,870
146	Notes/Receivables from Associated Companies	198,033	34,026
151	Plant Material and Supplies	16,007	12,626
162	Prepayments	20,547	29,084
174	Miscellaneous Current and Accrued Assets	24,552	216,212
	TOTAL CURRENT AND ACCRUED ASSETS	\$447,203	\$434,820
	FIXED ASSETS		
101	Utility Plant in Service	\$6,819,609	\$7,002,069
103	Property Held for Future Use		
105	Construction Work in Progress	126,463	181,797
108	Accumulated Depreciation – Utility Plant	(2,509,841)	(2,722,671)
121	Non-Utility Property	2,586	2,883
122	Accumulated Depreciation – Non Utility		
	TOTAL FIXED ASSETS	\$4,438,817	\$4,464,078
	TOTAL ASSETS	\$4,886,020	\$4,898,898

NOTE: The Assets on this page should be equal to **Total Liabilities and Capital** on the following page.

BALANCE SHEET (CONTINUED) *revised*

Acct. No.		BALANCE AT BEGINNING OF YEAR	BALANCE AT END OF YEAR
LIABILITIES			
CURRENT LIABILITES			
231	Accounts Payable	\$49,553	\$118,375
232	Notes Payable (Current Portion)	135,525	101,108
234	Notes/Accounts Payable to Associated Companies	133,211	83,211
235	Customer Deposits	33,976	25,908
236	Accrued Taxes	33,279	15,712
237	Accrued Interest	44,500	
241	Miscellaneous Current and Accrued Liabilities		44,300
	TOTAL CURRENT LIABILITIES	\$430,044	\$388,614
LONG-TERM DEBT (Over 12 Months)			
224	Long-Term Notes and Bonds	\$-0-	\$90,508
DEFERRED CREDITS			
251	Unamortized Premium on Debt	\$-0-	\$-0-
252	Advances in Aid of Construction	905,880	884,334
255	Accumulated Deferred Investment Tax Credits	801	104
271	Contributions in Aid of Construction	2,941,473	2,950,323
272	Less: Amortization of Contributions	(360,564)	(395,364)
281	Accumulated Deferred Income Tax	76,004	81,442
	TOTAL DEFERRED CREDITS	\$3,563,594	\$3,520,839
	TOTAL LIABILITIES	\$3,993,638	\$3,999,961
CAPITAL ACCOUNTS			
201	Common Stock Issued	\$10,000	\$10,000
211	Paid in Capital in Excess of Par Value	143,962	143,962
215	Retained Earnings	738,420	744,975
218	Proprietary Capital (Sole Props and Partnerships)		
	TOTAL CAPITAL	\$892,382	\$898,937
	TOTAL LIABILITIES AND CAPITAL	\$4,886,020	\$4,898,898

BALANCE SHEET (CONTINUED)

Acct. No.		BALANCE AT BEGINNING OF YEAR	BALANCE AT END OF YEAR
	LIABILITIES		
	CURRENT LIABILITES		
231	Accounts Payable	\$82,118	\$118,375
232	Notes Payable (Current Portion)	47,350	101,108
234	Notes/Accounts Payable to Associated Companies	189,653	83,211
235	Customer Deposits	106,911	25,908
236	Accrued Taxes		15,712
237	Accrued Interest	1,592	
241	Miscellaneous Current and Accrued Liabilities		44,300
	TOTAL CURRENT LIABILITIES	\$442,215	\$388,614
	LONG-TERM DEBT (Over 12 Months)		
224	Long-Term Notes and Bonds	\$-0-	\$90,508
	DEFERRED CREDITS		
251	Unamortized Premium on Debt	\$-0-	\$-0-
252	Advances in Aid of Construction	1,741,251	884,334
255	Accumulated Deferred Investment Tax Credits	2,003	104
271	Contributions in Aid of Construction	1,878,796	2,950,323
272	Less: Amortization of Contributions	(325,764)	(395,364)
281	Accumulated Deferred Income Tax	62,004	81,442
	TOTAL DEFERRED CREDITS	\$3,358,290	\$3,520,839
	TOTAL LIABILITIES	\$3,800,505	\$3,999,961
	CAPITAL ACCOUNTS		
201	Common Stock Issued	\$10,000	\$10,000
211	Paid in Capital in Excess of Par Value	117,604	143,962
215	Retained Earnings	712,306	744,975
218	Proprietary Capital (Sole Props and Partnerships)		
	TOTAL CAPITAL	\$839,910	\$898,937
	TOTAL LIABILITIES AND CAPITAL	\$4,640,415	\$4,898,898

COMPARATIVE STATEMENT OF INCOME AND EXPENSE

Acct. No.	OPERATING REVENUES	PRIOR YEAR	CURRENT YEAR
461	Metered Water Revenue	\$1,370,011	\$1,368,650
460	Unmetered Water Revenue		
474	Other Water Revenues	16,970	16,117
	TOTAL REVENUES	\$1,386,981	\$1,384,767
	OPERATING EXPENSES		
601	Salaries and Wages	\$479,254	\$569,708
610	Purchased Water		
615	Purchased Power	113,478	114,342
618	Chemicals		
620	Repairs and Maintenance	23,325	35,430
621	Office Supplies and Expense	37,905	37,614
630	Outside Services	79,423	84,709
635	Water Testing	11,111	12,739
641	Rents	23,100	20,250
650	Transportation Expenses	21,253	24,816
657	Insurance – General Liability	22,146	20,744
659	Insurance - Health and Life	44,027	38,985
666	Regulatory Commission Expense – Rate Case		
675	Miscellaneous Expense	86,194	71,942
403	Depreciation Expense	164,667	178,030
408	Taxes Other Than Income	40,829	44,253
408.11	Property Taxes	40,000	35,507
409	Income Tax	28,221	(10,502)
	TOTAL OPERATING EXPENSES	\$1,214,937	\$1,278,566
	OPERATING INCOME/(LOSS)	\$172,044	\$106,200
	OTHER INCOME/(EXPENSE)		
419	Interest and Dividend Income	\$3,188	1,618
421	Non-Utility Income	(47,248)	4,032
426	Miscellaneous Non-Utility Expenses	323	297
427	Interest Expense	(7193)	(3,877)
	TOTAL OTHER INCOME/(EXPENSE)	\$(50,930)	\$2,070
	NET INCOME/(LOSS)	\$121,114	\$108,270

SUPPLEMENTAL FINANCIAL DATA
Long-Term Debt

	LOAN #1	LOAN #2	LOAN #3	LOAN #4
Date Issued	11/12/10			
Source of Loan	WIFA			
ACC Decision No.	71793			
Reason for Loan	Arsenic Remediation			
Dollar Amount Issued	\$415,000	\$	\$	\$
Amount Outstanding	\$324,492	\$	\$	\$
Date of Maturity	11/1/30			
Interest Rate	4.2%	%	%	%
Current Year Interest	\$0.00	\$	\$	\$
Current Year Principle	\$90,508	\$	\$	\$

Meter Deposit Balance at Test Year End \$ 89,655.20

Meter Deposits Refunded During the Test Year \$ 21,202.22

COMPANY NAME Big Park Water Company
Name of System: W-01624A ADEQ Public Water System Number: 13-012

WATER COMPANY PLANT DESCRIPTION

WELLS

ADWR ID Number*	Pump Horsepower	Pump Yield (gpm)	Casing Depth (Feet)	Casing Diameter (Inches)	Meter Size (inches)	Year Drilled
55-603676	25	131	750	8	3	1979
55-606686	30	225	500	8	3	1968
55-606687	40	250	610	6	3	1973
55-636197	40	158	581	6	3	1971
55-512562	125	504	820	12	8	1986
55-616669	15	40	625	8	3	1963
55-805060	5	36	610	8	1.5	1955

* Arizona Department of Water Resources Identification Number

OTHER WATER SOURCES

Name or Description	Capacity (gpm)	Gallons Purchased or Obtained (in thousands)
None	N/A	-0-

BOOSTER PUMPS		FIRE HYDRANTS	
Horsepower	Quantity	Quantity Standard	Quantity Other
25	5	276	0
15	3		
10 / 7.5	1 / 2		
5 / 7.5	1 / 3		

STORAGE TANKS		PRESSURE TANKS	
Capacity	Quantity	Capacity	Quantity
330,000	1	10,000	1
178,000	1	5,000	2
50,000 / 44,000	2 / 1	1,000 / 500	2 / 1

Note: If you are filing for more than one system, please provide separate sheets for each system.

COMPANY NAME Big Park Water Company	
Name of System: W-01624A	ADEQ Public Water System Number: 13-012

WATER COMPANY PLANT DESCRIPTION (CONTINUED)

MAINS		
Size (in inches)	Material	Length (in feet)
2	PVC	9,264
3		
4	PVC	25,384
5		
6	PVC/DIP	162,679
8	PVC/DIP	53,516
10		
12		

CUSTOMER METERS	
Size (in inches)	Quantity
5/8 X 3/4	2,528
3/4	157
1	212
1 1/2	8
2	46
Comp. 3	1
Turbo 3	6
Comp. 4	4
Turbo 4	
Comp. 6	
Turbo 6	

For the following three items, list the utility owned assets in each category for each system.

TREATMENT EQUIPMENT:

1 each 180 gpm Arsenic Treatment plant (absorption) _____
 2 each 250 gpm Arsenic Treatment plant (absorption) _____

STRUCTURES:

Block wall fence – 3 chain link fence – 4 pump house – 2 storage shed – 1
 booster pump vaults – 2 pressure reducing vaults – 8 10'x 10' metal building - 1
 10' x 20' metal building - 1 10' x 25' metal building – 1

OTHER:

250 Kw generator – 1 test pump tank & trailer – 1 pressure wash tank – 1
 Polaris Ranger – 1 John Deere backhoe – 1 Chevy Silverado – 4 Ford F150 – 1
 Chevy Trailblazer – 1 Load King dump trailer – 1 misc tools

Note: If you are filing for more than one system, please provide separate sheets for each system.

COMPANY NAME: Big Park Water Company	
Name of System: W-01624A	ADEQ Public Water System Number: 13-012

WATER USE DATA SHEET BY MONTH FOR CALENDAR YEAR 2009

MONTH	NUMBER OF CUSTOMERS	GALLONS SOLD (Thousands)	GALLONS PUMPED (Thousands)	GALLONS PURCHASED (Thousands)
JANUARY	3022	17,393	19,321	0
FEBRUARY	3022	12,784	14,378	0
MARCH	3022	13,304	15,932	0
APRIL	3022	22,148	25,966	0
MAY	3024	20,863	22,924	0
JUNE	3024	24,457	26,615	0
JULY	3024	32,352	33,910	0
AUGUST	3024	21,835	22,506	0
SEPTEMBER	3024	22,531	23,129	0
OCTOBER	3024	26,333	25,227	0
NOVEMBER	3025	16,749	16,526	0
DECEMBER	3027	14,339	13,379	0
TOTALS →		245,088	259,813	0

What is the level of arsenic for each well on your system? see attached mg/l
(If more than one well, please list each separately.)

If system has fire hydrants, what is the fire flow requirement? 1,000 GPM for 2 hrs

If system has chlorination treatment, does this treatment system chlorinate continuously?
 Yes No

Is the Water Utility located in an ADWR Active Management Area (AMA)?
 Yes No

Does the Company have an ADWR Gallons Per Capita Per Day (GPCPD) requirement?
 Yes No

If yes, provide the GPCPD amount: _____

Note: If you are filing for more than one system, please provide separate data sheets for each system.

BIG PARK WATER COMPANY

WELL DATA FOR ARSENIC

Parts per million (mg/l)

as of 12/31/10

	<u>ADWR ID No</u>	<u>mg/l</u>
Well #1	55-603676	0.0328
Well #2	55-606686	0.0091
Well #3	55-606687	0.0064
Well #4	55-636197	0.0027
Well #5	55-512562	0.0378
Well #6 (Casa de Corte)	55-616669	0.0323
Well #7 (Fox Phillips)	55-805060	Out of Service

COMPANY NAME: Big Park Water Company	
Name of System: W-01624A	ADEQ Public Water System Number: 13-012

UTILITY SHUTOFFS / DISCONNECTS

MONTH	Termination without Notice R14-2-410.B	Termination with Notice R14-2-410.C	OTHER
JANUARY	0	13	
FEBRUARY	0	8	
MARCH	0	4	
APRIL	0	9	
MAY	0	9	
JUNE	0	8	
JULY	0	3	
AUGUST	0	4	
SEPTEMBER	0	11	
OCTOBER	0	8	
NOVEMBER	0	7	
DECEMBER	0	5	
TOTALS →	0	89	

OTHER (description):

PROPERTY TAXES

Amount of actual property taxes paid during Calendar Year 2010 was: \$ 38,983.45

Attach to this annual report proof (e.g. property tax bills stamped "paid in full" or copies of cancelled checks for property tax payments) of any and all property taxes paid during the calendar year.

If no property taxes paid, explain why. _____

**VERIFICATION
AND
SWORN STATEMENT
Taxes**

RECEIVED
APR 11 2011
ACC UTILITIES DIRECTOR

VERIFICATION

STATE OF Arizona

I, THE UNDERSIGNED
OF THE

COUNTY OF (COUNTY NAME) Yavapai
NAME (OWNER OR OFFICIAL) TITLE Steve Gudovic
COMPANY NAME Big Park Water Company

DO SAY THAT THIS ANNUAL UTILITY PROPERTY TAX AND SALES TAX REPORT TO THE ARIZONA CORPORATION COMMISSION

FOR THE YEAR ENDING


MONTH	DAY	YEAR
12	31	2010

HAS BEEN PREPARED UNDER MY DIRECTION, FROM THE ORIGINAL BOOKS, PAPERS AND RECORDS OF SAID UTILITY; THAT I HAVE CAREFULLY EXAMINED THE SAME, AND DECLARE THE SAME TO BE A COMPLETE AND CORRECT STATEMENT OF BUSINESS AND AFFAIRS OF SAID UTILITY FOR THE PERIOD COVERED BY THIS REPORT IN RESPECT TO EACH AND EVERY MATTER AND THING SET FORTH, TO THE BEST OF MY KNOWLEDGE, INFORMATION AND BELIEF.

SWORN STATEMENT

I HEREBY ATTEST THAT ALL PROPERTY TAXES FOR SAID COMPANY ARE CURRENT AND PAID IN FULL.

I HEREBY ATTEST THAT ALL SALES TAXES FOR SAID COMPANY ARE CURRENT AND PAID IN FULL.



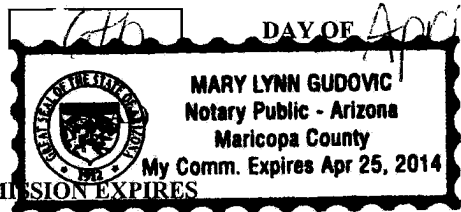
SIGNATURE OF OWNER OR OFFICIAL
928-284-2798

TELEPHONE NUMBER


SUBSCRIBED AND SWORN TO BEFORE ME

A NOTARY PUBLIC IN AND FOR THE COUNTY OF

THIS



COUNTY NAME	<u>Maricopa</u>
MONTH	<u>April 6</u> 20 <u>11</u>



SIGNATURE OF NOTARY PUBLIC

INCOME TAXES


For this reporting period, provide the following:

Federal Taxable Income Reported	<u>\$6,380.00</u>
Estimated or Actual Federal Tax Liability	<u>\$957.00</u>
State Taxable Income Reported	<u>\$53,057.00</u>
Estimated or Actual State Tax Liability	<u>\$3,697.00</u>
Amount of Grossed-Up Contributions/Advances:	
Amount of Contributions/Advances	<u>-0-</u>
Amount of Gross-Up Tax Collected	<u>-0-</u>
Total Grossed-Up Contributions/Advances	<u>-0-</u>

Decision No. 55774 states, in part, that the utility will refund any excess gross-up funds collected at the close of the tax year when tax returns are completed. Pursuant to this Decision, if gross-up tax refunds are due to any Payer or if any gross-up tax refunds have already been made, attach the following information by Payer: name and amount of contribution/advance, the amount of gross-up tax collected, the amount of refund due to each Payer, and the date the Utility expects to make or has made the refund to the Payer.

CERTIFICATION

The undersigned hereby certifies that the Utility has refunded to Payers all gross-up tax refunds reported in the prior year's annual report. This certification is to be signed by the President or Chief Executive Officer, if a corporation; the managing general partner, if a partnership; the managing member, if a limited liability company or the sole proprietor, if a sole proprietorship.



SIGNATURE

4/6/11

DATE

Steve Gudovic

PRINTED NAME

President

TITLE

**VERIFICATION
AND
SWORN STATEMENT
Intrastate Revenues Only**

RECEIVED

VERIFICATION

STATE OF Arizona
NAME (OWNER OR OFFICIAL) TITLE
I, THE UNDERSIGNED

OF THE

COUNTY OF (COUNTY NAME) Yavapai
Steve Gudovic, President
COMPANY NAME Big Park Water Company

ACCUTILITIES DIRECTOR

DO SAY THAT THIS ANNUAL UTILITY REPORT TO THE ARIZONA CORPORATION COMMISSION
FOR THE YEAR ENDING

MONTH	DAY	YEAR
12	31	2010

HAS BEEN PREPARED UNDER MY DIRECTION, FROM THE ORIGINAL BOOKS, PAPERS AND RECORDS OF SAID UTILITY; THAT I HAVE CAREFULLY EXAMINED THE SAME, AND DECLARE THE SAME TO BE A COMPLETE AND CORRECT STATEMENT OF BUSINESS AND AFFAIRS OF SAID UTILITY FOR THE PERIOD COVERED BY THIS REPORT IN RESPECT TO EACH AND EVERY MATTER AND THING SET FORTH, TO THE BEST OF MY KNOWLEDGE, INFORMATION AND BELIEF.


SWORN STATEMENT

IN ACCORDANCE WITH THE REQUIREMENT OF TITLE 40, ARTICLE 8, SECTION 40-401, ARIZONA REVISED STATUTES, IT IS HEREIN REPORTED THAT THE GROSS OPERATING REVENUE OF SAID UTILITY DERIVED FROM ARIZONA INTRASTATE UTILITY OPERATIONS DURING CALENDAR YEAR 2009 WAS:

Arizona Intrastate Gross Operating Revenues Only (\$) \$ 1,479,280.54

(THE AMOUNT IN BOX ABOVE
INCLUDES \$94,513.44
IN SALES TAXES BILLED, OR COLLECTED)

****REVENUE REPORTED ON THIS PAGE MUST INCLUDE SALES TAXES BILLED OR COLLECTED. IF FOR ANY OTHER REASON, THE REVENUE REPORTED ABOVE DOES NOT AGREE WITH TOTAL OPERATING REVENUES ELSEWHERE REPORTED, ATTACH THOSE STATEMENTS THAT RECONCILE THE DIFFERENCE. (EXPLAIN IN DETAIL)**



SIGNATURE OF OWNER OR OFFICIAL
928-284-2298

TELEPHONE NUMBER


SUBSCRIBED AND SWORN TO BEFORE ME

A NOTARY PUBLIC IN AND FOR THE COUNTY OF

THIS 6th DAY OF

COUNTY NAME <u>Maricopa</u>
MONTH <u>April</u> <u>6</u> .2011





SIGNATURE OF NOTARY PUBLIC

MY COMMISSION EXPIRES

**VERIFICATION
AND
SWORN STATEMENT
RESIDENTIAL REVENUE
Intrastate Revenues Only**

RECEIVED
APR 23 2011
ACC UTILITIES DIRECTOR

VERIFICATION

STATE OF ARIZONA

I, THE UNDERSIGNED

OF THE

<small>COUNTY OF (COUNTY NAME)</small> Yavapai	
<small>NAME (OWNER OR OFFICIAL)</small> Steve Gudovic	<small>TITLE</small> President
<small>COMPANY NAME</small> Big Park Water Company	

**DO SAY THAT THIS ANNUAL UTILITY REPORT TO THE ARIZONA CORPORATION COMMISSION
FOR THE YEAR ENDING**

<small>MONTH</small>	<small>DAY</small>	<small>YEAR</small>
12	31	2010

HAS BEEN PREPARED UNDER MY DIRECTION, FROM THE ORIGINAL BOOKS, PAPERS AND RECORDS OF SAID UTILITY; THAT I HAVE CAREFULLY EXAMINED THE SAME, AND DECLARE THE SAME TO BE A COMPLETE AND CORRECT STATEMENT OF BUSINESS AND AFFAIRS OF SAID UTILITY FOR THE PERIOD COVERED BY THIS REPORT IN RESPECT TO EACH AND EVERY MATTER AND THING SET FORTH, TO THE BEST OF MY KNOWLEDGE, INFORMATION AND BELIEF.

SWORN STATEMENT

IN ACCORDANCE WITH THE REQUIREMENTS OF TITLE 40, ARTICLE 8, SECTION 40-401.01, ARIZONA REVISED STATUTES, IT IS HEREIN REPORTED THAT THE GROSS OPERATING REVENUE OF SAID UTILITY DERIVED FROM ARIZONA INTRASTATE UTILITY OPERATIONS RECEIVED FROM RESIDENTIAL CUSTOMERS DURING CALENDAR YEAR 2009 WAS:

<small>ARIZONA INTRASTATE GROSS OPERATING REVENUES</small>
\$ 1,146,405.27

**THE AMOUNT IN BOX AT LEFT
INCLUDES \$ 71,837.16
IN SALES TAXES BILLED, OR COLLECTED)**

***RESIDENTIAL REVENUE REPORTED ON THIS PAGE
MUST INCLUDE SALES TAXES BILLED.**

Steve Gudovic


SIGNATURE OF OWNER OR OFFICIAL

928-284-2298

TELEPHONE NUMBER

**SUBSCRIBED AND SWORN TO BEFORE ME
A NOTARY PUBLIC IN AND FOR THE COUNTY OF
THIS 6th DAY OF**

<small>NOTARY PUBLIC NAME</small> Mary Lynn Gudovic	
<small>COUNTY NAME</small> Maricopa	
<small>MONTH</small> April	<small>YEAR</small> 2011



Mary Lynn Gudovic

SIGNATURE OF NOTARY PUBLIC