


**ARIZONA CORPORATION COMMISSION**  
**UTILITIES DIVISION**

ANNUAL REPORT MAILING LABEL – MAKE CHANGES AS NECESSARY



W-02824A  
ICR Water Users Association Inc.  
PO Box 2344  
Prescott, AZ 86302-2344

MAY 10 2010

**ANNUAL REPORT**  
**Water**

**FOR YEAR ENDING**

12	31	2009
----	----	------

FOR COMMISSION USE

ANN 04	09
--------	----

5-4-10

## COMPANY INFORMATION

**Company Name (Business Name)** \_\_\_\_\_ ICR Water Users Association, Inc. \_\_\_\_\_

**Mailing Address** \_\_\_\_\_ PO Box 2344 \_\_\_\_\_  
(Street)

\_\_\_\_\_ Prescott \_\_\_\_\_ AZ \_\_\_\_\_ 86302-2344 \_\_\_\_\_  
(City) (State) (Zip)

\_\_\_\_\_ (928) 445-6581 \_\_\_\_\_ (928) 445-1830 \_\_\_\_\_  
Telephone No. (Include Area Code) Fax No. (Include Area Code) Cell No. (Include Area Code)

**Email Address** \_\_\_\_\_ cynthiawallace@cableone.net \_\_\_\_\_

**Local Office Mailing Address** \_\_\_\_\_ PO Box 2344 \_\_\_\_\_  
(Street)

\_\_\_\_\_ Prescott \_\_\_\_\_ AZ \_\_\_\_\_ 86302-2344 \_\_\_\_\_  
(City) (State) (Zip)

\_\_\_\_\_ (928) 445-6581 \_\_\_\_\_ (928) 445-1830 \_\_\_\_\_  
Local Office Telephone No. (Include Area Code) Fax No. (Include Area Code) Cell No. (Include Area Code)

**Email Address** \_\_\_\_\_ cynthiawallace@cableone.net \_\_\_\_\_

## MANAGEMENT INFORMATION

**Regulatory Contact:**

**Management Contact:** \_\_\_\_\_ a Quality Water Co. \_\_\_\_\_  
(Name) (Title)

\_\_\_\_\_ PO Box 264 \_\_\_\_\_ Williams \_\_\_\_\_ AZ \_\_\_\_\_ 86046 \_\_\_\_\_  
(Street) (City) (State) (Zip)

\_\_\_\_\_ (928) 606-0563 \_\_\_\_\_ (928) 858-4506 \_\_\_\_\_ (928) 606-0563 \_\_\_\_\_  
Telephone No. (Include Area Code) Fax No. (Include Area Code) Cell No. (Include Area Code)

**Email Address** \_\_\_\_\_

**On Site Manager:** \_\_\_\_\_ Chris Williamson \_\_\_\_\_  
(Name)

\_\_\_\_\_ 14 000 Grey Bears Trail \_\_\_\_\_ Prescott \_\_\_\_\_ AZ \_\_\_\_\_ 86305 \_\_\_\_\_  
(Street) (City) (State) (Zip)

\_\_\_\_\_ (928) 606-0563 \_\_\_\_\_ (928) 858-4506 \_\_\_\_\_ (928) 606-0563 \_\_\_\_\_  
Telephone No. (Include Area Code) Fax No. (Include Area Code) Cell No. (Include Area Code)

**Email Address** \_\_\_\_\_  
**Address** \_\_\_\_\_ chris@aQualityWater.us \_\_\_\_\_

**Statutory Agent:** Cynthia C. Wallace

(Name)

302 W. Willis Street, Ste 105 Prescott AZ 86301  
(Street) (City) (State) (Zip)

(928) 445-6581 (928) 445-1830  
Telephone No. (Include Area Code) Fax No. (Include Area Code) Cell No. (Include Area Code)

**Attorney:** Mike Parkham  
(Name)

2922 N. 7<sup>th</sup> St. Phoenix AZ 85013  
(Street) (City) (State) (Zip)

(602) 265-6804 (602) 265-8945  
Telephone No. (Include Area Code) Fax No. (Include Area Code) Cell No. (Include Area Code)

**Email Address** \_\_\_\_\_

### OWNERSHIP INFORMATION

Check the following box that applies to your company:

- |  |  |
|--|--|
| <input type="checkbox"/> <b>Sole Proprietor (S)</b>                                      | <input type="checkbox"/> <b>C Corporation (C) (Other than Association/Co-op)</b> |
| <input type="checkbox"/> <b>Partnership (P)</b>  | <input type="checkbox"/> <b>Subchapter S Corporation (Z)</b>                     |
| <input type="checkbox"/> <b>Bankruptcy (B)</b>   | <input type="checkbox"/> <b>Association/Co-op (A)</b>                            |
| <input type="checkbox"/> <b>Receivership (R)</b>   | <input type="checkbox"/> <b>Limited Liability Company</b>                        |
| <input checked="" type="checkbox"/> <b>Other (Describe)</b> <u>Nonprofit Corporation</u> |  |

### COUNTIES SERVED

Check the box below for the county/ies in which you are certificated to provide service:

- |  |  |  |
|--|--|--|
| <input type="checkbox"/> <b>APACHE</b>     | <input type="checkbox"/> <b>COCHISE</b>            | <input type="checkbox"/> <b>COCONINO</b> |
| <input type="checkbox"/> <b>GILA</b>       | <input type="checkbox"/> <b>GRAHAM</b>             | <input type="checkbox"/> <b>GREENLEE</b> |
| <input type="checkbox"/> <b>LA PAZ</b>     | <input type="checkbox"/> <b>MARICOPA</b>           | <input type="checkbox"/> <b>MOHAVE</b>   |
| <input type="checkbox"/> <b>NAVAJO</b>     | <input type="checkbox"/> <b>PIMA</b>               | <input type="checkbox"/> <b>PINAL</b>    |
| <input type="checkbox"/> <b>SANTA CRUZ</b> | <input checked="" type="checkbox"/> <b>YAVAPAI</b> | <input type="checkbox"/> <b>YUMA</b>     |
| <input type="checkbox"/> <b>STATEWIDE</b>  |  |  |

**UTILITY PLANT IN SERVICE**

Acct. No.	DESCRIPTION	Original Cost (OC)	Accumulated Depreciation (AD)	O.C.L.D. (OC less AD)
301	Organization			
302	Franchises	16,388	16,388	
303	Land and Land Rights	39,880		39,880
304	Structures and Improvements	257,681	32,408	225,273
307	Wells and Springs	605,566	97,657	540,317
311	Pumping Equipment	1,064,861	633,972	430,889
320	Water Treatment Equipment	7,832	546	7,286
330	Distribution Reservoirs and Standpipes	715,374	40,712	684,663
331	Transmission and Distribution Mains	7,380,591	601,777	6,778,814
333	Services	983,646	82,911	90,0735
334	Meters and Meter Installations	115,598	25,937	89,661
335	Hydrants	708,575	57,253	66,2153
336	Backflow Prevention Devices			
339	Other Plant and Misc. Equipment	84,385	4219	80,166
340	Office Furniture and Equipment	270	108	162
341	Transportation Equipment			
343	Tools, Shop and Garage Equipment	438	66	372
344	Laboratory Equipment			
345	Power Operated Equipment			
346	Communication Equipment			
347	Miscellaneous Equipment			
348	Other Tangible Plant			
	<b>TOTALS</b>	11,991,085	1,550,714	10,440,371

This amount goes on the Balance Sheet Acct. No. 108

**CALCULATION OF DEPRECIATION EXPENSE FOR CURRENT YEAR**

Acct. No.	DESCRIPTION	Original Cost (1)	Depreciation Percentage (2)	Depreciation Expense (1x2)
301	Organization			
302	Franchises	16,388	0	0
303	Land and Land Rights	39,880	0	0
304	Structures and Improvements	257,681	3.33	8,581
307	Wells and Springs	605,566	3.33	20,165
311	Pumping Equipment	1,064,861	12.5	133,108
320	Water Treatment Equipment	7,832	3.33	261
330	Distribution Reservoirs and Standpipes	715,374	2.22	16,103
331	Transmission and Distribution Mains	7,380,591	2.0	147,612
333	Services	983,646	3.33	32,755
334	Meters and Meter Installations	115,598	8.33	9,629
335	Hydrants	708,575	2.0	14,172
336	Backflow Prevention Devices			
339	Other Plant and Misc. Equipment	84,385	5.0	4,219
340	Office Furniture and Equipment	270	20.0	54
341	Transportation Equipment			
343	Tools, Shop and Garage Equipment	438	5.0	22
344	Laboratory Equipment			
345	Power Operated Equipment			
346	Communication Equipment			
347	Miscellaneous Equipment			
348	Other Tangible Plant			
	<b>TOTALS</b>	11,991,085		386,681

This amount goes on the Comparative Statement of Income and Expense \_\_\_\_\_  
 Acct. No. 403.

**BALANCE SHEET**

Acct No.		BALANCE AT BEGINNING OF YEAR	BALANCE AT END OF YEAR
	<b>ASSETS</b>		
	<b>CURRENT AND ACCRUED ASSETS</b>		
131	Cash	\$	\$
134	Working Funds	110,528	132,296
135	Temporary Cash Investments	5,000	5,000
141	Customer Accounts Receivable	23,282	28,916
146	Notes/Receivables from Associated Companies		
151	Plant Material and Supplies		
162	Prepayments		
174	Miscellaneous Current and Accrued Assets	170,368	120,000
	<b>TOTAL CURRENT AND ACCRUED ASSETS</b>	\$ 309,178	\$ 286,212
	<b>FIXED ASSETS</b>		
101	Utility Plant in Service	\$ 11,572,318	\$ 11,991,085
103	Property Held for Future Use		
105	Construction Work in Progress		
108	Accumulated Depreciation – Utility Plant	(1,181,491)	(1,550,714)
121	Non-Utility Property		
122	Accumulated Depreciation – Non Utility		
	<b>TOTAL FIXED ASSETS</b>	\$ 10,390,827	\$ 10,440,371
	<b>TOTAL ASSETS</b>	\$ 10,700,005	\$ 10,726,583

**NOTE:** The Assets on this page should be equal to **Total Liabilities and Capital** on the following page.

**BALANCE SHEET (CONTINUED)**

Acct. No.		BALANCE AT BEGINNING OF YEAR	BALANCE AT END OF YEAR
	<b>LIABILITIES</b>		
	<b>CURRENT LIABILITES</b>		
231	Accounts Payable	\$ 7,596	\$ 1,284
232	Notes Payable (Current Portion)		
234	Notes/Accounts Payable to Associated Companies		
235	Customer Deposits	14,225	12,952
236	Accrued Taxes	1,000	
237	Accrued Interest		
241	Miscellaneous Current and Accrued Liabilities	179,687	107,396
	<b>TOTAL CURRENT LIABILITIES</b>	\$ 202,508	\$ 121,632
	<b>LONG-TERM DEBT (Over 12 Months)</b>		
224	Long-Term Notes and Bonds	\$	\$
	<b>DEFERRED CREDITS</b>		
251	Unamortized Premium on Debt	\$	\$
252	Advances in Aid of Construction	9,722,908	6,485,716
255	Accumulated Deferred Investment Tax Credits		
271	Contributions in Aid of Construction	1,774,446	5,430,240
272	Less: Amortization of Contributions	(158,143)	(244,772)
281	Accumulated Deferred Income Tax		
	<b>TOTAL DEFERRED CREDITS</b>	\$ 11,339,211	\$ 11,671,184
	<b>TOTAL LIABILITIES</b>	\$ 11,541,719	\$ 11,792,816
	<b>CAPITAL ACCOUNTS</b>		
201	Common Stock Issued	\$	\$
211	Paid in Capital in Excess of Par Value		
215	Retained Earnings	(841,714)	(1,066,233)
218	Proprietary Capital (Sole Props and Partnerships)		
	<b>TOTAL CAPITAL</b>	\$ (841,714)	\$ (1,066,233)
	<b>TOTAL LIABILITIES AND CAPITAL</b>	\$ 10,700,005	\$ 10,726,583

**COMPARATIVE STATEMENT OF INCOME AND EXPENSE**

Acct. No.	OPERATING REVENUES	PRIOR YEAR	CURRENT YEAR
461	Metered Water Revenue	\$ 250,238	\$ 362,998
460	Unmetered Water Revenue	63	208
474	Other Water Revenues	116,842	52,978
	<b>TOTAL REVENUES</b>	\$ 367,143	\$416,184
	<b>OPERATING EXPENSES</b>		
601	Salaries and Wages	\$	\$
610	Purchased Water	5,889	7,082
615	Purchased Power	16,336	75,545
618	Chemicals	2,266	2,088
620	Repairs and Maintenance	7,270	16,127
621	Office Supplies and Expense	5,269	5,177
630	Outside Services	155,009	154,590
635	Water Testing	7,231	5,819
641	Rents	3,600	900
650	Transportation Expenses		
657	Insurance – General Liability	7,761	9,614
659	Insurance - Health and Life		
666	Regulatory Commission Expense – Rate Case	178,850	3,553
675	Miscellaneous Expense	2,369	4,736
403	Depreciation Expense	264,091	282,762
408	Taxes Other Than Income		
408.11	Property Taxes	5,476	6,926
409	Income Tax		
	<b>TOTAL OPERATING EXPENSES</b>	\$ 661,417	\$ 574,919
	<b>OPERATING INCOME/(LOSS)</b>	\$ (294,274)	\$ (158,735)
	<b>OTHER INCOME/(EXPENSE)</b>		
419	Interest and Dividend Income	\$ 201	\$ 202
421	Non-Utility Income		
426	Miscellaneous Non-Utility Expenses		
427	Interest Expense		
	<b>TOTAL OTHER INCOME/(EXPENSE)</b>	\$ 201	\$ 202
	<b>NET INCOME/(LOSS)</b>	\$ (294,073)	\$ (158,533)

**SUPPLEMENTAL FINANCIAL DATA**  
**Long-Term Debt**

	LOAN #1	LOAN #2	LOAN #3	LOAN #4
Date Issued				
Source of Loan	NONE			
ACC Decision No.				
Reason for Loan				
Dollar Amount Issued	\$	\$	\$	\$
Amount Outstanding	\$	\$	\$	\$
Date of Maturity				
Interest Rate	%	%	%	%
Current Year Interest	\$	\$	\$	\$
Current Year Principle	\$	\$	\$	\$

Meter Deposit Balance at Test Year End \$ 65,942.47

Meter Deposits Refunded During the Test Year \$ 9,052.50

<b>COMPANY NAME</b>	ICR Water Users Association Inc
<b>Name of System:</b>	ADEQ Public Water System Number: 13-303

**WATER COMPANY PLANT DESCRIPTION**

**WELLS**

ADWR ID Number*	Pump Horsepower	Pump Yield (gpm)	Casing Depth (Feet)	Casing Diameter (Inches)	Meter Size (inches)	Year Drilled
55-542062	75	225	260	10	4	1994
55-575291	75	420	260	10	4	2002

\* Arizona Department of Water Resources Identification Number

**OTHER WATER SOURCES**

Name or Description	Capacity (gpm)	Gallons Purchased or Obtained (in thousands)
Aqua Meadows LLC		30,072

BOOSTER PUMPS		FIRE HYDRANTS	
Horsepower	Quantity	Quantity Standard	Quantity Other
20	5	139	
25	3		
15	1		
50	2		
30	2		

STORAGE TANKS		PRESSURE TANKS	
Capacity	Quantity	Capacity	Quantity
210000	1	3200	2
30000	1		

*Note: If you are filing for more than one system, please provide separate sheets for each system.*

<b>COMPANY NAME</b>	<b>ICR Water Users Association Inc</b>
<b>Name of System:</b>	<b>ADEQ Public Water System Number: 13-263</b>

**WATER COMPANY PLANT DESCRIPTION**

**WELLS**

<b>ADWR ID Number*</b>	<b>Pump Horsepower</b>	<b>Pump Yield (gpm)</b>	<b>Casing Depth (Feet)</b>	<b>Casing Diameter (Inches)</b>	<b>Meter Size (inches)</b>	<b>Year Drilled</b>
55-589659	60	425	275	10	6	1994
55-589660	60	375	250	8	6	2002
55-584177	30	250	300	8	6	2001

\* Arizona Department of Water Resources Identification Number

**OTHER WATER SOURCES**

<b>Name or Description</b>	<b>Capacity (gpm)</b>	<b>Gallons Purchased or Obtained (in thousands)</b>

<b>BOOSTER PUMPS</b>		<b>FIRE HYDRANTS</b>	
<b>Horsepower</b>	<b>Quantity</b>	<b>Quantity Standard</b>	<b>Quantity Other</b>
40	3	159	
15	2		
100	2		
50/60/75	1/2/3		
30	4		

<b>STORAGE TANKS</b>		<b>PRESSURE TANKS</b>	
<b>Capacity</b>	<b>Quantity</b>	<b>Capacity</b>	<b>Quantity</b>
300,000	2	3,200	1

*Note: If you are filing for more than one system, please provide separate sheets for each system*

<b>COMPANY NAME</b> ICR Water Users Association Inc
<b>Name of System:</b> ADEQ Public Water System Number: 13-303

**WATER COMPANY PLANT DESCRIPTION (CONTINUED)**

**MAINS**

Size (in inches)	Material	Length (in feet)
2		
3		
4	PVC	180
5		
6	PVC	23,992
8	PCV	75,429
10		
12		

**CUSTOMER METERS**

Size (in inches)	Quantity
5/8 X 3/4	275
3/4	
1	7
1 1/2	
2	3
Comp. 3	
Turbo 3	
Comp. 4	1
Turbo 4	
Comp. 6	5
Turbo 6	

For the following three items, list the utility owned assets in each category for each system.

**TREATMENT EQUIPMENT:**

Clorination equipment \_\_\_\_\_  
 \_\_\_\_\_  
 \_\_\_\_\_  
 \_\_\_\_\_  
 \_\_\_\_\_

**STRUCTURES:**

2 Pump Houses \_\_\_\_\_  
 Chain link fences \_\_\_\_\_  
 2 Well Houses \_\_\_\_\_  
 \_\_\_\_\_  
 \_\_\_\_\_  
 \_\_\_\_\_

**OTHER:**

\_\_\_\_\_  
 \_\_\_\_\_  
 \_\_\_\_\_

*Note: If you are filing for more than one system, please provide separate sheets for each system.*

COMPANY NAME ICR Water Users Association Inc

Name of System: ADEQ Public Water System Number: 13-263

**WATER COMPANY PLANT DESCRIPTION (CONTINUED)**

Size (in inches)	Material	Length (in feet)
2		
3		
4		
5		
6	PVC	17,865
8	PVC	61,473
10	PVC	25,543
12	PVD	18,296

MAINS

Size (in inches)	Quantity
5/8 X 3/4	132
3/4	
1	33
1 1/2	2
2	9
Comp. 3	
Turbo 3	
Comp. 4	
Turbo 4	
Comp. 6	1
Turbo 6	

CUSTOMER METERS

For the following three items, list the utility owned assets in each category for each system.

TREATMENT EQUIPMENT:

\_\_\_\_\_ Chlorination Equipment \_\_\_\_\_

\_\_\_\_\_

\_\_\_\_\_

\_\_\_\_\_

STRUCTURES:

\_\_\_\_\_ 3 Pump Houses \_\_\_\_\_

\_\_\_\_\_ Chain Link fences \_\_\_\_\_

\_\_\_\_\_ 3 Well Houses \_\_\_\_\_

\_\_\_\_\_

\_\_\_\_\_

OTHER:

\_\_\_\_\_

\_\_\_\_\_

\_\_\_\_\_

*Note: If you are filing for more than one system, please provide separate sheets for each system.*

<b>COMPANY NAME: ICR Water Users Association Inc</b>	
<b>Name of System:</b>	<b>ADEQ Public Water System Number: 13-303</b>

**WATER USE DATA SHEET BY MONTH FOR CALENDAR YEAR 2009**

MONTH	NUMBER OF CUSTOMERS	GALLONS SOLD (Thousands)	GALLONS PUMPED (Thousands)	GALLONS PURCHASED (Thousands)
JANUARY	280	1299	1358	0
FEBRUARY	280	978	1122	0
MARCH	281	1208	1345	0
APRIL	281	2185	2681	0
MAY	282	3887	4425	0
JUNE	281	2135	2268	0
JULY	281	3052	3157	0
AUGUST	279	3307	3452	0
SEPTEMBER	281	2930	3149	0
OCTOBER	281	2997	3483	0
NOVEMBER	281	1594	2270	0
DECEMBER	281	1245	1363	0
<b>TOTALS →</b>		<u>27,177</u>	30,073	0

What is the level of arsenic for each well on your system? 2.3/2.3/2.3 mg/l  
*(If more than one well, please list each separately.)*

If system has fire hydrants, what is the fire flow requirement? 1,000 GPM for 2 hrs

If system has chlorination treatment, does this treatment system chlorinate continuously?  
 Yes                       No

Is the Water Utility located in an ADWR Active Management Area (AMA)?  
 Yes                       No

Does the Company have an ADWR Gallons Per Capita Per Day (GPCPD) requirement?  
 Yes                       No

If yes, provide the GPCPD amount: \_\_\_\_\_

***Note: If you are filing for more than one system, please provide separate data sheets for each system.***

COMPANY NAME: ICR Water Users Association Inc
Name of System: ADEQ Public Water System Number: 13-263

**WATER USE DATA SHEET BY MONTH FOR CALENDAR YEAR 2009**

MONTH	NUMBER OF CUSTOMERS	GALLONS SOLD (Thousands)	GALLONS PUMPED (Thousands)	GALLONS PURCHASED (Thousands)
JANUARY	167	459	725	0
FEBRUARY	163	398	729	0
MARCH	163	4,020	4,141	0
APRIL	167	10,810	10,943	0
MAY	165	17,560	17,234	0
JUNE	163	10,836	11,507	0
JULY	160	14,540	13,897	0
AUGUST	163	14,625	14,840	0
SEPTEMBER	163	12,480	12,433	0
OCTOBER	166	13,437	13,520	0
NOVEMBER	166	6,325	6,432	0
DECEMBER	165	2,159	2,150	0
<b>TOTALS →</b>		<b>107,649</b>	108,551	0

What is the level of arsenic for each well on your system? less than .0001 mg/l  
*(If more than one well, please list each separately.)*

If system has fire hydrants, what is the fire flow requirement? 1,000 GPM for 2 hrs

If system has chlorination treatment, does this treatment system chlorinate continuously?  
 Yes                       No

Is the Water Utility located in an ADWR Active Management Area (AMA)?  
 Yes                       No

Does the Company have an ADWR Gallons Per Capita Per Day (GPCPD) requirement?  
 Yes                       No

If yes, provide the GPCPD amount: \_\_\_\_\_

*Note: If you are filing for more than one system, please provide separate data sheets for each system.*

<b>COMPANY NAME:</b> ICR Water Users Association Inc
<b>Name of System:</b> ADEQ Public Water System Number: 13-303

**UTILITY SHUTOFFS / DISCONNECTS**

<b>MONTH</b>	<b>Termination without Notice R14-2-410.B</b>	<b>Termination with Notice R14-2-410.C</b>	<b>OTHER</b>
JANUARY	0	0	0
FEBRUARY	0	0	0
MARCH	0	0	0
APRIL	0	0	0
MAY	0	0	0
JUNE	0	0	0
JULY	0	0	0
AUGUST	0	0	0
SEPTEMBER	0	0	0
OCTOBER	0	0	0
NOVEMBER	0	0	0
DECEMBER	0	0	0
<b>TOTALS →</b>	<b>0</b>	<b>0</b>	<b>0</b>

OTHER (description):

---



---



---



---



---



---



---

**COMPANY NAME: ICR Water Users Association Inc**

**Name of System:**

**ADEQ Public Water System Number: 13-263**

**UTILITY SHUTOFFS / DISCONNECTS**

<b>MONTH</b>	<b>Termination without Notice R14-2-410.B</b>	<b>Termination with Notice R14-2-410.C</b>	<b>OTHER</b>
<b>JANUARY</b>	0	0	0
<b>FEBRUARY</b>	0	0	0
<b>MARCH</b>	0	0	0
<b>APRIL</b>	0	0	0
<b>MAY</b>	0	0	0
<b>JUNE</b>	0	0	0
<b>JULY</b>	0	0	0
<b>AUGUST</b>	0	4	0
<b>SEPTEMBER</b>	0	0	0
<b>OCTOBER</b>	0	0	0
<b>NOVEMBER</b>	0	0	0
<b>DECEMBER</b>	0	0	0
<b>TOTALS →</b>	<b>0</b>	<b>4</b>	<b>0</b>

OTHER (description):

---

---

---

---

---

---

COMPANY NAME ICR Water Users Association Inc. YEAR ENDING 12/31/2009

**PROPERTY TAXES**

Amount of actual property taxes paid during Calendar Year 2009 was: \$ 6,925.57

Attach to this annual report proof (e.g. property tax bills stamped "paid in full" or copies of cancelled checks for property tax payments) of any and all property taxes paid during the calendar year.

If no property taxes paid, explain why. \_\_\_\_\_  
\_\_\_\_\_  
\_\_\_\_\_  
\_\_\_\_\_  
\_\_\_\_\_

**VERIFICATION  
AND  
SWORN STATEMENT**  
Taxes

**VERIFICATION**

STATE OF ARIZONA  
I, THE UNDERSIGNED  
OF THE

COUNTY OF (COUNTY NAME)	<u>YAVAPAI</u>
NAME (OWNER OR OFFICIAL) TITLE	<u>WILLIAM MEYER, PRESIDENT</u>
COMPANY NAME	<u>ICR WATER USERS ASSOCIATION INC.</u>

DO SAY THAT THIS ANNUAL UTILITY PROPERTY TAX AND SALES TAX REPORT TO THE ARIZONA CORPORATION COMMISSION

FOR THE YEAR ENDING

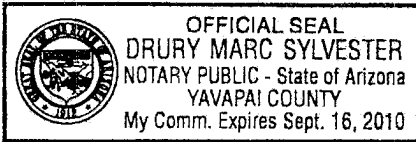
MONTH	DAY	YEAR
<u>12</u>	<u>31</u>	<u>2009</u>

HAS BEEN PREPARED UNDER MY DIRECTION, FROM THE ORIGINAL BOOKS, PAPERS AND RECORDS OF SAID UTILITY; THAT I HAVE CAREFULLY EXAMINED THE SAME, AND DECLARE THE SAME TO BE A COMPLETE AND CORRECT STATEMENT OF BUSINESS AND AFFAIRS OF SAID UTILITY FOR THE PERIOD COVERED BY THIS REPORT IN RESPECT TO EACH AND EVERY MATTER AND THING SET FORTH, TO THE BEST OF MY KNOWLEDGE, INFORMATION AND BELIEF.

**SWORN STATEMENT**

I HEREBY ATTEST THAT ALL PROPERTY TAXES FOR SAID COMPANY ARE CURRENT AND PAID IN FULL.

I HEREBY ATTEST THAT ALL SALES TAXES FOR SAID COMPANY ARE CURRENT AND PAID IN FULL.



William Meyer  
SIGNATURE OF OWNER OR OFFICIAL  
928 445 6581  
TELEPHONE NUMBER

SUBSCRIBED AND SWORN TO BEFORE ME  
A NOTARY PUBLIC IN AND FOR THE COUNTY OF  
THIS 26<sup>th</sup> DAY OF

COUNTY NAME	<u>YAVAPAI</u>	
MONTH	<u>April</u>	<u>2010</u>

(SEAL)

Drury Marc Sylvester  
SIGNATURE OF NOTARY PUBLIC

MY COMMISSION EXPIRES 9-16-10

**INCOME TAXES**

For this reporting period, provide the following:

Federal Taxable Income Reported \_\_\_\_\_ -0- \_\_\_\_\_  
Estimated or Actual Federal Tax Liability \_\_\_\_\_ -0- \_\_\_\_\_

State Taxable Income Reported \_\_\_\_\_ -0- \_\_\_\_\_  
Estimated or Actual State Tax Liability \_\_\_\_\_ -0- \_\_\_\_\_

Amount of Grossed-Up Contributions/Advances:

Amount of Contributions/Advances \_\_\_\_\_  
Amount of Gross-Up Tax Collected \_\_\_\_\_  
Total Grossed-Up Contributions/Advances \_\_\_\_\_

Decision No. 55774 states, in part, that the utility will refund any excess gross-up funds collected at the close of the tax year when tax returns are completed. Pursuant to this Decision, if gross-up tax refunds are due to any Payer or if any gross-up tax refunds have already been made, attach the following information by Payer: name and amount of contribution/advance, the amount of gross-up tax collected, the amount of refund due to each Payer, and the date the Utility expects to make or has made the refund to the Payer.

**CERTIFICATION**

The undersigned hereby certifies that the Utility has refunded to Payers all gross-up tax refunds reported in the prior year's annual report. This certification is to be signed by the President or Chief Executive Officer, if a corporation; the managing general partner, if a partnership; the managing member, if a limited liability company or the sole proprietor, if a sole proprietorship.

\_\_\_\_\_  
**SIGNATURE**

\_\_\_\_\_  
**DATE**

\_\_\_\_\_  
**PRINTED NAME**

\_\_\_\_\_  
**TITLE**

**VERIFICATION  
AND  
SWORN STATEMENT  
Intrastate Revenues Only**

WAP 17 2009

VERIFICATION  
STATE OF ARIZONA  
I, THE UNDERSIGNED  
OF THE

COUNTY OF (COUNTY NAME)	yavapai
NAME (OWNER OR OFFICIAL) TITLE	THOMAS SULLIVAN, TREASURER
COMPANY NAME	ICR WATER USERS ASSOCIATION, INC.

DO SAY THAT THIS ANNUAL UTILITY REPORT TO THE ARIZONA CORPORATION COMMISSION

FOR THE YEAR ENDING

MONTH	DAY	YEAR
12	31	2009

HAS BEEN PREPARED UNDER MY DIRECTION, FROM THE ORIGINAL BOOKS, PAPERS AND RECORDS OF SAID UTILITY; THAT I HAVE CAREFULLY EXAMINED THE SAME, AND DECLARE THE SAME TO BE A COMPLETE AND CORRECT STATEMENT OF BUSINESS AND AFFAIRS OF SAID UTILITY FOR THE PERIOD COVERED BY THIS REPORT IN RESPECT TO EACH AND EVERY MATTER AND THING SET FORTH, TO THE BEST OF MY KNOWLEDGE, INFORMATION AND BELIEF.

**SWORN STATEMENT**

IN ACCORDANCE WITH THE REQUIREMENT OF TITLE 40, ARTICLE 8, SECTION 40-401, ARIZONA REVISED STATUTES, IT IS HEREIN REPORTED THAT THE GROSS OPERATING REVENUE OF SAID UTILITY DERIVED FROM ARIZONA INTRASTATE UTILITY OPERATIONS DURING CALENDAR YEAR 2009 WAS:

Arizona Intrastate Gross Operating Revenues Only (\$)
\$ 386,835.44

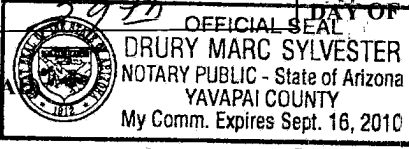
(THE AMOUNT IN BOX ABOVE  
INCLUDES \$ 23,837.29  
IN SALES TAXES BILLED, OR COLLECTED)

**\*\*REVENUE REPORTED ON THIS PAGE MUST INCLUDE SALES TAXES BILLED OR COLLECTED. IF FOR ANY OTHER REASON, THE REVENUE REPORTED ABOVE DOES NOT AGREE WITH TOTAL OPERATING REVENUES ELSEWHERE REPORTED, ATTACH THOSE STATEMENTS THAT RECONCILE THE DIFFERENCE. (EXPLAIN IN DETAIL)**

*Thomas Sullivan*  
\_\_\_\_\_  
SIGNATURE OF OWNER OR OFFICIAL  
(928) 445-6581  
\_\_\_\_\_  
TELEPHONE NUMBER

SUBSCRIBED AND SWORN TO BEFORE ME  
A NOTARY PUBLIC IN AND FOR THE COUNTY OF

*Drury Marc Sylvester*  
\_\_\_\_\_  
COUNTY NAME YAVAPAI  
APRIL 2010

THIS [ ] DAY OF [ ]  
(SEAL)   
MY COMMISSION EXPIRES 9-16-10

*Drury Marc Sylvester*  
\_\_\_\_\_  
SIGNATURE OF NOTARY PUBLIC

**VERIFICATION  
AND  
SWORN STATEMENT  
RESIDENTIAL REVENUE  
Intrastate Revenues Only**

MAY 15 2010

**VERIFICATION**

**STATE OF ARIZONA**

**I, THE UNDERSIGNED**

**OF THE**

COUNTY OF (COUNTY NAME) <b>YAVAPAI</b>	
NAME (OWNER OR OFFICIAL) <b>THOMAS SULLIVAN</b>	TITLE <b>TREASURER</b>
COMPANY NAME <b>ICR WATER USERS ASSOCIATION INC.</b>	

**DO SAY THAT THIS ANNUAL UTILITY REPORT TO THE ARIZONA CORPORATION COMMISSION  
FOR THE YEAR ENDING**

MONTH	DAY	YEAR
12	31	2009

**HAS BEEN PREPARED UNDER MY DIRECTION, FROM THE ORIGINAL BOOKS, PAPERS AND RECORDS OF SAID UTILITY; THAT I HAVE CAREFULLY EXAMINED THE SAME, AND DECLARE THE SAME TO BE A COMPLETE AND CORRECT STATEMENT OF BUSINESS AND AFFAIRS OF SAID UTILITY FOR THE PERIOD COVERED BY THIS REPORT IN RESPECT TO EACH AND EVERY MATTER AND THING SET FORTH, TO THE BEST OF MY KNOWLEDGE, INFORMATION AND BELIEF.**

**SWORN STATEMENT**

**IN ACCORDANCE WITH THE REQUIREMENTS OF TITLE 40, ARTICLE 8, SECTION 40-401.01, ARIZONA REVISED STATUTES, IT IS HEREIN REPORTED THAT THE GROSS OPERATING REVENUE OF SAID UTILITY DERIVED FROM ARIZONA INTRASTATE UTILITY OPERATIONS RECEIVED FROM RESIDENTIAL CUSTOMERS DURING CALENDAR YEAR 2009 WAS:**

<b>ARIZONA INTRASTATE GROSS OPERATING REVENUES</b>  <b>\$ 386,835.44</b>
--

**THE AMOUNT IN BOX AT LEFT  
INCLUDES \$ 23,837.29  
IN SALES TAXES BILLED, OR COLLECTED)**


**\*RESIDENTIAL REVENUE REPORTED ON THIS PAGE  
MUST INCLUDE SALES TAXES BILLED.**

*Thomas Sullivan*  
\_\_\_\_\_  
SIGNATURE OF OWNER OR OFFICIAL

(928) 445-6581  
\_\_\_\_\_  
TELEPHONE NUMBER

**SUBSCRIBED AND SWORN TO BEFORE ME  
A NOTARY PUBLIC IN AND FOR THE COUNTY OF  
THIS**

29<sup>th</sup>
 DAY OF



OFFICIAL SEAL  
DRURY MARC SYLVESTER  
NOTARY PUBLIC - State of Arizona  
YAVAPAI COUNTY  
My Comm. Expires Sept. 16, 2010

(SEAL)

**MY COMMISSION EXPIRES**

9-16-10

NOTARY PUBLIC NAME <i>Drury Marc Sylvester</i>	
COUNTY NAME	YAVAPAI
APRIL	, 2010

*[Signature]*  
\_\_\_\_\_  
SIGNATURE OF NOTARY PUBLIC