

ARIZONA CORPORATION COMMISSION
UTILITIES DIVISION

ANNUAL REPORT MAILING LABEL – MAKE CHANGES AS NECESSARY

W-02273A	E
EHRENBURG IMPROVEMENT ASSOCIATION	

ANNUAL REPORT
Water

FOR YEAR ENDING

12	31	2009
----	----	------

FOR COMMISSION USE

ANN 04	09
--------	----

5-13-10

COMPANY INFORMATION

Company Name (Business Name) Ehrenberg Improvement Association

Mailing Address P.O. Box 50
(Street)

Ehrenberg AZ 85334-0050
(City) (State) (Zip)

(928) 923-9388 (928) 923-9389
Telephone No. (Include Area Code) Fax No. (Include Area Code) Cell No. (Include Area Code)

Email Address ehrenbergwater@verizon.net

Local Office Mailing Address SAA
(Street)

(City) (State) (Zip)

Local Office Telephone No. (Include Area Code) Fax No. (Include Area Code) Cell No. (Include Area Code)

Email Address _____

MANAGEMENT INFORMATION

Regulatory Contact:

Management Contact: Dennis Price Manager
(Name) (Title)

P.O. Box 50 Ehrenberg AZ 85334-0050
(Street) (City) (State) (Zip)

(928) 923-9388 (928) 923-9389
Telephone No. (Include Area Code) Fax No. (Include Area Code) Cell No. (Include Area Code)

Email Address ehrenbergwater@verizon.net

On Site Manager: Dennis Price
(Name)

P.O. Box 50 Ehrenberg AZ 85334-0050
(Street) (City) (State) (Zip)

(928) 923-9388 (928) 923-9389
Telephone No. (Include Area Code) Fax No. (Include Area Code) Cell No. (Include Area Code)

Email Address ehrenbergwater@verizon.net

Statutory Agent: _____

(Name)

(Street)

(City)

(State)

(Zip)

Telephone No. (Include Area Code)

Fax No. (Include Area Code)

Cell No. (Include Area Code)

Attorney: Jennings, Strouss & Salmon

(Name)

201 E. Washington Street

Phoenix

AZ

85004-2385

(Street)

(City)

(State)

(Zip)

602-262-5911

602-253-3255

Telephone No. (Include Area Code)

Fax No. (Include Area Code)

Cell No. (Include Area Code)

Email Address _____

OWNERSHIP INFORMATION

Check the following box that applies to your company:

Sole Proprietor (S)

C Corporation (C) (Other than Association/Co-op)

Partnership (P)

Subchapter S Corporation (Z)

Bankruptcy (B)

Association/Co-op (A)

Receivership (R)

Limited Liability Company

Other (Describe) Non Profit Corporation

COUNTIES SERVED

Check the box below for the county/ies in which you are certificated to provide service:

APACHE

COCHISE

COCONINO

GILA

GRAHAM

GREENLEE

LA PAZ

MARICOPA

MOHAVE

NAVAJO

PIMA

PINAL

SANTA CRUZ


YAVAPAI

YUMA

STATEWIDE

UTILITY PLANT IN SERVICE

Acct. No.	DESCRIPTION	Original Cost (OC)	Accumulated Depreciation (AD)	O.C.L.D. (OC less AD)
301	Organization			
302	Franchises			
303	Land and Land Rights	4,800	N/A	4,800
304	Structures and Improvements	48,186	24,429	23,757
307	Wells and Springs	8,221	8,221	-0-
311	Pumping Equipment	31,023	22,441	8,582
320	Water Treatment Equipment	232,902	154,234	78,668
330	Distribution Reservoirs and Standpipes	287,811	189,669	98,142
331	Transmission and Distribution Mains	494,014	194,102	299,912
333	Services	77,205	7,716	69,489
334	Meters and Meter Installations	103,348	103,348	-0-
335	Hydrants	64,367	37,503	26,864
336	Backflow Prevention Devices			
339	Other Plant and Misc. Equipment			
340	Office Furniture and Equipment	7,164	5,609	1,555
341	Transportation Equipment	50,495	49,116	1,379
343	Tools, Shop and Garage Equipment	8,332	3,693	4,639
344	Laboratory Equipment	3,651	1,563	2,088
345	Power Operated Equipment			
346	Communication Equipment	732	219	513
347	Miscellaneous Equipment	1,622	486	1,136
348	Other Tangible Plant			
	TOTALS	1,423,873	802,349	621,524

This amount goes on the Balance Sheet Acct. No. 108 

CALCULATION OF DEPRECIATION EXPENSE FOR CURRENT YEAR

Acct. No.	DESCRIPTION	Original Cost (1)	Depreciation Percentage (2)	Depreciation Expense (1x2)
301	Organization			
302	Franchises			
303	Land and Land Rights	4,800	-0-	-0-
304	Structures and Improvements	48,186	3.33%	1,563
307	Wells and Springs	8,221	3.33%	236
311	Pumping Equipment	31,023	12.50%	1,789
320	Water Treatment Equipment	232,902	3.33%	7,314
330	Distribution Reservoirs and Standpipes	287,811	2.22%	6,396
331	Transmission and Distribution Mains	494,014	2.00%	9,880
333	Services	77,205	3.33%	2,574
334	Meters and Meter Installations	103,348	8.33%	-0-
335	Hydrants	64,367	2.00%	1,287
336	Backflow Prevention Devices			
339	Other Plant and Misc. Equipment			
340	Office Furniture and Equipment	7,164	6.67%	387
341	Transportation Equipment	50,495	20.00%	4,177
343	Tools, Shop and Garage Equipment	8,332	5.00%	329
344	Laboratory Equipment	3,651	10.00%	365
345	Power Operated Equipment			
346	Communication Equipment	732	10.00%	73
347	Miscellaneous Equipment	1,622	10.00%	162
348	Other Tangible Plant			
	TOTALS	1,423,873		36,532

This amount goes on the Comparative Statement of Income and Expense _____
 Acct. No. 403.

BALANCE SHEET

Acct No.	ASSETS	BALANCE AT BEGINNING OF YEAR	BALANCE AT END OF YEAR
	CURRENT AND ACCRUED ASSETS		
131	Cash	\$ 7,229	\$ 22,148
134	Working Funds		
135	Temporary Cash Investments		
141	Customer Accounts Receivable	6,989	2,678
146	Notes/Receivables from Associated Companies		
151	Plant Material and Supplies	14,000	14,000
162	Prepayments		
174	Miscellaneous Current and Accrued Assets		
	TOTAL CURRENT AND ACCRUED ASSETS	\$ 28,218	\$ 38,826
	FIXED ASSETS		
101	Utility Plant in Service	\$ 1,852,621	\$ 1,423,873
103	Property Held for Future Use		
105	Construction Work in Progress		
108	Accumulated Depreciation – Utility Plant	(1,035,619)	(802,349)
121	Non-Utility Property		
122	Accumulated Depreciation – Non Utility		
	TOTAL FIXED ASSETS	\$ 817,002	\$ 621,524
	TOTAL ASSETS	\$ 845,220	\$ 660,350

NOTE: The Assets on this page should be equal to **Total Liabilities and Capital** on the following page.

BALANCE SHEET (CONTINUED)

Acct. No.		BALANCE AT BEGINNING OF YEAR	BALANCE AT END OF YEAR
	LIABILITIES		
	CURRENT LIABILITES		
231	Accounts Payable	\$ 28,142	\$ 42,826
232	Notes Payable (Current Portion)	30,365	26,970
234	Notes/Accounts Payable to Associated Companies		
235	Customer Deposits	5,903	4,985
236	Accrued Taxes		
237	Accrued Interest		
241	Miscellaneous Current and Accrued Liabilities		
	TOTAL CURRENT LIABILITIES	\$ 64,410	\$ 74,781
	LONG-TERM DEBT (Over 12 Months)		
224	Long-Term Notes and Bonds	\$ 364,043	\$ 321,639
	DEFERRED CREDITS		
251	Unamortized Premium on Debt	\$	\$
252	Advances in Aid of Construction		
255	Accumulated Deferred Investment Tax Credits		
271	Contributions in Aid of Construction		
272	Less: Amortization of Contributions		
281	Accumulated Deferred Income Tax		
	TOTAL DEFERRED CREDITS	\$	\$
	TOTAL LIABILITIES	\$ 428,453	\$ 396,420
	CAPITAL ACCOUNTS		
201	Common Stock Issued	\$	\$
211	Paid in Capital in Excess of Par Value		
215	Retained Earnings	416,767	263,930
218	Proprietary Capital (Sole Props and Partnerships)		
	TOTAL CAPITAL	\$	\$
	TOTAL LIABILITIES AND CAPITAL	\$ 845,220	\$ 660,350

COMPARATIVE STATEMENT OF INCOME AND EXPENSE

Acct. No.	OPERATING REVENUES	PRIOR YEAR	CURRENT YEAR
461	Metered Water Revenue	\$ 248,552	\$ 253,544
460	Unmetered Water Revenue		
474	Other Water Revenues		
	TOTAL REVENUES	\$ 248,552	\$ 253,544
	OPERATING EXPENSES		
601	Salaries and Wages	\$ 72,309	\$ 55,900
610	Purchased Water		
615	Purchased Power	21,465	22,231
618	Chemicals	10,947	15,930
620	Repairs and Maintenance	18,065	11,352
621	Office Supplies and Expense	5,686	3,800
630	Outside Services	2,887	1,953
635	Water Testing		5,061
641	Rents	10,500	11,425
650	Transportation Expenses	9,867	6,144
657	Insurance – General Liability	8,548	15,640
659	Insurance - Health and Life		
666	Regulatory Commission Expense – Rate Case		
675	Miscellaneous Expense	34,000	26,992
403	Depreciation Expense	45,108	36,532
408	Taxes Other Than Income	7,445	5,607
408.11	Property Taxes	16,788	9,560
409	Income Tax		
	TOTAL OPERATING EXPENSES	\$ 263,615	\$ 228,127
	OPERATING INCOME/(LOSS)	\$ (15,063)	\$ 25,417
	OTHER INCOME/(EXPENSE)		
419	Interest and Dividend Income	\$ 97	\$ 191
421	Non-Utility Income	290,761	114
426	Miscellaneous Non-Utility Expenses		
427	Interest Expense	(20,092)	(19,610)
	TOTAL OTHER INCOME/(EXPENSE)	\$ 270,766	\$ (19,305)
	NET INCOME/(LOSS)	\$ 255,703	\$ 6,112

SUPPLEMENTAL FINANCIAL DATA

Long-Term Debt

	LOAN #1	LOAN #2	LOAN #3	LOAN #4
Date Issued	2/1989	6/1995		
Source of Loan	USDA	USDA		
ACC Decision No.				
Reason for Loan	Construction	Construction		
Dollar Amount Issued	\$ 600,000	\$ 92,100	\$	\$
Amount Outstanding	\$ 275,748	\$ 72,961	\$	\$
Date of Maturity	6/2018	3/2034		
Interest Rate	5 %	4.5 %	%	%
Current Year Interest	\$ 14,896	\$ 3,213	\$	\$
Current Year Principle	\$ 23,518	\$ 1,352	\$	\$

Meter Deposit Balance at Test Year End	\$ 4,985
Meter Deposits Refunded During the Test Year	\$ 1,119

COMPANY NAME EHREBERG IMPROVEMENT ASSOCIATION
Name of System: ADEQ Public Water System Number: 15497

WATER COMPANY PLANT DESCRIPTION

WELLS

ADWR ID Number*	Pump Horsepower	Pump Yield (gpm)	Casing Depth (Feet)	Casing Diameter (Inches)	Meter Size (inches)	Year Drilled
N/A						

* Arizona Department of Water Resources Identification Number

OTHER WATER SOURCES

Name or Description	Capacity (gpm)	Gallons Purchased or Obtained (in thousands)
River Pump	3,000	141,572

BOOSTER PUMPS		FIRE HYDRANTS	
Horsepower	Quantity	Quantity Standard	Quantity Other
NONE		63	

STORAGE TANKS		PRESSURE TANKS	
Capacity	Quantity	Capacity	Quantity
600,000	2	30,000	1

Note: If you are filing for more than one system, please provide separate sheets for each system.

COMPANY NAME EHREBERG IMPROVEMENT ASSOCIATION
Name of System: ADEQ Public Water System Number: 15497

WATER COMPANY PLANT DESCRIPTION (CONTINUED)

MAINS

Size (in inches)	Material	Length (in feet)
2		
3		
4		
5		
6	AC	2925
8	AC	8220
10		
12	AC	267000

CUSTOMER METERS

Size (in inches)	Quantity
5/8 X 3/4	0
3/4	202
1	103
1 1/2	12
2	15
Comp. 3	0
Turbo 3	7
Comp. 4	2
Turbo 4	1
Comp. 6	2
Turbo 6	0
Turbo 8	1

For the following three items, list the utility owned assets in each category for each system.

TREATMENT EQUIPMENT:

(4) Filter Media

STRUCTURES:

(1) 30x40 Steel Storage Building

(1) 6x5 Steel Water Treatment Building

(1) 10x20 Framed Office for Laboratory Equipment

OTHER:

(2) Steel Reservoirs, 600,000 Gallons Each

(1) Steel pressure Tank, 30,000 Gallons

(1) Pier Holding Intake Pumps

Note: If you are filing for more than one system, please provide separate sheets for each system.

COMPANY NAME: EHRENBURG IMPROVEMENT ASSOCIATION	
Name of System:	ADEQ Public Water System Number: 15497

WATER USE DATA SHEET BY MONTH FOR CALENDAR YEAR 2009

MONTH	NUMBER OF CUSTOMERS	GALLONS SOLD (Thousands)	GALLONS PUMPED (Thousands)	GALLONS PURCHASED (Thousands)
JANUARY	295	7,130	9,290	0
FEBRUARY	297	6,405	8,117	0
MARCH	295	7,362	10,101	0
APRIL	297	9,833	11,107	0
MAY	300	9,768	12,678	0
JUNE	303	11,121	13,167	0
JULY	299	13,342	15,070	0
AUGUST	299	12,406	15,047	0
SEPTEMBER	297	10,821	14,106	0
OCTOBER	297	9,214	12,778	0
NOVEMBER	297	8,337	11,302	0
DECEMBER	294	6,851	8,809	0
TOTALS →		112,591	141,572	0

What is the level of arsenic for each well on your system? N/A mg/l
(If more than one well, please list each separately.)

If system has fire hydrants, what is the fire flow requirement? 500 GPM for 1 hrs

If system has chlorination treatment, does this treatment system chlorinate continuously?
 Yes No

Is the Water Utility located in an ADWR Active Management Area (AMA)?
 Yes No

Does the Company have an ADWR Gallons Per Capita Per Day (GPCPD) requirement?
 Yes No

If yes, provide the GPCPD amount: _____

Note: If you are filing for more than one system, please provide separate data sheets for each system.

COMPANY NAME: EHRENBURG IMPROVEMENT ASSOCIATION

Name of System: ADEQ Public Water System Number: 15497

UTILITY SHUTOFFS / DISCONNECTS

MONTH	Termination without Notice R14-2-410.B	Termination with Notice R14-2-410.C	OTHER
JANUARY	0	0	0
FEBRUARY	0	2	0
MARCH	0	0	0
APRIL	0	0	0
MAY	0	0	0
JUNE	0	1	0
JULY	0	2	0
AUGUST	0	3	0
SEPTEMBER	0	1	0
OCTOBER	0	0	0
NOVEMBER	0	0	0
DECEMBER	0	1	0
TOTALS →	0	10	0

OTHER (description):

PROPERTY TAXES

Amount of actual property taxes paid during Calendar Year 2009 was: \$ 13,240.39

Attach to this annual report proof (e.g. property tax bills stamped "paid in full" or copies of cancelled checks for property tax payments) of any and all property taxes paid during the calendar year.

If no property taxes paid, explain why. _____

VERIFICATION AND SWORN STATEMENT Taxes

VERIFICATION

STATE OF AZ I, THE UNDERSIGNED OF THE

Table with 3 rows: COUNTY OF (COUNTY NAME) La Paz; NAME (OWNER OR OFFICIAL) TITLE Christina Balyanz, President; COMPANY NAME Ehrenberg Improvement Association

DO SAY THAT THIS ANNUAL UTILITY PROPERTY TAX AND SALES TAX REPORT TO THE ARIZONA CORPORATION COMMISSION

FOR THE YEAR ENDING

Table with 3 columns: MONTH 12, DAY 31, YEAR 2009

HAS BEEN PREPARED UNDER MY DIRECTION, FROM THE ORIGINAL BOOKS, PAPERS AND RECORDS OF SAID UTILITY; THAT I HAVE CAREFULLY EXAMINED THE SAME, AND DECLARE THE SAME TO BE A COMPLETE AND CORRECT STATEMENT OF BUSINESS AND AFFAIRS OF SAID UTILITY FOR THE PERIOD COVERED BY THIS REPORT IN RESPECT TO EACH AND EVERY MATTER AND THING SET FORTH, TO THE BEST OF MY KNOWLEDGE, INFORMATION AND BELIEF.

SWORN STATEMENT

I HEREBY ATTEST THAT ALL PROPERTY TAXES FOR SAID COMPANY ARE CURRENT AND PAID IN FULL.

I HEREBY ATTEST THAT ALL SALES TAXES FOR SAID COMPANY ARE CURRENT AND PAID IN FULL.

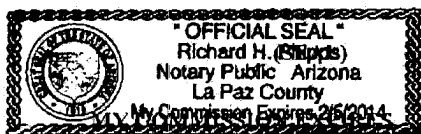
Handwritten signature of Christina Balyanz, SIGNATURE OF OWNER OR OFFICIAL, (928) 923-9388, TELEPHONE NUMBER

SUBSCRIBED AND SWORN TO BEFORE ME

A NOTARY PUBLIC IN AND FOR THE COUNTY OF

THIS 14th DAY OF

Table with 2 rows: COUNTY NAME La Paz; MONTH May, 2010



2-5-2014

Handwritten signature of Richard H. Phripps, SIGNATURE OF NOTARY PUBLIC

INCOME TAXES

For this reporting period, provide the following:

Federal Taxable Income Reported	_____
Estimated or Actual Federal Tax Liability	_____
State Taxable Income Reported	_____
Estimated or Actual State Tax Liability	_____
Amount of Grossed-Up Contributions/Advances:	
Amount of Contributions/Advances	_____
Amount of Gross-Up Tax Collected	_____
Total Grossed-Up Contributions/Advances	_____

Decision No. 55774 states, in part, that the utility will refund any excess gross-up funds collected at the close of the tax year when tax returns are completed. Pursuant to this Decision, if gross-up tax refunds are due to any Payer or if any gross-up tax refunds have already been made, attach the following information by Payer: name and amount of contribution/advance, the amount of gross-up tax collected, the amount of refund due to each Payer, and the date the Utility expects to make or has made the refund to the Payer.

CERTIFICATION

The undersigned hereby certifies that the Utility has refunded to Payers all gross-up tax refunds reported in the prior year's annual report. This certification is to be signed by the President or Chief Executive Officer, if a corporation; the managing general partner, if a partnership; the managing member, if a limited liability company or the sole proprietor, if a sole proprietorship.

SIGNATURE

DATE

PRINTED NAME

TITLE

**VERIFICATION
AND
SWORN STATEMENT
Intrastate Revenues Only**

VERIFICATION

STATE OF ARIZONA

I, THE UNDERSIGNED

OF THE

COUNTY OF (COUNTY NAME)	La Paz
NAME (OWNER OR OFFICIAL) TITLE	Christina Balvanz, Board Presid
COMPANY NAME	Ehrenberg Improvement Association

DO SAY THAT THIS ANNUAL UTILITY REPORT TO THE ARIZONA CORPORATION COMMISSION

FOR THE YEAR ENDING

MONTH	DAY	YEAR
12	31	2009

HAS BEEN PREPARED UNDER MY DIRECTION, FROM THE ORIGINAL BOOKS, PAPERS AND RECORDS OF SAID UTILITY; THAT I HAVE CAREFULLY EXAMINED THE SAME, AND DECLARE THE SAME TO BE A COMPLETE AND CORRECT STATEMENT OF BUSINESS AND AFFAIRS OF SAID UTILITY FOR THE PERIOD COVERED BY THIS REPORT IN RESPECT TO EACH AND EVERY MATTER AND THING SET FORTH, TO THE BEST OF MY KNOWLEDGE, INFORMATION AND BELIEF.

SWORN STATEMENT

IN ACCORDANCE WITH THE REQUIREMENT OF TITLE 40, ARTICLE 8, SECTION 40-401, ARIZONA REVISED STATUTES, IT IS HEREIN REPORTED THAT THE GROSS OPERATING REVENUE OF SAID UTILITY DERIVED FROM ARIZONA INTRASTATE UTILITY OPERATIONS DURING CALENDAR YEAR 2009 WAS:

Arizona Intrastate Gross Operating Revenues Only (\$)
\$ <u>273,394.19</u>

**(THE AMOUNT IN BOX ABOVE
INCLUDES \$ 17,146.73
IN SALES TAXES BILLED, OR COLLECTED)**

****REVENUE REPORTED ON THIS PAGE MUST INCLUDE SALES TAXES BILLED OR COLLECTED. IF FOR ANY OTHER REASON, THE REVENUE REPORTED ABOVE DOES NOT AGREE WITH TOTAL OPERATING REVENUES ELSEWHERE REPORTED, ATTACH THOSE STATEMENTS THAT RECONCILE THE DIFFERENCE. (EXPLAIN IN DETAIL)**

Christina Balvanz

SIGNATURE OF OWNER OR OFFICIAL
(928) 923-9388

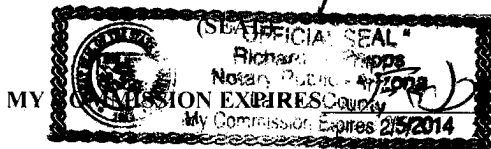
TELEPHONE NUMBER

SUBSCRIBED AND SWORN TO BEFORE ME

A NOTARY PUBLIC IN AND FOR THE COUNTY OF


THIS May 11th DAY OF

COUNTY NAME	La Paz
MONTH	May 2010



Richard H. Phipps

SIGNATURE OF NOTARY PUBLIC
5th 2014



ENHENSBERG IMPROVEMENT ASSOCIATION
 P.O. BOX 89
 ENHENSBERG, AZ 85334
 (520) 853-4258

MEMBERSHIP SERVICES, F.S.B.
 201 E. HICKORY ST. SUITE 200
 RYDING CLIFFS
 RYDING, CA 92292

3575
 10/22/2009

PAY TO THE ORDER OF ELLEN SOLPER, LA PAZ COUNTY TREASURER \$ 1,260.62

One Thousand Two Hundred Sixty and 00/100 DOLLARS

ELLEN SOLPER
 La Paz Co. Treasurer
 1112 Joshua Ave. #203
 PARKER, AZ. 85344-5726

MEMO #18-50-403 #003595# C322270518C 117705582# /0000126062/

02/09/2009 \$1,260.62 3575

ENHENSBERG IMPROVEMENT ASSOCIATION
 P.O. BOX 89
 ENHENSBERG, AZ 85334
 (520) 853-4258

MEMBERSHIP SERVICES, F.S.B.
 201 E. HICKORY ST. SUITE 200
 RYDING, CA 92292

4002
 11/22/2009

PAY TO THE ORDER OF ELLEN SOLPER, LA PAZ COUNTY TREASURER \$ 1,200.00

One Thousand Two Hundred and 00/100 DOLLARS

ELLEN SOLPER
 La Paz Co. Treasurer
 1112 Joshua Ave. #203
 PARKER, AZ. 85344-5726

MEMO #18-50-403 #004002# C322270518C 117705582# /0000120000/

11/05/2009 \$1,200.00 4002

ENHENSBERG IMPROVEMENT ASSOCIATION
 P.O. BOX 89
 ENHENSBERG, AZ 85334
 (520) 853-4258

MEMBERSHIP SERVICES, F.S.B.
 201 E. HICKORY ST. SUITE 200
 RYDING CLIFFS
 RYDING, CA 92292

3647
 02/26/2009

PAY TO THE ORDER OF ELLEN SOLPER, LA PAZ COUNTY TREASURER \$ 1,200.00

One Thousand Two Hundred and 00/100 DOLLARS

ELLEN SOLPER
 La Paz Co. Treasurer
 1112 Joshua Ave. #203
 PARKER, AZ. 85344-5726

MEMO #18-50-403 #003647# C322270518C 117705582# /0000120000/

03/27/2009 \$1,200.00 3647

ENHENSBERG IMPROVEMENT ASSOCIATION
 P.O. BOX 89
 ENHENSBERG, AZ 85334
 (520) 853-4258

MEMBERSHIP SERVICES, F.S.B.
 201 E. HICKORY ST. SUITE 200
 RYDING, CA 92292

4043
 12/03/2009

PAY TO THE ORDER OF ELLEN SOLPER, LA PAZ COUNTY TREASURER \$ 1,200.00

One Thousand Two Hundred and 00/100 DOLLARS

ELLEN SOLPER
 La Paz Co. Treasurer
 1112 Joshua Ave. #203
 PARKER, AZ. 85344-5726

MEMO #18-50-403 #004043# C322270518C 117705582# /0000120000/

12/03/2009 \$1,200.00 4043

ENHENSBERG IMPROVEMENT ASSOCIATION
 P.O. BOX 89
 ENHENSBERG, AZ 85334
 (520) 853-4258

MEMBERSHIP SERVICES, F.S.B.
 201 E. HICKORY ST. SUITE 200
 RYDING CLIFFS
 RYDING, CA 92292

3847
 10/29/2009

PAY TO THE ORDER OF ELLEN SOLPER, LA PAZ COUNTY TREASURER \$ 1,200.00

One Thousand Two Hundred and 00/100 DOLLARS

ELLEN SOLPER
 La Paz Co. Treasurer
 1112 Joshua Ave. #203
 PARKER, AZ. 85344-5726

MEMO #18-50-403 #003847# C322270518C 117705582# /0000120000/

10/29/2009 \$1,200.00 3847

ENHENSBERG IMPROVEMENT ASSOCIATION
 P.O. BOX 89
 ENHENSBERG, AZ 85334
 (520) 853-4258

MEMBERSHIP SERVICES, F.S.B.
 201 E. HICKORY ST. SUITE 200
 RYDING, CA 92292

3902
 02/27/2009

PAY TO THE ORDER OF ELLEN SOLPER, LA PAZ COUNTY TREASURER \$ 1,200.00

One Thousand Two Hundred and 00/100 DOLLARS

ELLEN SOLPER
 La Paz Co. Treasurer
 1112 Joshua Ave. #203
 PARKER, AZ. 85344-5726

MEMO #18-50-403 #003902# C322270518C 117705582# /0000120000/

10/29/2009 \$1,200.00 3902

ENHENSBERG IMPROVEMENT ASSOCIATION
 P.O. BOX 89
 ENHENSBERG, AZ 85334
 (520) 853-4258

MEMBERSHIP SERVICES, F.S.B.
 201 E. HICKORY ST. SUITE 200
 RYDING CLIFFS
 RYDING, CA 92292

3936
 02/12/2009

PAY TO THE ORDER OF ELLEN SOLPER, LA PAZ COUNTY TREASURER \$ 1,200.00

One Thousand Two Hundred and 00/100 DOLLARS

ELLEN SOLPER
 La Paz Co. Treasurer
 1112 Joshua Ave. #203
 PARKER, AZ. 85344-5726

MEMO #18-50-403 #003936# C322270518C 117705582# /0000120000/

10/29/2009 \$1,200.00 3936

1,200.00*+
 2,379.77 +
 1,200.00 +
 1,260.62 +
 1,200.00 +
 1,200.00 +
 1,200.00 +
 1,200.00 +
 1,200.00 +
 1,200.00 +
 1,200.00 +
 1,200.00 +

010

13,240.39 *

32270743
 03/04/2009
 @0000120000/

THIS IS A LEGAL COPY
 IF YOU CHECK, YOU ARE
 AGREEING TO THE TERMS AND
 CONDITIONS OF THE
 PAYMENT CHECK.

11210213 03/04/2009
 @0000120000/

STANDARD FEDERAL SAVINGS ASSOCIATION
 FEDERAL SAVINGS BANK
 MEMPHIS, TN 38103

MEMPHIS, TN 38103
 11210213 03/04/2009
 @0000120000/

MEMPHIS, TN 38103
 11210213 03/04/2009
 @0000120000/

MEMPHIS, TN 38103
 11210213 03/04/2009
 @0000120000/

MEMPHIS, TN 38103
 11210213 03/04/2009
 @0000120000/

03/04/2009 \$1,200.00 3611

01480044
 10/29/2009
 @0000120000/

THIS IS A LEGAL COPY
 IF YOU CHECK, YOU ARE
 AGREEING TO THE TERMS AND
 CONDITIONS OF THE
 PAYMENT CHECK.

11210213 10/29/2009
 @0000120000/

STANDARD FEDERAL SAVINGS ASSOCIATION
 FEDERAL SAVINGS BANK
 MEMPHIS, TN 38103

MEMPHIS, TN 38103
 11210213 10/29/2009
 @0000120000/

MEMPHIS, TN 38103
 11210213 10/29/2009
 @0000120000/

MEMPHIS, TN 38103
 11210213 10/29/2009
 @0000120000/

MEMPHIS, TN 38103
 11210213 10/29/2009
 @0000120000/

10/29/2009 \$2,379.77 3983

01010013
 01/05/2010
 @0000120000/

THIS IS A LEGAL COPY
 IF YOU CHECK, YOU ARE
 AGREEING TO THE TERMS AND
 CONDITIONS OF THE
 PAYMENT CHECK.

11210213 01/05/2010
 @0000120000/

STANDARD FEDERAL SAVINGS ASSOCIATION
 FEDERAL SAVINGS BANK
 MEMPHIS, TN 38103

MEMPHIS, TN 38103
 11210213 01/05/2010
 @0000120000/

MEMPHIS, TN 38103
 11210213 01/05/2010
 @0000120000/

MEMPHIS, TN 38103
 11210213 01/05/2010
 @0000120000/

MEMPHIS, TN 38103
 11210213 01/05/2010
 @0000120000/

01/05/2010 \$1,200.00 4081